

## Single relay - REL-IR/L-230AC/4X21AU - 2834148

Please be informed that the data shown in this PDF Document is generated from our Online Catalog. Please find the complete data in the user's documentation. Our General Terms of Use for Downloads are valid (<http://phoenixcontact.com/download>)



Plug-in industrial relay with power contacts and additional hard gold plating, 4 PDTs, test button, status LED, mechanical switch setting display, coil voltage: 230 V AC

### Product Features

- With detectable manual operation
- DC types with integrated freewheeling diode
- Mechanical switch position indicator
- Integrated status LED



### Key Commercial Data

Packing unit	1 pc
Minimum order quantity	10 pc
Weight per Piece (excluding packing)	37.61 g
Custom tariff number	85364900
Country of origin	Japan

### Technical data

#### Dimensions

Width	21.5 mm
Height	28 mm
Depth	36 mm

#### Ambient conditions

Ambient temperature (operation)	-55 °C ... 70 °C
Ambient temperature (storage/transport)	-55 °C ... 70 °C

#### Coil side

Nominal input voltage $U_N$	230 V AC
-----------------------------	----------

# Single relay - REL-IR/L-230AC/4X21AU - 2834148

## Technical data

### Coil side

Typical input current at U <sub>N</sub>	5 mA (at 50 Hz)
	4 mA (At 60 Hz)
Typical response time	4 ms ... 10 ms (AC, depending on phase relation)
Typical release time range	3 ms ... 12 ms (AC, depending on phase relation)
Coil resistance	18790 Ω ±15 % (at 20 °C)
Power dissipation for nominal condition	1.2 W

### Contact side

Contact type	4 PDTs
Contact material	AgNi, hard gold-plated
Maximum switching voltage	250 V AC/DC
Minimum switching voltage	1 V
Min. switching current	1 mA
Maximum inrush current	12 A (15 ms)
Limiting continuous current	5 A
Interrupting rating (ohmic load) max.	1250 VA (for 250 V AC)

### Connection data input side

Connection name	Coil side
Connection method	Plug / solder connection

### Connection data output side

Connection name	Contact side
Connection method	Plug / solder connection

### General

Test voltage relay winding/relay contact	2 kV AC (50 Hz, 1 min.)
Test voltage relay contact/relay contact	2 kV AC (50 Hz, 1 min.)
Operating mode	100% operating factor
Mechanical service life	5 x 10 <sup>7</sup> cycles
Standards/regulations	DIN EN 61810-1
	VDE 0435-201
	EN 50178
	IEC 62103
Degree of pollution	2
Overvoltage category	II
Mounting position	any
Assembly instructions	On relay base PR2

### Standards and Regulations

# Single relay - REL-IR/L-230AC/4X21AU - 2834148

## Technical data

### Standards and Regulations

Standards/regulations	DIN EN 61810-1
	VDE 0435-201
	EN 50178
	IEC 62103
Degree of pollution	2
Overvoltage category	II

## Classifications

### eCl@ss

eCl@ss 4.0	27371104
eCl@ss 4.1	27371104
eCl@ss 5.0	27371001
eCl@ss 5.1	27371001
eCl@ss 6.0	27371001
eCl@ss 7.0	27371001
eCl@ss 8.0	27371601
eCl@ss 9.0	27371601

### ETIM

ETIM 2.0	EC000196
ETIM 3.0	EC000196
ETIM 4.0	EC000196
ETIM 5.0	EC001437

### UNSPSC

UNSPSC 6.01	30211916
UNSPSC 7.0901	39121515
UNSPSC 11	39121515
UNSPSC 12.01	39121515
UNSPSC 13.2	39121515

## Approvals

### Approvals

---

#### Approvals

UL Listed / VDE Gutachten mit Fertigungsüberwachung / cUL Listed / EAC / EAC / cULus Listed

# Single relay - REL-IR/L-230AC/4X21AU - 2834148

## Approvals

---

Ex Approvals


---


Approvals submitted

---

### Approval details

UL Listed 

VDE Gutachten mit Fertigungsüberwachung 

cUL Listed 

EAC

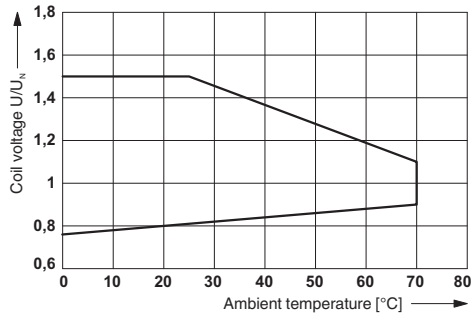
EAC

cULus Listed 

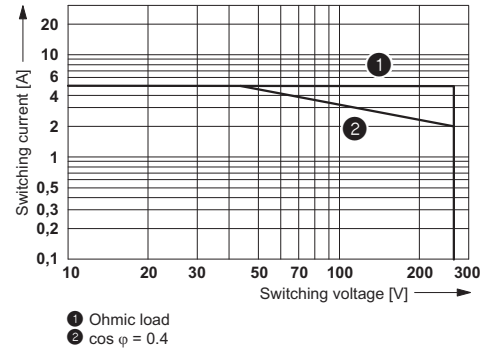
## Drawings

# Single relay - REL-IR/L-230AC/4X21AU - 2834148

Diagram



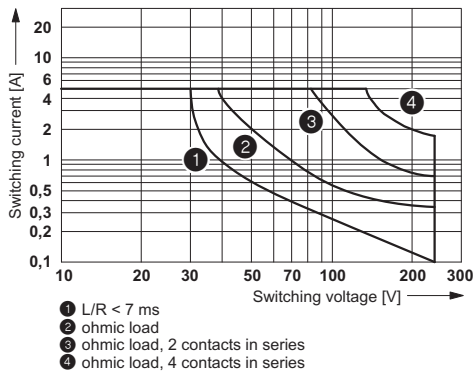
Diagram



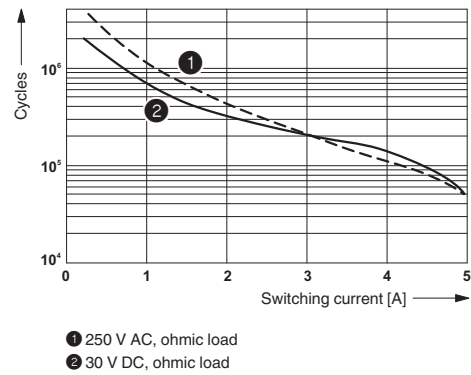
Operating voltage range

AC interrupting rating

Diagram



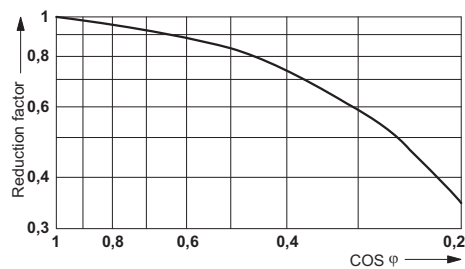
Diagram



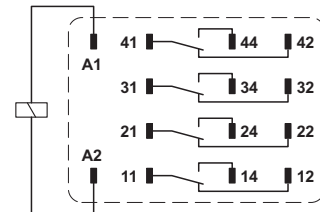
DC interrupting rating

Electrical service life

Diagram



Circuit diagram



Shown without LED and damping diode.

Service life reduction factor

