

Surge protection device - C-UFB-24DC/E - 2782313

Please be informed that the data shown in this PDF Document is generated from our Online Catalog. Please find the complete data in the user's documentation. Our General Terms of Use for Downloads are valid (<http://phoenixcontact.com/download>)



Attachment plug with surge voltage coarse and fine protection, for coaxial signal interfaces with floating shield, signal voltage 24 V. Connection: BNC socket/plug


Your advantages

- ✓ Easy installation with system-compliant connection
- ✓ Low signal interference with adapted protective circuit
- ✓ Limitation of energy-rich pulses with powerful protection

RoHS

IP20

Key Commercial Data

Packing unit	1 pc
Minimum order quantity	10 pc
GTIN	 4 017918 069452
GTIN	4017918069452
Weight per Piece (excluding packing)	113.690 g
Custom tariff number	85363010
Country of origin	Germany

Technical data

Dimensions

Height	93 mm
Width	25.4 mm
Length	25.4 mm

Ambient conditions

Ambient temperature (operation)	-40 °C ... 80 °C
---------------------------------	------------------

Surge protection device - C-UFB-24DC/E - 2782313

Technical data

Ambient conditions

Degree of protection	IP20
----------------------	------

General

Housing material	Aluminum
Color	black
Standards for clearances and creepage distances	VDE 0110-1
	IEC 60664-1
Mounting type	Connection-specific intermediate plugging
Type	Attachment plug
Direction of action	Line-Shield/Earth Ground

Protective circuit

IEC test classification	C2
	C3
	D1
Maximum continuous voltage U_C	30 V DC
Rated current	185 mA (25 °C)
Operating effective current I_C at U_C	$\leq 10 \mu\text{A}$
Residual current I_{PE}	$\leq 2 \mu\text{A}$
Nominal discharge current I_n (8/20) μs (line-earth)	10 kA
Nominal discharge current I_n (8/20) μs (line-shield)	10 kA
Total discharge current I_{total} (8/20) μs	20 kA
Output voltage limitation at 1 kV/ μs (line-earth) spike	$\leq 500 \text{ V}$
Output voltage limitation at 1 kV/ μs (line-shield) spike	$\leq 70 \text{ V}$
Output voltage limitation at 1 kV/ μs (line-shield) static	$\leq 45 \text{ V}$
Residual voltage at I_n (line-earth)	$\leq 50 \text{ V}$ (10 cm cable)
Residual voltage at I_n (line-shield)	$\leq 43 \text{ V}$
Voltage protection level U_p (line-earth)	$\leq 500 \text{ V}$ (C1 - 1 kV/500 A)
	$\leq 500 \text{ V}$ (C3 - 10 A)
	$\leq 600 \text{ V}$ (C2 - 10 kV / 5 kA)
Voltage protection level U_p (line-shield)	$\leq 50 \text{ V}$ (C3 - 10 A)
	$\leq 70 \text{ V}$ (C1 - 1 kV/500 A)
	$\leq 120 \text{ V}$ (C2 - 10 kV / 5 kA)
Response time t_A (line-earth)	$\leq 100 \text{ ns}$
Response time t_A (line-shield)	$\leq 500 \text{ ns}$
Input attenuation aE, asym.	2 dB ($\leq 20 \text{ MHz}$)
Cut-off frequency f_g (3 dB), asym. (shield) in 50 Ω system	typ. 90 MHz
Surge protection fault message	none

Surge protection device - C-UFB-24DC/E - 2782313

Technical data

Protective circuit

Impulse durability (line-earth)	C2 - 10 kV / 5 kA
	D1 - 2.5 kA

Connection data

Connection method	BNC 50 Ω
Connection method IN	BNC socket
Connection method OUT	BNC plug

Connection, equipotential bonding

Connection method	PVC litz wire
-------------------	---------------

Standards and Regulations

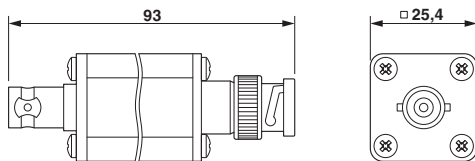
Standards/regulations	IEC 61643-21
Standards/specifications	IEC 61643-21 2000

Environmental Product Compliance

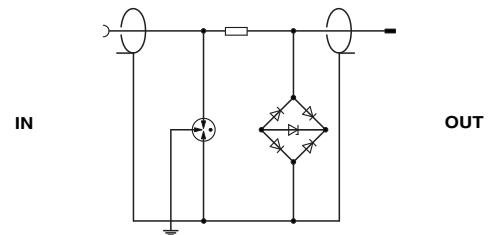
REACH SVHC	Lead 7439-92-1
China RoHS	Environmentally Friendly Use Period = 50 years
	For details about hazardous substances go to tab "Downloads", Category "Manufacturer's declaration"

Drawings

Dimensional drawing



Circuit diagram



Classifications

eCl@ss

eCl@ss 10.0.1	27130807
eCl@ss 11.0	27130807
eCl@ss 4.0	27130800
eCl@ss 4.1	27130800
eCl@ss 5.0	27130800
eCl@ss 5.1	27130800

Surge protection device - C-UFB-24DC/E - 2782313

Classifications

eCl@ss

eCl@ss 6.0	27130800
eCl@ss 7.0	27130807
eCl@ss 9.0	27130807

ETIM

ETIM 2.0	EC000943
ETIM 3.0	EC000943
ETIM 4.0	EC000943
ETIM 6.0	EC000943
ETIM 7.0	EC000943

UNSPSC

UNSPSC 6.01	30212010
UNSPSC 7.0901	39121610
UNSPSC 11	39121610
UNSPSC 12.01	39121610
UNSPSC 13.2	39121620
UNSPSC 18.0	39121620
UNSPSC 19.0	39121620
UNSPSC 20.0	39121620
UNSPSC 21.0	39121620

Approvals

Approvals

Approvals

EAC

Ex Approvals

Approval details

EAC		RU C- DE.*09.B.00169
-----	---	-------------------------

Surge protection device - C-UFB-24DC/E - 2782313

Accessories

Accessories

Flange coupling

Connector/Adapter - BNC-V 50 - 2805041



BNC connector, single-level, for mounting on NS 32 or NS 35/7.5, wave impedance: 50 Ohm

Connector/Adapter - BNC-DV 50 - 2805038



BNC connector, double-level, for mounting on NS 32 or NS 35/7.5, wave impedance: 50 Ohm
