

Interface converters - GW EIP/ASCII 1E/2DB9 - 2702773


Please be informed that the data shown in this PDF Document is generated from our Online Catalog. Please find the complete data in the user's documentation. Our General Terms of Use for Downloads are valid (<http://phoenixcontact.com/download>)



The GW EIP/ASCII... converts RAW or ASCII serial strings into EtherNet/IP. Includes one RJ45 port and two D-SUB 9 ports.



Key Commercial Data

Packing unit	1 STK
GTIN	 4 055626 339412
GTIN	4055626339412
Weight per Piece (excluding packing)	200.000 g
Custom tariff number	85176200
Country of origin	United States

Technical data

Note

Utilization restriction	EMC: class A product, see manufacturer's declaration in the download area
-------------------------	---

Dimensions

Width	22.5 mm
Height	99 mm
Depth	115 mm

Ambient conditions

Ambient temperature (operation)	-40 °C ... 70 °C
Ambient temperature (storage/transport)	-40 °C ... 80 °C
Permissible humidity (operation)	10 % ... 95 % (non-condensing)
Permissible humidity (storage/transport)	5 % ... 95 % (non-condensing)

Interface converters - GW EIP/ASCII 1E/2DB9 - 2702773

Technical data

Ambient conditions

Altitude	< 2000 m
Degree of protection	IP20
Noise immunity	EN 61000-6-2:2005

General

Electrical isolation	IEC UL 61010-1 (VCC // Ethernet)
Test voltage data interface/data interface	1.5 kV _{rms} (50 Hz, 1 min.)
Test voltage data interface/power supply	1.5 kV _{rms}
	1.5 kV _{rms} (50 Hz, 1 min.)
Standards/regulations	EN 55022, EN 55024
Electromagnetic compatibility	Conformance with EMC Directive 2014/30/EU
Noise emission	EN 61000-6-4
Net weight	181 g
Housing material	PA 6.6
Color	gray
MTBF	69.4 Years (Telcordia standard, 25°C temperature, 50% stress, Environmental Factor = 1.0)
	46.3 Years (Telcordia standard, 40°C temperature, 50% stress, environmental factor = 1.0)
Conformance	CE-compliant
UL, USA	UL 61010-1
UL, USA/Canada	Class I, Div. 2, Groups A, B, C, D T4A

Power supply

Supply voltage range	10.8 V DC ... 30 V DC (via pluggable COMBICON screw terminal block)
Max. current consumption	85 mA (24 V DC)
Typical current consumption	76 mA (24 V DC)
Conductor cross section flexible max.	2.50 mm ²
Conductor cross section flexible min.	0.20 mm ²
Conductor cross section AWG max.	12
Conductor cross section AWG min.	24

Serial interface

Interface 1	EtherNet/IP™
Interface	Ethernet
No. of ports	1
Connection method	RJ45 socket, shielded
Transmission length	≤ 100 m (shielded twisted pair)
Protocols supported	EtherNet/IP, ASCII

Interface converters - GW EIP/ASCII 1E/2DB9 - 2702773

Technical data

Serial interface

Auxiliary protocols	ARP, DHCP (Client), PING
Serial transmission speed	10/100 Mbps, auto negotiation
Interface	RS-232
Number of connections	2
Connection method	D-SUB 9 plug
File format/coding	5/6/7/8 Data bits, 1/2 Stop bits, None/Even/Odd/Mark/Space Parity
Transmission length	15 m
Data flow control/protocols	Software handshake, Xon/Xoff or hardware handshake RTS/CTS
Serial transmission speed	0.3; 0.6; 1.2; 2.4; 4.8; 9.6; 19.2; 38.4; 57.6; 115.2; 230.4 Kbps
Interface	RS-422
Number of connections	2
Connection method	D-SUB 9 plug
File format/coding	5/6/7/8 Data bits, 1/2 Stop bits, None/Even/Odd/Mark/Space Parity
Transmission length	≤ 1200 m
	120 Ω (configurable)
Serial transmission speed	0.3; 0.6; 1.2; 2.4; 4.8; 9.6; 19.2; 38.4; 57.6; 115.2; 230.4 Kbps
Interface	RS-485
Number of connections	2
Connection method	D-SUB 9 plug
File format/coding	5/6/7/8 Data bits, 1/2 Stop bits, None/Even/Odd/Mark/Space Parity
	120 Ω (configurable)
Serial transmission speed	0.3; 0.6; 1.2; 2.4; 4.8; 9.6; 19.2; 38.4; 57.6; 115.2; 230.4 Kbps

Function

Web-based management	yes
Management	Web-based management

Standards and Regulations

Electromagnetic compatibility	Conformance with EMC Directive 2014/30/EU
Type of test	Vibration resistance in acc. with EN 60068-2-6/IEC 60068-2-6
	Shock in acc. with EN 60068-2-27/IEC 60068-2-27
Noise emission	EN 61000-6-4
Noise immunity	EN 61000-6-2:2005
Standards/regulations	EN 55022, EN 55024
Conformance	CE-compliant
UL, USA	UL 61010-1
UL, USA/Canada	Class I, Div. 2, Groups A, B, C, D T4A
Noxious gas test	ISA-S71.04-1985 G3 Harsh Group A

Interface converters - GW EIP/ASCII 1E/2DB9 - 2702773

Technical data

Standards and Regulations

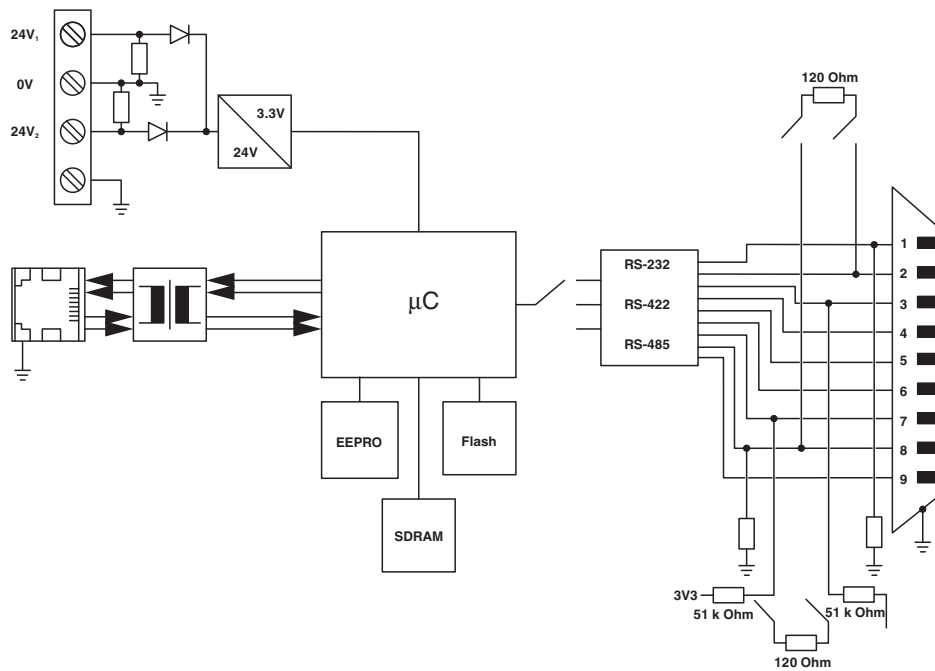
ATEX	DEMKO 18ATEX 2026X: II 3 G Ex ec IIC T4 Gc
IECEX	IECEX UL 18.0023X Ex ec IIC T4 Gc

Environmental Product Compliance

China RoHS	Environmentally Friendly Use Period = 50
	For details about hazardous substances go to tab "Downloads", Category "Manufacturer's declaration"

Drawings

Block diagram



Classifications

eCl@ss

eCl@ss 4.0	27250504
eCl@ss 4.1	27250504
eCl@ss 5.0	27250504
eCl@ss 5.1	27250504
eCl@ss 6.0	27250504

Interface converters - GW EIP/ASCII 1E/2DB9 - 2702773

Classifications

eCl@ss

eCl@ss 7.0	27250504
eCl@ss 9.0	19179290

ETIM

ETIM 2.0	EC000310
ETIM 3.0	EC000310
ETIM 4.0	EC000310
ETIM 5.0	EC000310
ETIM 6.0	EC000310

UNSPSC

UNSPSC 6.01	30211506
UNSPSC 7.0901	39121008
UNSPSC 11	39121008
UNSPSC 12.01	39121008
UNSPSC 13.2	43222604

Approvals

Approvals

Approvals


UL Listed / cUL Listed / cULus Listed

Ex Approvals

UL Listed / cUL Listed / cULus Listed

Approval details

UL Listed		http://database.ul.com/cgi-bin/XYV/template/LISEXT/1FRAME/index.htm	FILE E 238705
-----------	---	---	---------------

cUL Listed		http://database.ul.com/cgi-bin/XYV/template/LISEXT/1FRAME/index.htm	FILE E 238705
------------	---	---	---------------

Interface converters - GW EIP/ASCII 1E/2DB9 - 2702773

Approvals

cULus Listed



Accessories

Accessories

Adapter

Adapter - PSM-AD-D9-NULLMODEM - 2708753



V.24 (RS-232) zero modem connector

Adapter cable

Data cable - PSM-KA9SUB9/BB/2METER - 2799474



RS-232 cable, 9-pos. D-SUB socket on 9-pos. D-SUB socket, 9-wire, 1:1

Data plug

D-SUB bus connector - SUBCON 9/F-SH - 2761499



D-SUB plug, 9-pos. female connector, one cable entry < 35°, universal type for all systems, pin assignment: 1, 2, 3, 4, 5, 6, 7, 8, 9 to screw connection terminal block

Interface converters - GW EIP/ASCII 1E/2DB9 - 2702773

Accessories

D-SUB bus connector - SUBCON-PLUS-F/AX 9 - 2311797



D-SUB connector, 9-pos. female connector, axial version with two cable entries, universal type for all systems, pin assignment: 1, 2, 3, 4, 5, 6, 7, 8, 9 to screw connection terminal block

D-SUB bus connector - SUBCON-PLUS 9/F - 2744241



D-SUB connector, 9-pos. female connector, two cable entries < 35°, universal type for all systems, pin assignment: 1, 2, 3, 4, 5, 6, 7, 8, 9 to one screw connection terminal block

D-SUB bus connector - SUBCON-PLUS F2 - 2799490



D-SUB connector, 9-pos. female connector, two cable entries < 35°, bus system: CAN, SUCONET K1, K2 (MOELLER), S-BUS (Saia), J-BUS (Merlin Gerin), pin assignment: 2, 3, 4, 5, 7, 9 to two screw connection terminal blocks

Patch cable

Patch cable - FL CAT5 PATCH 0,5 - 2832263



Patch cable, CAT5, assembled, 0.5 m

Patch cable - FL CAT5 PATCH 5,0 - 2832580



Patch cable, CAT5, assembled, 5 m

Interface converters - GW EIP/ASCII 1E/2DB9 - 2702773

Accessories

Surge protection for information technology

Surge protection device - DT-LAN-CAT.6+ - 2881007



Surge protection in accordance with Class E_A (CAT6_A), for Gigabit Ethernet (up to 10 Gbps), token ring, FDDI/CDDI, ISDN, and DS1. Suitable for Power over Ethernet (PoE+) "Mode A" and "Mode B". RJ45 attachment plug with separate grounding cable and ground connection snap-on foot for NS 35 DIN rails.

Switch

Industrial Ethernet Switch - FL SWITCH SFN 5TX - 2891152



Ethernet switch, 5 TP RJ45 ports, automatic detection of data transmission speed of 10 or 100 Mbps (RJ45), autocrossing function