

Power supply, with protective coating - QUINT-PS/1AC/24DC/20/CO - 2320898

Please be informed that the data shown in this PDF Document is generated from our Online Catalog. Please find the complete data in the user's documentation. Our General Terms of Use for Downloads are valid (<http://phoenixcontact.com/download>)



Primary-switched QUINT POWER power supply for DIN rail mounting with SFB (Selective Fuse Breaking) Technology, with protective coating, input: 1-phase, output: 24 V DC/20 A

Product Description

QUINT POWER power supplies with maximum functionality

QUINT POWER circuit breakers magnetically and therefore quickly trip at six times the nominal current, for selective and therefore cost-effective system protection. In addition, the high system availability is ensured by preventive function monitoring which reports critical operating states before errors can occur.

Reliable starting of heavy loads takes place via the static power reserve POWER BOOST. Thanks to the adjustable voltage, all ranges between 18 V DC ... 29.5 V DC are covered.

Product Features

- For superior system availability
- Reliable starting of difficult loads with the static POWER BOOST power reserve with up to 1.5 times the nominal current permanently
- Fast tripping of standard circuit breakers with dynamic power reserve SFB (selective fuse breaking) technology with up to 6 times the nominal current for 12 ms
- Preventive function monitoring



Key Commercial Data

Packing unit	1 pc
Weight per Piece (excluding packing)	2080.0 g
Custom tariff number	85044030
Country of origin	Thailand

Technical data

Dimensions

Width	90 mm
-------	-------

Power supply, with protective coating - QUINT-PS/1AC/24DC/20/CO - 2320898

Technical data

Dimensions

Height	130 mm
Depth	125 mm
Width with alternative assembly	122 mm
Height with alternative assembly	130 mm
Depth with alternative assembly	93 mm

Ambient conditions

Degree of protection	IP20
Ambient temperature (operation)	-40 °C ... 70 °C (> 60 °C Derating: 2,5 %/K)
Ambient temperature (storage/transport)	-40 °C ... 85 °C
Max. permissible relative humidity (operation)	100 % (at 25 °C, non-condensing)
Noise immunity	EN 61000-6-2:2005
Maximum altitude	6000 m

Input data

Nominal input voltage range	100 V AC ... 240 V AC
	110 V DC ... 250 V DC
Input voltage range	85 V AC ... 264 V AC
	90 V DC ... 410 V DC +5 % (UL 508: ≤ 250 V DC)
Dielectric strength maximum	300 V AC
AC frequency range	45 Hz ... 65 Hz
Frequency range DC	0 Hz
Discharge current to PE	< 3.5 mA
Current consumption	4.5 A (120 V AC)
	2.5 A (230 V AC)
	4.8 A (110 V DC)
	2.4 A (220 V DC)
Inrush surge current	< 20 A (typical)
Power failure bypass	> 32 ms (120 V AC)
	> 32 ms (230 V AC)
Input fuse	12 A (slow-blow, internal)
Choice of suitable circuit breakers	10 A ... 16 A (AC: Characteristics B, C, D, K)
Type of protection	Transient surge protection
Protective circuit/component	Varistor, gas-filled surge arrester

Output data

Nominal output voltage	24 V DC ±1 %
------------------------	--------------

Power supply, with protective coating - QUINT-PS/1AC/24DC/20/CO - 2320898

Technical data

Output data

Setting range of the output voltage (U_{Set})	18 V DC ... 29.5 V DC (> 24 V DC, constant capacity restricted)
Nominal output current (I_N)	20 A (-25°C ... 60°C, $U_{OUT} = 24$ V DC)
POWER BOOST (I_{Boost})	26 A (-25°C ... 40°C permanent, $U_{OUT} = 24$ V DC)
Selective Fuse Breaking (I_{SFB})	120 A (12 ms)
Derating	60 °C ... 70 °C (2.5%/K)
Connection in parallel	Yes, for redundancy and increased capacity
Connection in series	Yes
Control deviation	< 1 % (change in load, static 10 % ... 90 %)
	< 2 % (change in load, dynamic 10 % ... 90 %)
	< 0.1 % (change in input voltage ± 10 %)
Residual ripple	< 30 mV _{PP} (with nominal values)
Output power	480 W
Typical response time	< 0.6 s
Maximum power dissipation in no-load condition	8 W
Power loss nominal load max.	40 W

General

Net weight	1.7 kg
Efficiency	> 93 % (for 230 V AC and nominal values)
Insulation voltage input/output	4 kV AC (type test)
	2 kV AC (routine test)
Protection class	I
	> 520000 h (40°C)
Mounting position	horizontal DIN rail NS 35, EN 60715
Assembly instructions	Alignable: 5 mm horizontally, 15 mm next to active components, 50 mm vertically

Connection data, input

Connection method	Screw connection
Conductor cross section solid min.	0.2 mm ²
Conductor cross section solid max.	6 mm ²
Conductor cross section flexible min.	0.2 mm ²
Conductor cross section flexible max.	4 mm ²
Conductor cross section AWG min.	18
Conductor cross section AWG max.	10
Stripping length	7 mm
Screw thread	M4

Power supply, with protective coating - QUINT-PS/1AC/24DC/20/ CO - 2320898

Technical data

Connection data, output

Connection method	Screw connection
Conductor cross section solid min.	0.2 mm ²
Conductor cross section solid max.	6 mm ²
Conductor cross section flexible min.	0.2 mm ²
Conductor cross section flexible max.	4 mm ²
Conductor cross section AWG min.	12
Conductor cross section AWG max.	10
Stripping length	7 mm
Screw thread	M4

Connection data for signaling

Conductor cross section solid min.	0.2 mm ²
Conductor cross section solid max.	6 mm ²
Conductor cross section flexible min.	0.2 mm ²
Conductor cross section flexible max.	4 mm ²
Conductor cross section AWG min.	18
Conductor cross section AWG max.	10
Screw thread	M4

Standards and Regulations

Electromagnetic compatibility	Conformance with EMC Directive 2004/108/EC
Shock	30g in each direction, according to IEC 60068-2-27
Noise emission	EN 55011 (EN 55022)
Noise immunity	EN 61000-6-2:2005
Connection in acc. with standard	CSA
Standards/regulations	EN 61000-4-3
	EN 61000-4-4
	EN 61000-4-6
Standard – Electrical equipment of machines	EN 60204-1
Standard - Electrical safety	IEC 60950-1/VDE 0805 (SELV)
Standard – Electronic equipment for use in electrical power installations and their assembly into electrical power installations	EN 50178/VDE 0160 (PELV)
Standard – Safety extra-low voltage	IEC 60950-1 (SELV) and EN 60204-1 (PELV)
Standard - Safe isolation	DIN VDE 0100-410
Standard – Protection against shock currents, basic requirements for protective separation in electrical equipment	EN 50178
Standard – Limitation of mains harmonic currents	EN 61000-3-2
Standard - Equipment safety	BG (design tested)

Power supply, with protective coating - QUINT-PS/1AC/24DC/20/CO - 2320898

Technical data

Standards and Regulations

Shipbuilding approval	Germanischer Lloyd (EMC 1, only with upstream filter)
UL approvals	UL/C-UL listed UL 508
	UL/C-UL Recognized UL 60950
	UL ANSI/ISA-12.12.01 Class I, Division 2, Groups A, B, C, D (Hazardous Location)
DeviceNet approval	DeviceNet™ Power Supply Conformance Tested
Vibration (operation)	< 15 Hz, amplitude ±2.5 mm (according to IEC 60068-2-6)
Low Voltage Directive	Conformance with LV directive 2006/95/EC
Approval - requirement of the semiconductor industry with regard to mains voltage dips	SEMI F47-0706 Compliance Certificate
Information technology equipment - safety (CB scheme)	CB Scheme
Rail applications	EN 50121-4
ATEX	# II 3 G Ex nA nC IIC T4 Gc
	SIQ 14 ATEX 137 X
IECEX	Ex nA nC IIC T4 Gc
	IECEX SIQ 14.0001X
Overvoltage category	III

Classifications

eCl@ss

eCl@ss 4.0	27040702
eCl@ss 4.1	27040702
eCl@ss 5.0	27049002
eCl@ss 5.1	27049002
eCl@ss 6.0	27049002
eCl@ss 7.0	27049002
eCl@ss 8.0	27049002
eCl@ss 9.0	27040701

ETIM

ETIM 4.0	EC000599
ETIM 5.0	EC002540

UNSPSC

UNSPSC 6.01	30211502
UNSPSC 7.0901	39121004

Power supply, with protective coating - QUINT-PS/1AC/24DC/20/ CO - 2320898

Classifications

UNSPSC

UNSPSC 11	39121004
UNSPSC 12.01	39121004
UNSPSC 13.2	39121004

Approvals

Approvals

Approvals




CSA / UL Recognized / UL Listed / cUL Recognized / GL / IECCEB Scheme / Bauartgeprüft / EAC / EAC / cULus Recognized

Ex Approvals

UL Listed / cUL Listed / cULus Listed

Approvals submitted

Approval details



Power supply, with protective coating - QUINT-PS/1AC/24DC/20/ CO - 2320898

Approvals

IECEE CB Scheme

Bauartgeprüft

EAC

EAC

cULus Recognized

Drawings

Block diagram

