

Interface converters - FL COMSERVER UNI 232/422/485 - 2313452

Please be informed that the data shown in this PDF Document is generated from our Online Catalog. Please find the complete data in the user's documentation. Our General Terms of Use for Downloads are valid (<http://phoenixcontact.com/download>)



Second generation FL COMSERVER UNI..., serial device server for converting a serial 232/422/485 interface to Ethernet, supports TCP, UDP, Modbus gateway, and PPP applications, incl. COM port redirector software and user documentation

Product Features

- Modbus gateway between ModbusRTU/ASCII and ModbusTCP
- All connections can be plugged in using a COMBICON screw terminal block
- Configuration via web-based management
- Software for virtual COM ports supplied as standard



Key Commercial Data

Packing unit	1 pc
Weight per Piece (excluding packing)	200.0 g
Custom tariff number	85176200
Country of origin	Germany

Technical data

Note

Utilization restriction	EMC: class A product, see manufacturer's declaration in the download area
-------------------------	---------------------------------------------------------------------------

Dimensions

Width	22.5 mm
Height	99 mm
Depth	116 mm

Ambient conditions

Ambient temperature (operation)	-25 °C ... 60 °C
	-20 °C ... 60 °C (With UL approval)

Interface converters - FL COMSERVER UNI 232/422/485 - 2313452

Technical data

Ambient conditions

Ambient temperature (storage/transport)	-25 °C ... 70 °C
Permissible humidity (operation)	10 % ... 95 % (non-condensing)
Permissible humidity (storage/transport)	5 % ... 95 % (non-condensing)
Altitude	5000 m (For restrictions see manufacturer's declaration)
Degree of protection	IP20
Noise immunity	EN 61000-6-2:2005

General

Electrical isolation	DIN EN 50178 (VCC // Ethernet // Serial)
Test voltage data interface/data interface	1.5 kV _{rms} (50 Hz, 1 min.)
Test voltage data interface/power supply	1.5 kV _{rms}
	1.5 kV _{rms} (50 Hz, 1 min.)
Standards/regulations	EN 50121-4
Electromagnetic compatibility	Conformance with EMC Directive 2004/108/EC (valid until 19.04.2016) / 2014/30/EU (valid from 20.04.2016)
Noise emission	EN 61000-6-4
Net weight	180.3 g
Housing material	PA 6.6-FR
Color	green
MTBF	666 Years (Telcordia standard, 25°C temperature, 21% operating cycle (5 days a week, 8 hours a day))
	179 Years (Telcordia standard, 40°C temperature, 34.25% operating cycle (5 days a week, 12 hours a day))
MTTF	2013 Years (SN 29500 standard, temperature 25°C, operating cycle 21 % (5 days a week, 8 hours a day))
	879 Years (SN 29500 standard, temperature 40 °C, operating cycle 34.25 % (5 days a week, 12 hours a day))
	359 Years (SN 29500 standard, temperature 40°C, operating cycle 100 % (7 days a week, 24 hours a day))
Conformance	CE-compliant
ATEX	# II 3 G Ex nA IIC T4 Gc X (Please follow the special installation instructions in the documentation!)
UL, USA	Class I, Zone 2, AEx nA IIC T5
UL, USA / Canada	508 listed
	Class I, Div. 2, Groups A, B, C, D
UL, Canada	Class I, zone 2, Ex nA IIC T5 Gc X

Power supply

Supply voltage range	19.2 V AC/DC ... 28.8 V AC/DC (via pluggable COMBICON screw terminal block)
----------------------	-----------------------------------------------------------------------------

Interface converters - FL COMSERVER UNI 232/422/485 - 2313452

Technical data

Power supply

	22.8 V DC ... 25.2 V DC (as an alternative or redundant, via backplane bus contact and system current supply)
Typical current consumption	100 mA (24 V DC)

Serial interface

Interface 1	Ethernet interface, 10/100BASE-T(X) in acc. with IEEE 802.3u
Interface	Ethernet
Connection method	RJ45 socket, shielded
Transmission length	≤ 100 m (shielded twisted pair)
Protocols supported	TCP/IP, UDP, Modbus (TCP, RTU/ASCII), PPP
Auxiliary protocols	ARP, DHCP, BOOTP, SNMP, RIP, RARP, HTTP, TFTP
Data flow control/protocols	Modbus/TCP
Serial transmission speed	10/100 Mbps, auto negotiation
Interface 2	V.24 (RS-232) interface in acc. with ITU-T V.28, EIA/TIA-232, DIN 66259-1
Interface	RS-232
Connection method	D-SUB-9 plug
File format/coding	UART/NRZ: 7/8 Bit Data, 1/2 Bit Stopp, None/Even/Odd Parity
Transmission length	15 m
Pin assignment	DTE/DCE switchover via web-based management
Data flow control/protocols	Software handshake, Xon/Xoff, or hardware handshake RTS/CTS // 3964 R compatible, Modbus RTU/ASCII
Serial transmission speed	0.3; 0.6; 1.2; 2.4; 4.8; 7.2; 9.6; 19.2; 38.4; 57.6; 115.2; 187.5; 230.4 kbps
Interface 3	RS-422 interface in acc. with ITU-T V.11, EIA/TIA-422, DIN 66348-1
Interface	RS-422
Connection method	Plug-in/screw connection via COMBICON
File format/coding	Serial asynchronous UART/NRZ, 7/8 data, 1/2 stop, 1 parity, 10/11-bit character length
Transmission length	≤ 1200 m
Termination resistor	390 Ω (configurable)
	180 Ω
	390 Ω
Data flow control/protocols	Automatic control
Serial transmission speed	0.3; 0.6; 1.2; 2.4; 4.8; 7.2; 9.6; 19.2; 38.4; 57.6; 115.2; 187.5; 230.4; 500; 1000 kbps
Interface 4	RS-485 interface, in acc. with EIA/TIA-485, DIN 66259-4/RS-485 2-wire
Interface	RS-485
Connection method	Plug-in/screw connection via COMBICON
File format/coding	Serial asynchronous UART/NRZ, 7/8 data, 1/2 stop, 1 parity, 10/11-bit character length

Interface converters - FL COMSERVER UNI 232/422/485 - 2313452

Technical data

Serial interface

Termination resistor	390 Ω
	180 Ω
	390 Ω (configurable)
Data flow control/protocols	Automatic control
Serial transmission speed	0.3; 0.6; 1.2; 2.4; 4.8; 7.2; 9.6; 19.2; 38.4; 57.6; 115.2; 187.5; 230.4; 500; 1000 kbps

Function

Management	Web-based management, SNMP, emergency exit with Telnet and serial
Status and diagnostic indicators	LEDs: UL (logic voltage), TD + RD (data activity serial), FD (full duplex), 100 (100 Mbps mode), Link (Ethernet), Activity (Ethernet), ERR (error)

Standards and Regulations

Electromagnetic compatibility	Conformance with EMC Directive 2004/108/EC (valid until 19.04.2016) / 2014/30/EU (valid from 20.04.2016)
Type of test	Free fall in acc. with IEC 60068-2-32
Test result	1 m
Type of test	Vibration resistance in acc. with EN 60068-2-6/IEC 60068-2-6
Test result	5g, 10-150 Hz, 2.5 h, in XYZ direction
Type of test	Shock in acc. with EN 60068-2-27/IEC 60068-2-27
Test result	15g, 11 ms period, half-sine shock pulse
Type of test	Shock in acc. with EN 60068-2-27/IEC 60068-2-27
Test result	30g, 11 ms period, half-sine shock pulse
Noise emission	EN 61000-6-4
Noise immunity	EN 61000-6-2:2005
Free from substances that could impair the application of coating	according to P-VW 3.10.7 57 65 0 VW-AUDI-Seat central standard
Standards/regulations	EN 50121-4
Conformance	CE-compliant
ATEX	# II 3 G Ex nA IIC T4 Gc X
UL, USA	Class I, Zone 2, AEx nA IIC T5
UL, USA / Canada	508 listed
	Class I, Div. 2, Groups A, B, C, D
UL, Canada	Class I, zone 2, Ex nA IIC T5 Gc X

Classifications

eCl@ss

eCl@ss 4.0	27250504
eCl@ss 4.1	27250504

Interface converters - FL COMSERVER UNI 232/422/485 - 2313452

Classifications

eCl@ss

eCl@ss 5.0	27250504
eCl@ss 5.1	27250504
eCl@ss 6.0	27250504
eCl@ss 7.0	27250504
eCl@ss 8.0	19179290
eCl@ss 9.0	19179290

ETIM

ETIM 2.0	EC000310
ETIM 3.0	EC000310
ETIM 4.0	EC000310
ETIM 5.0	EC000310

UNSPSC

UNSPSC 6.01	30211506
UNSPSC 7.0901	39121008
UNSPSC 11	39121008
UNSPSC 12.01	39121008
UNSPSC 13.2	39121008

Approvals

Approvals

Approvals

UL Listed / cUL Listed / EAC / EAC / KC / cULus Listed

Ex Approvals



ATEX / UL Listed / cUL Listed / cULus Listed

Approvals submitted

Approval details

Interface converters - FL COMSERVER UNI 232/422/485 - 2313452

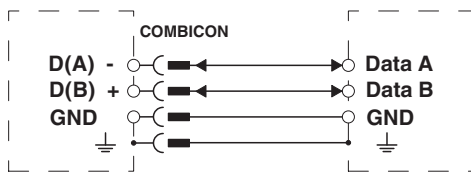
Approvals



Drawings

Connection diagram

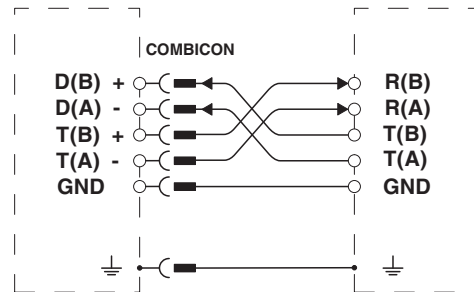
FL COMSERVER RS-485



RS-485 connection

Connection diagram

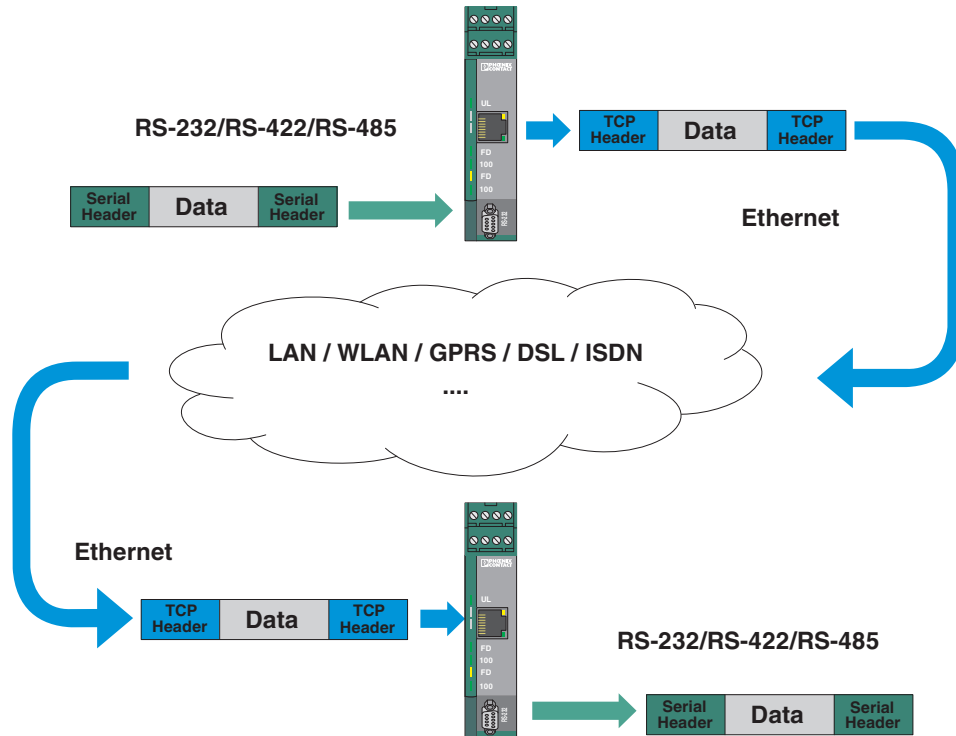
FL COMSERVER RS-422



RS-422 connection

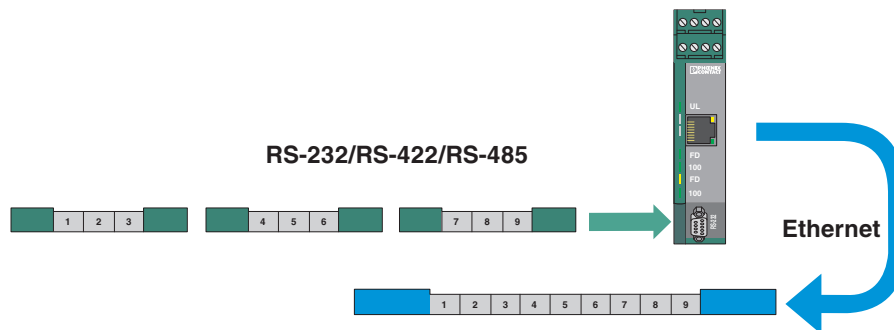
Interface converters - FL COMSERVER UNI 232/422/485 - 2313452

Application drawing



Serial data transmission via Ethernet

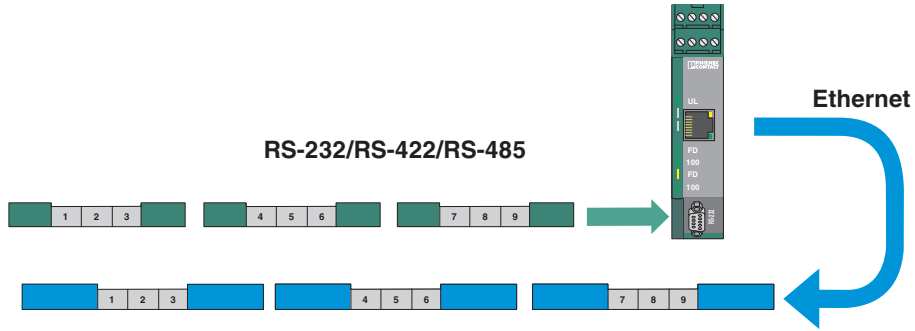
Application drawing



Large value: "Idle Force Timeout Characters"

Interface converters - FL COMSERVER UNI 232/422/485 - 2313452

Application drawing



Small value: "Idle Force Timeout Characters"