

Cable - CABLE-D25SUB/B/S/100/KONFEK/S - 2302133

Please be informed that the data shown in this PDF Document is generated from our Online Catalog. Please find the complete data in the user's documentation. Our General Terms of Use for Downloads are valid (<http://phoenixcontact.com/download>)




Assembled shielded round cable; connection 1: D-SUB socket strip (1x 25-position); connection 2: D-SUB pin strip (1x 25-position); cable length: 1 m



COMPLETE

Key Commercial Data

Packing unit	1 pc
GTIN	 4 017918 893095
GTIN	4017918893095
Weight per Piece (excluding packing)	240.000 g
Custom tariff number	85444290
Country of origin	Hungary

Technical data

Ambient conditions

Ambient temperature (operation)	-40 °C ... 70 °C (fixed installation)
	-10 °C ... 70 °C (flexible installation)
Ambient temperature (storage/transport)	-40 °C ... 80 °C
Maximum altitude	≤ 2000 m
Degree of protection	IP20
	≥ IP54 (Installation location)

General

Max. permissible operating voltage	25 V AC
	60 V DC
Max. current carrying capacity per path	2 A (50 °C)
	1 A (70 °C)

Cable - CABLE-D25SUB/B/S/100/KONFEK/S - 2302133

Technical data

General

Length of cable	1 m
External cable diameter	9.8 mm ±0.5 mm
Single wire, cross section	0.25 mm ²
Single wire, cross section [AWG]	24
Single wire, number of litz wires	14
Single wire, material	Cu uninsulated
Wire diameter incl. insulation	1.2 mm ±0.05 mm
Smallest bending radius, fixed installation	82 mm
Smallest bending radius, movable installation	155 mm
Bending cycles	5000 (at a radius of ≥ 15x outside diameter)
Shielding	yes
	Tinned copper-braided shield, approx. 85% covering
Cable insulation resistance	≥ 20 MΩ/km (at 20 °C)
Cable resistance	≤ 80 Ω/km (at 20 °C)
Outer sheath, material	Semi-rigid PVC
External sheath, color	gray
Degree of protection	IP20
	≥ IP54 (Installation location)
Nominal operating mode	100% operating factor

Connection data

Connection name	Field level
Connection method	D-SUB pin strip
Number of connections	1
Number of positions	25
Torque	0.2 Nm
Insertion/withdrawal cycles	> 200

Connection data 2

Connection name	Controller level
Connection method	D-SUB socket strip
Number of connections	1
Number of positions	25
Torque	0.2 Nm
Insertion/withdrawal cycles	> 200

Standards and Regulations

Flame resistance	UL VW-1
	CSA FT-1

Cable - CABLE-D25SUB/B/S/100/KONFEK/S - 2302133

Technical data

Standards and Regulations

	IEC 60332-1-2
	VDE 0842, Part 332-1-2
	IEC 60332-3-22
Resistance to oil	against occasional splashes
Gasoline resistance	against occasional splashes
Connection in acc. with standard	CUL
Designation	Air clearances and creepage distances
Standards/regulations	DIN EN 50178
Rated insulation voltage	125 V
Rated surge voltage	1.2 kV
Insulation	Functional insulation
Pollution degree	2
Overvoltage category	II

Supported controller

Controller	ABB S800 I/O
- suitable I/O card	DI810
	DI811
	DI814
	DI818
	DI830
	DI831
	DI840
	DI885
	DO810
	DO814
	DO818
	DO840
	DP820
	DP840
	AI810
	AI820
	AI830
	AI835
	AI845
	AO810
	AO820

Cable - CABLE-D25SUB/B/S/100/KONFEK/S - 2302133

Technical data

Color code

Connector 1 = connector 2 (optional) = wire color	D-SUB25 (1) = D-SUB25 (1) = white
	D-SUB25 (2) = D-SUB25 (2) = brown
	D-SUB25 (3) = D-SUB25 (3) = green
	D-SUB25 (4) = D-SUB25 (4) = yellow
	D-SUB25 (5) = D-SUB25 (5) = gray
	D-SUB25 (6) = D-SUB25 (6) = pink
	D-SUB25 (7) = D-SUB25 (7) = blue
	D-SUB25 (8) = D-SUB25 (8) = red
	D-SUB25 (9) = D-SUB25 (9) = black
	D-SUB25 (10) = D-SUB25 (10) = violet
	D-SUB25 (11) = D-SUB25 (11) = gray-pink
	D-SUB25 (12) = D-SUB25 (12) = red-blue
	D-SUB25 (13) = D-SUB25 (13) = white-green
	D-SUB25 (14) = D-SUB25 (14) = brown-green
	D-SUB25 (15) = D-SUB25 (15) = white-yellow
	D-SUB25 (16) = D-SUB25 (16) = yellow-brown
	D-SUB25 (17) = D-SUB25 (17) = white-gray
	D-SUB25 (18) = D-SUB25 (18) = gray-brown
	D-SUB25 (19) = D-SUB25 (19) = white-pink
	D-SUB25 (20) = D-SUB25 (20) = pink-brown
	D-SUB25 (21) = D-SUB25 (21) = white-blue
	D-SUB25 (22) = D-SUB25 (22) = brown-blue
	D-SUB25 (23) = D-SUB25 (23) = white-red
	D-SUB25 (24) = D-SUB25 (24) = brown-red
	D-SUB25 (25) = D-SUB25 (25) = white-black

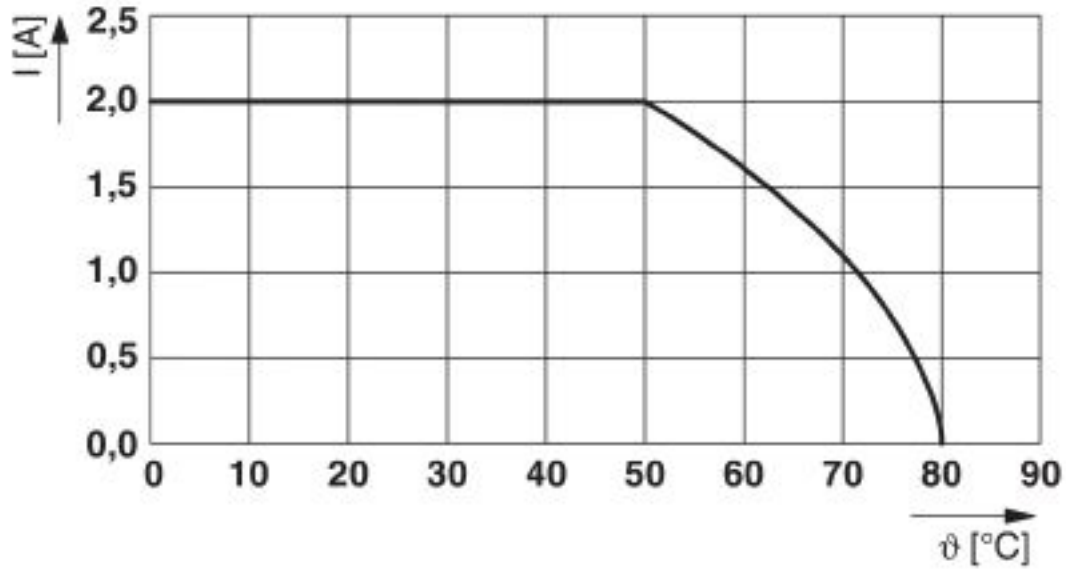
Environmental Product Compliance

China RoHS	Environmentally Friendly Use Period = 50
	For details about hazardous substances go to tab "Downloads", Category "Manufacturer's declaration"

Drawings

Cable - CABLE-D25SUB/B/S/100/KONFEK/S - 2302133

Diagram



Maximum permissible current per path in uncoiled state

Classifications

eCl@ss

eCl@ss 4.0	27060300
eCl@ss 4.1	27060300
eCl@ss 5.0	27242200
eCl@ss 5.1	27242200
eCl@ss 6.0	27249200
eCl@ss 7.0	27249205
eCl@ss 8.0	27249205
eCl@ss 9.0	27242220

ETIM

ETIM 2.0	EC000237
ETIM 3.0	EC000237
ETIM 4.0	EC000237
ETIM 5.0	EC000237
ETIM 6.0	EC000237
ETIM 7.0	EC000237

Cable - CABLE-D25SUB/B/S/100/KONFEK/S - 2302133

Classifications

UNSPSC

UNSPSC 6.01	26121620
UNSPSC 7.0901	26121620
UNSPSC 11	26121620
UNSPSC 12.01	26121620
UNSPSC 13.2	26121620

Approvals


Approvals


Approvals


CSA / UL Recognized / cUL Recognized / EAC / cULus Recognized

Ex Approvals

Approval details

CSA		http://www.csagroup.org/services-industries/product-listing/	70002966
Nominal voltage UN		125 V	
Nominal current IN		1 A	


UL Recognized		http://database.ul.com/cgi-bin/XYV/template/LISEXT/1FRAME/index.htm	FILE E 238705
Nominal voltage UN		125 V	
Nominal current IN		2 A	

cUL Recognized		http://database.ul.com/cgi-bin/XYV/template/LISEXT/1FRAME/index.htm	FILE E 238705
Nominal voltage UN		125 V	

Cable - CABLE-D25SUB/B/S/100/KONFEK/S - 2302133

Approvals

Nominal current I _N	2 A
--------------------------------	-----

EAC		RU C- DE.A*30.B00767
-----	---	-------------------------

cULus Recognized	
------------------	---

Accessories

Accessories

Marker carrier cable

Cable marker carrier - KME - 0807083



Cable marker carrier, white, unlabeled, mounting type: Assembly with cable binders, cable diameter: > 5 mm, lettering field size: 20 mm x 8 mm