

Cable - FLK 14/EZ-DR/ 100/KONFEK - 2288914


Please be informed that the data shown in this PDF Document is generated from our Online Catalog. Please find the complete data in the user's documentation. Our General Terms of Use for Downloads are valid (<http://phoenixcontact.com/download>)



Round cable set; connection 1: IDC/FLK socket strip (1x 14-position); connection 2: IDC/FLK socket strip (1x 14-position); cable length: 1 m



Key Commercial Data

Packing unit	1 pc
GTIN	 4 017918 057305
GTIN	4017918057305
Weight per Piece (excluding packing)	66.600 g
Custom tariff number	85444290
Country of origin	Germany

Technical data

Ambient conditions

Ambient temperature (operation)	-40 °C ... 70 °C (fixed installation)
	-10 °C ... 70 °C (flexible installation)
Ambient temperature (storage/transport)	-40 °C ... 80 °C
Maximum altitude	≤ 2000 m
Degree of protection	IP00
	≥ IP54 (Installation location)

General

Max. permissible operating voltage	25 V AC
	60 V DC
Max. current carrying capacity per path	1 A (50 °C)
	0.6 A (70 °C)

Cable - FLK 14/EZ-DR/ 100/KONFEK - 2288914

Technical data

General

Length of cable	1 m
External cable diameter	6.4 mm ±0.4 mm
Single wire, cross section	0.14 mm ²
Single wire, cross section [AWG]	26
Single wire, number of litz wires	7
Single wire, material	Cu tin-plated
Wire diameter incl. insulation	1 mm ±0.03 mm
Smallest bending radius, fixed installation	55 mm
Smallest bending radius, movable installation	104 mm
Bending cycles	5000 (at a radius of ≥ 15x outside diameter)
Cable, preassembly	Insulation displacement, IEC 60352-4/DIN EN 60352-4
Shielding	no
Cable insulation resistance	≥ 20 MΩ/km (20 °C)
Cable resistance	≤ 145 Ω/km (20 °C)
Outer sheath, material	Semi-rigid PVC
External sheath, color	gray
Degree of protection	IP00
	≥ IP54 (Installation location)
Nominal operating mode	100% operating factor

Connection data

Connection name	Field level
Connection in acc. with standard	IEC 60603-13
Connection method	IDC/FLK socket strip
Number of connections	1
Number of positions	14
Insertion/withdrawal cycles	> 50
Pitch	2.54 mm

Connection data 2

Connection name	Controller level
Connection in acc. with standard	IEC 60603-13
Connection method	IDC/FLK socket strip
Number of connections	1
Number of positions	14
Insertion/withdrawal cycles	> 50
Pitch	2.54 mm

Standards and Regulations

Cable - FLK 14/EZ-DR/ 100/KONFEK - 2288914

Technical data

Standards and Regulations

Flame resistance	UL VW-1
	CSA FT-1
	IEC 60332-1-2
	VDE 0842, Part 332-1-2
	IEC 60332-3-22
Resistance to oil	against occasional splashes
Gasoline resistance	against occasional splashes
Connection in acc. with standard	CUL
Designation	Air clearances and creepage distances
Standards/regulations	DIN EN 50178
Rated insulation voltage	63 V
Rated surge voltage	0.6 kV
Insulation	Functional insulation
Degree of pollution	2
Overvoltage category	II

Supported controller

Controller	SIEMENS S7-1500
- suitable I/O card	6ES7 521-1BH00-0AB0
	6ES7 521-1BH50-0AA0
	6ES7 521-1BL00-0AB0
	6ES7 522-1BH00-0AB0
	6ES7 522-1BH01-0AB0
	6ES7 522-1BL00-0AB0
	6ES7 522-1BL01-0AB0
	6ES7 531-7KF00-0AB0
	6ES7 531-7NF00-0AB0
	6ES7 531-7NF10-0AB0
	6ES7 531-7PF00-0AB0
	6ES7 532-5HF00-0AB0
	6ES7 532-5HD00-0AB0
	6ES7 532-5ND00-0AB0
Controller	SIEMENS S7-300 / ET 200 M
- suitable I/O card	CPU 312C
	CPU 313C
	CPU 313C-2DP
	CPU 313C-2PiP
	CPU 314C-2DP

Cable - FLK 14/EZ-DR/ 100/KONFEK - 2288914

Technical data

Supported controller

	CPU 314C-2PtP
	6ES7 321-1BH02-0AA0
	6ES7 321-1BH10-0AA0
	6ES7 321-1BH50-0AA0
	6ES7 321-1BL00-0AA0
	6ES7 321-7BH01-0AB0
	6ES7 322-1BH01-0AA0
	6ES7 322-1BH10-0AA0
	6ES7 322-1BL00-0AA0
	6ES7 322-8BF00-0AB0
	6ES7 322-8BH01-0AB0
	6ES7 323-1BH01-0AA0
	6ES7 323-1BL00-0AA0
	6ES7 331-7HF01-0AB0
	6ES7 331-7KB02-0AB0
	6ES7 331-7KF02-0AB0
	6ES7 331-7NF00-0AB0
	6ES7 331-7PF01-0AB0
	6ES7 331-7PF11-0AB0
	6ES7 332-5HD01-0AB0
	6ES7 332-5HB01-0AB0
	6ES7 332-7ND02-0AB0
	6ES7 332-8TF01-0AB0
	6ES7 334-0CE01-0AA0
	6ES7 334-0KE00-0AB0
	6ES7 335-7HG01-0AB0
	6ES7 336-4GE00-0AB0
	6ES7 338-4BC01-0AB0
	6ES7 350-1AH03-0AE0
	6ES7 350-2AH01-0AE0
	6ES7 351-1AH01-0AE0
	6ES7 352-1AH02-0AE0
	6ES7 353-1AH01-0AE0
	6ES7 354-1AH01-0AE0
	6ES7 355-0VH10-0AE0
	6ES7 355-1VH10-0AE0
	6ES7 357-4AH01-0AE0

Cable - FLK 14/EZ-DR/ 100/KONFEK - 2288914

Technical data

Supported controller

Controller	ALLEN-BRADLEY ControlLogix
- suitable I/O card	1756-IN16
	1756-IA8D
	1756-IA16
	1756-IB16
	1756-IC16
	1756-OB16E
	1756-IR6I
	1756-IT6I
	1756-OF4
	1756-OF6CI
	1756-OF8
	1756-PLS
Controller	HONEYWELL Experion PKS C200
- suitable I/O card	TC-IDX 081
	TC-IDA 161
	TC-IAH 061
	TC-IXR 061
	TC-IXL 061
	TC-OAH 061
	TC-OAV 061
	TC-OAV 081
Controller	Schneider Electric Modicon TSX QUANTUM
- suitable I/O card	DDI 353
	DDI 853
	DAI 453
	DDO 353

Environmental Product Compliance

China RoHS	Environmentally Friendly Use Period = 50
	For details about hazardous substances go to tab "Downloads", Category "Manufacturer's declaration"

Classifications

eCl@ss

eCl@ss 4.0	27060300
eCl@ss 4.1	27060300

Cable - FLK 14/EZ-DR/ 100/KONFEK - 2288914

Classifications

eCl@ss

eCl@ss 5.1	27242200
eCl@ss 6.0	27249200
eCl@ss 7.0	27249205
eCl@ss 8.0	27249205
eCl@ss 9.0	27242220

ETIM

ETIM 2.0	EC000237
ETIM 3.0	EC000237
ETIM 4.0	EC000237
ETIM 5.0	EC000237
ETIM 6.0	EC000237
ETIM 7.0	EC000237

UNSPSC

UNSPSC 6.01	26121620
UNSPSC 7.0901	26121620
UNSPSC 11	26121620
UNSPSC 12.01	26121620
UNSPSC 13.2	26121620

Approvals


Approvals

Approvals

UL Listed / cUL Listed / EAC / cULus Listed

Ex Approvals


Approval details

UL Listed		http://database.ul.com/cgi-bin/XYV/template/LISEXT/1FRAME/index.htm	FILE E 238705
Nominal voltage UN	125 V		


Cable - FLK 14/EZ-DR/ 100/KONFEK - 2288914

Approvals

Nominal current IN	1 A
--------------------	-----

cUL Listed		http://database.ul.com/cgi-bin/XYV/template/LISEXT/1FRAME/index.htm	FILE E 238705
Nominal voltage UN	125 V		
Nominal current IN	1 A		

EAC		RU C- DE.A*30.B00767
-----	---	-------------------------

cULus Listed	
--------------	---

Accessories

Accessories

Marker carrier cable

Cable marker carrier - KME - 0807083



Cable marker carrier, white, unlabeled, mounting type: Assembly with cable binders, cable diameter: > 5 mm, lettering field size: 20 mm x 8 mm