


Printed-circuit board connector - FK-MCP 1,5/ 5-ST-3,5 - 1939947

Please be informed that the data shown in this PDF Document is generated from our Online Catalog. Please find the complete data in the user's documentation. Our General Terms of Use for Downloads are valid (<http://phoenixcontact.com/download>)

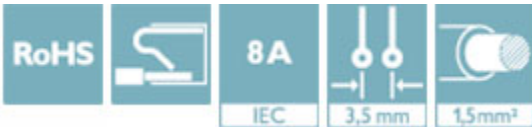
PCB connector, nominal current: 8 A, rated voltage (III/2): 160 V, Nominal cross section: 1.5 mm², number of positions: 5, pitch: 3.5 mm, connection method: Push-in spring connection, color: green, contact surface: Tin




The figure shows a 10-position version of the product

Your advantages

- ✓ Time saving push-in connection, tools not required
- ✓ Defined contact force ensures that contact remains stable over the long term
- ✓ Intuitive use through colour coded actuation lever
- ✓ Operation and conductor connection from one direction enable integration into front of device
- ✓ Quick and convenient testing using integrated test option



Key Commercial Data

Packing unit	1 pc
Minimum order quantity	50 pc
GTIN	 4 017918 877231
GTIN	4017918877231
Weight per Piece (excluding packing)	4.710 g
Custom tariff number	85366990
Country of origin	Germany

Technical data

Item properties

Brief article description	PCB connector
Plug-in system	MINI COMBICON
Type of contact	Female connector

Printed-circuit board connector - FK-MCP 1,5/ 5-ST-3,5 - 1939947

Technical data

Item properties

Range of articles	FK-MCP 1,5/...-ST
Pitch	3.5 mm
Number of positions	5
Connection method	Push-in spring connection
Locking	without
Number of levels	1
Number of connections	5
Number of potentials	5

Electrical parameters

Nom. voltage	160 V
--------------	-------

Connection capacity

Connection method	Push-in spring connection
pluggable	Yes
Conductor cross section solid	0.14 mm ² ... 1.5 mm ²
Conductor cross section flexible	0.14 mm ² ... 1.5 mm ²
Conductor cross section AWG / kcmil	26 ... 16
Conductor cross section flexible, with ferrule without plastic sleeve	0.25 mm ² ... 1.5 mm ²
Conductor cross section, flexible, with ferrule, with plastic sleeve	0.25 mm ² ... 0.5 mm ²
Cylindrical gauge a x b / diameter	2.4 mm x 1.5 mm / -
Stripping length	9 mm

Specifications for ferrules

Recommended crimping pliers	1212034 CRIMPFOX 6
Ferrules without insulating collar, according to DIN 46228-1	Cross section: 0.25 mm ² ; Length: 7 mm
	Cross section: 0.34 mm ² ; Length: 7 mm
	Cross section: 0.5 mm ² ; Length: 8 mm ... 10 mm
	Cross section: 0.75 mm ² ; Length: 8 mm ... 10 mm
	Cross section: 1 mm ² ; Length: 8 mm ... 10 mm
	Cross section: 1.5 mm ² ; Length: 10 mm
Recommended crimping pliers	1212034 CRIMPFOX 6
Ferrules with insulating collar, according to DIN 46228-4	Cross section: 0.14 mm ² ; Length: 8 mm
	Cross section: 0.25 mm ² ; Length: 8 mm
	Cross section: 0.34 mm ² ; Length: 8 mm
	Cross section: 0.5 mm ² ; Length: 8 mm ... 10 mm
	Cross section: 0.75 mm ² ; Length: 10 mm

Material data - contact

Printed-circuit board connector - FK-MCP 1,5/ 5-ST-3,5 - 1939947

Technical data

Material data - contact

Note	WEEE/RoHS-compliant, free of whiskers according to IEC 60068-2-82/ JEDEC JESD 201
Contact material	Cu alloy
Surface characteristics	hot-dip tin-plated
Metal surface terminal point (top layer)	Tin (4 - 8 µm Sn)
Metal surface contact area (top layer)	Tin (4 - 8 µm Sn)

Material data - housing

Insulating material	PA
Insulating material group	I
CTI according to IEC 60112	600
Flammability rating according to UL 94	V0
Glow wire flammability index GWFI according to EN 60695-2-12	850
Glow wire ignition temperature GWIT according to EN 60695-2-13	775
Temperature for the ball pressure test according to EN 60695-10-2	125 °C

Material data – actuating element

Insulating material	POM
CTI according to IEC 60112	600
Flammability rating according to UL 94	HB

Dimensions for the product

Length [l]	21 mm
Width [w]	18.4 mm
Height [h]	12.4 mm
Pitch	3.5 mm
Height (without solder pin)	12.4 mm
Dimension a	14 mm

Packaging information

Type of packaging	packed in cardboard
Pieces per package	50
Denomination packing units	Pcs.

Ambient conditions

Ambient temperature (storage/transport)	-40 °C ... 70 °C
Ambient temperature (assembly)	-5 °C ... 100 °C
Ambient temperature (operation)	-40 °C ... 100 °C (dependent on the derating curve)

Termination and connection method

Printed-circuit board connector - FK-MCP 1,5/ 5-ST-3,5 - 1939947

Technical data

Termination and connection method

Conductor connection test	The stripped-off ends of the largest conductor can be completely inserted in the opening of the terminal point without using excessive force.
Test result	Test passed
Test – repeated connection and release	IEC 60999-1:1999-11
	Test passed
Test for conductor damage and slackening	IEC 60999-1:1999-11
	Test passed

Pull-out test

Pull-out test	IEC 60999-1:1999-11
	Test passed
Conductor cross section / conductor type / tensile force	0.14 mm ² / solid / > 10 N
	0.14 mm ² / flexible / > 10 N
	1.5 mm ² / solid / > 40 N
	1.5 mm ² / flexible / > 40 N

Mechanical tests according to standard

Visual examination	Test passed IEC 60512-1-1:2002-02
Dimensional test	Test passed IEC 60512-1-2:2002-02
Resistance of marking	Test passed IEC 60068-2-70:1995-12
Result	Test passed
Specification	IEC 60512-13-2:2006-02
No. of cycles	25
Insertion strength per pos. approx.	7 N
Withdraw strength per pos. approx.	5 N
Polarization and coding	Test passed IEC 60512-13-5:2006-02
Result	Test passed
Specification	IEC 60512-15-1:2008-05
Test force per pos.	26 N

Air clearances and creepage distances

Clearances and creepage distances	IEC 60664-1:2007-04
Specification	IEC 60664-1:2007-04
Rated insulation voltage (III/3)	160 V
Rated insulation voltage (III/2)	160 V
Rated insulation voltage (II/2)	320 V
Rated surge voltage (III/3)	2.5 kV
Rated surge voltage (III/2)	2.5 kV
Rated surge voltage (II/2)	2.5 kV

Printed-circuit board connector - FK-MCP 1,5/ 5-ST-3,5 - 1939947

Technical data

Air clearances and creepage distances

Minimum clearance - inhomogeneous field (III/3)	1.5 mm
Minimum clearance - inhomogeneous field (III/2)	1.5 mm
Minimum clearance - inhomogeneous field (II/2)	1.5 mm
Minimum creepage distance value (III/3)	2 mm
Minimum creepage distance value (III/2)	1.5 mm
Minimum creepage distance value (II/2)	1.6 mm

Electrical tests - Function

Specification	IEC 60999-1:1999-11
---------------	---------------------

Temperature cycles

Specification	IEC 60999-1:1999-11
Test current (minimum cross section)	4 A DC
Test current (maximum cross section)	8 A DC
Temperature cycles	192

Current carrying capacity / derating curves

Mechanical tests (A)

Insertion strength per pos. approx.	7 N
Withdraw strength per pos. approx.	5 N
Polarization when inserted requirement >20 N	Test passed
Contact holder in insert requirements >20 N	Test passed

Durability tests (B)

Specification	IEC 60512-5:1992-08
Contact resistance R ₁	2 mΩ
Insertion/withdrawal cycles	25
Contact resistance R ₂	2.2 mΩ
Impulse withstand voltage at sea level	2.95 kV
Power-frequency withstand voltage	1.39 kV
Insulation resistance, neighboring positions	> 7 TΩ

Climatic tests (D)

Specification	ISO 6988:1985-02
Cold stress	-40 °C/2 h
Thermal stress	100 °C/168 h
Corrosive stress	0.2 dm ³ SO ₂ on 300 dm ³ /40 °C/1 cycle
Impulse withstand voltage at sea level	2.95 kV
Power-frequency withstand voltage	1.39 kV

Printed-circuit board connector - FK-MCP 1,5/ 5-ST-3,5 - 1939947

Technical data

Environmental and durability tests (E)

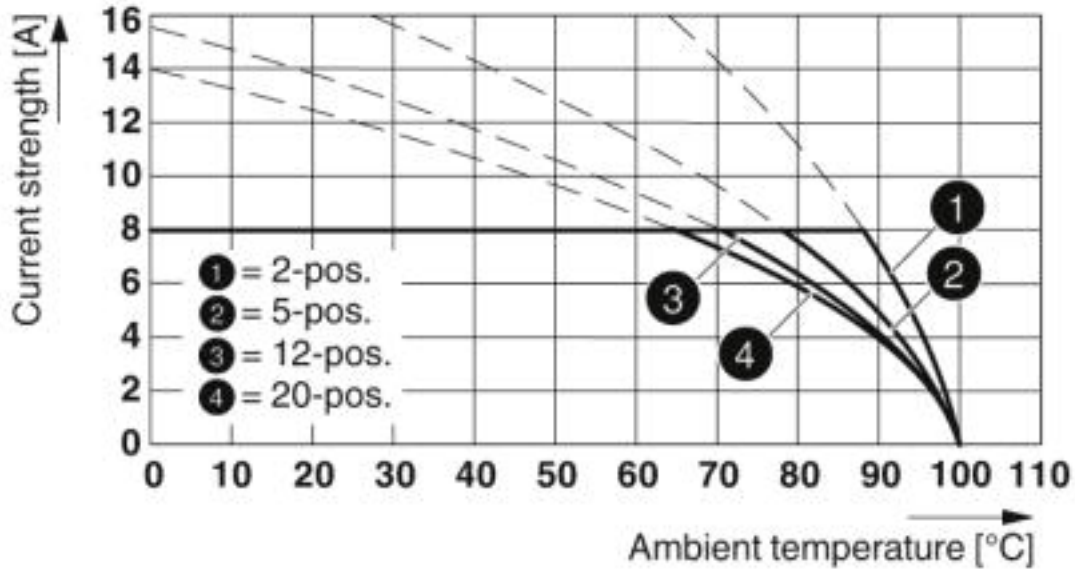
Specification	IEC 61984:2008-10
Result, degree of protection, IP code	Finger safety with IP20 test finger

Environmental Product Compliance

China RoHS	Environmentally friendly use period: unlimited = EFUP-e
	No hazardous substances above threshold values

Drawings

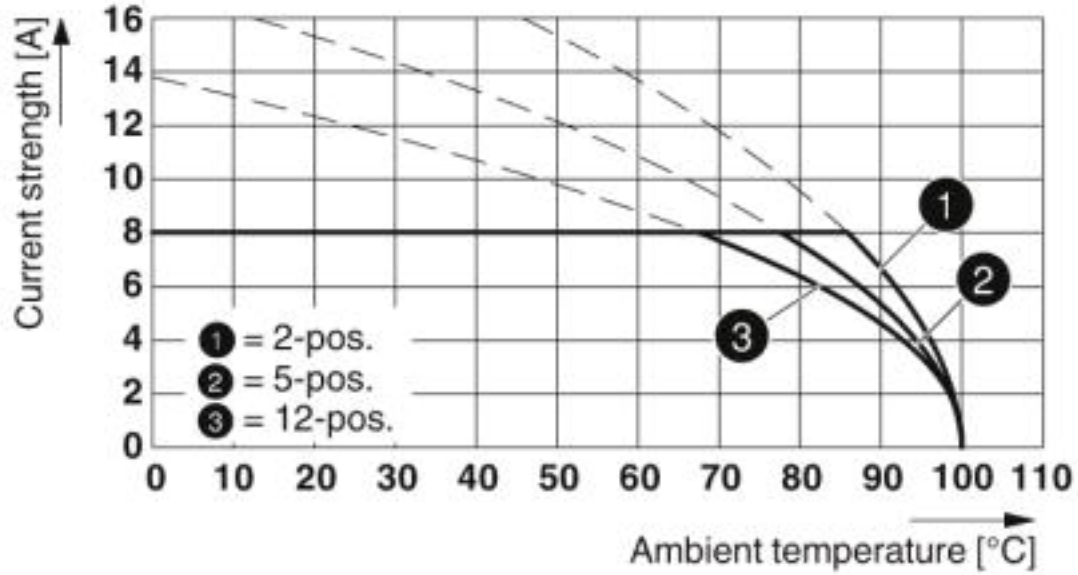
Diagram



Type: FK-MCP 1,5/...-ST-3,5 with MC 1,5/...-G-3,5

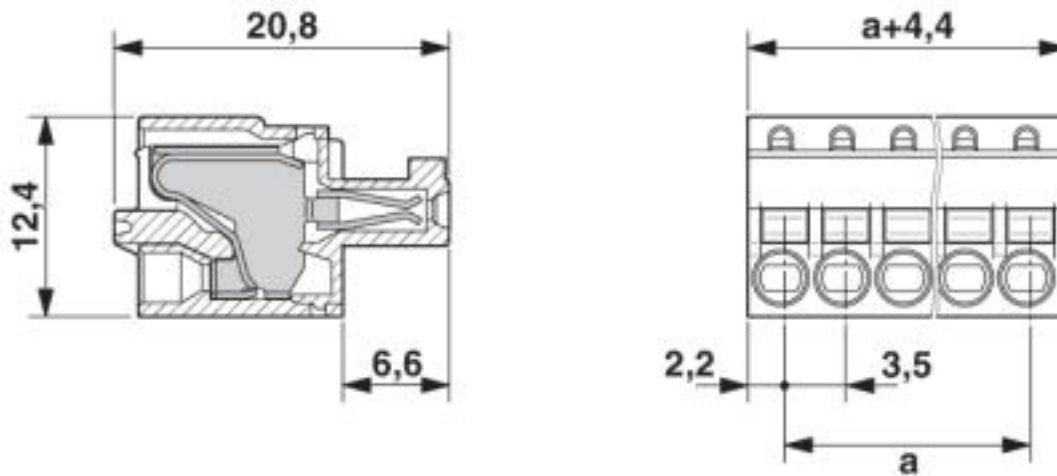
Printed-circuit board connector - FK-MCP 1,5/ 5-ST-3,5 - 1939947

Diagram



Type: FK-MCP 1,5/...-ST-3,5 with MC 1,5/...-G-3,5 P..THR

Dimensional drawing



Classifications

eCl@ss

eCl@ss 4.0	27260700
eCl@ss 4.1	27260700
eCl@ss 5.0	27260700

Printed-circuit board connector - FK-MCP 1,5/ 5-ST-3,5 - 1939947

Classifications

eCl@ss

eCl@ss 5.1	27260700
eCl@ss 6.0	27260700
eCl@ss 7.0	27440309
eCl@ss 8.0	27440309
eCl@ss 9.0	27440309

ETIM

ETIM 3.0	EC001121
ETIM 4.0	EC002638
ETIM 5.0	EC002638
ETIM 6.0	EC002638
ETIM 7.0	EC002638

UNSPSC

UNSPSC 6.01	30211810
UNSPSC 7.0901	39121409
UNSPSC 11	39121409
UNSPSC 12.01	39121409
UNSPSC 13.2	39121409
UNSPSC 18.0	39121409
UNSPSC 19.0	39121409
UNSPSC 20.0	39121409
UNSPSC 21.0	39121409

Approvals

Approvals

Approvals

IECEE CB Scheme / VDE Gutachten mit Fertigungsüberwachung / EAC / cULus Recognized

Ex Approvals

Approval details

Printed-circuit board connector - FK-MCP 1,5/ 5-ST-3,5 - 1939947

Approvals

IECEE CB Scheme		http://www.iecee.org/	DE1-60987-B1B2
Nominal voltage UN	160 V		
Nominal current IN	8 A		
mm ² /AWG/kcmil	0.2-1.5		

VDE Gutachten mit Fertigungsüberwachung		http://www2.vde.com/de/Institut/Online-Service/VDE-gepruefteProdukte/Seiten/Online-Suche.aspx	40011723
Nominal voltage UN	160 V		
Nominal current IN	8 A		
mm ² /AWG/kcmil	0.2-1.5		

EAC			B.01742
-----	--	--	---------

cULus Recognized		http://database.ul.com/cgi-bin/XYV/template/LISEXT/1FRAME/index.htm	E60425-19920306
Nominal voltage UN	300 V		
Nominal current IN	8 A		
mm ² /AWG/kcmil	28-16		

Accessories

Accessories

Crimping tool

Crimping pliers - CRIMPFOX 6 - 1212034



Crimping pliers, for ferrules without insulating collar according to DIN 46228 Part 1 and ferrules with insulating collar according to DIN 46228 Part 4, 0.25 mm² ... 6.0 mm², lateral entry, trapezoidal crimp

Printed-circuit board connector - FK-MCP 1,5/ 5-ST-3,5 - 1939947

Accessories

Labeled terminal marker

Marker card - SK 3,5/2,8:FORTL.ZAHLEN - 0804073



Marker card, Card, white, labeled, Horizontal: consecutive numbers 1 ... 10, 11 ... 20, etc. up to 91 ... 99, mounting type: adhesive, for terminal block width: 3.5 mm, lettering field size: 3.5 x 2.8 mm

Screwdriver tools

Screwdriver - SZS 0,4X2,5 VDE - 1205037



Screwdriver, slot-headed, VDE insulated, size: 0.4 x 2.5 x 80 mm, 2-component grip, with non-slip grip

Terminal marking

Marker card - SK U/2,8 WH:UNBEDRUCKT - 0803883



Marker card, Sheet, white, unlabeled, can be labeled with: PLOTMARK, CMS-P1-PLOTTER, Office printing systems, mounting type: adhesive, for terminal block width: 210 mm, lettering field size: 186 x 2.8 mm, Number of individual labels: 3600

Test plug terminal block

Test plugs - MPS-MT 1-S - 1944372



Test plug, consisting of 1.0 mm Ø test pin and 2.0 mm Ø socket

Additional products

Printed-circuit board connector - FK-MCP 1,5/ 5-ST-3,5 - 1939947

Accessories

Printed-circuit board connector - MCV 1,5/ 5-G-3,5 P20 THRR56 - 1780943

PCB headers, nominal current: 8 A, rated voltage (III/2): 160 V, Nominal cross section: 1.5 mm², number of positions: 5, pitch: 3.5 mm, color: black, contact surface: Tin, mounting: THR soldering, Pin layout: Linear pinning, solder pin [P]: 2 mm, User information and design recommendations for through hole reflow technology can be found under "Downloads"



Printed-circuit board connector - MC 1,5/ 5-G-3,5 P26 THR - 1788563

PCB headers, nominal current: 8 A, rated voltage (III/2): 160 V, Nominal cross section: 1.5 mm², number of positions: 5, pitch: 3.5 mm, color: black, contact surface: Tin, mounting: THR soldering, Pin layout: Linear pinning, solder pin [P]: 2.6 mm



Printed-circuit board connector - MC 1,5/ 5-G-3,5 P26 THRR56 - 1788576

PCB headers, nominal current: 8 A, rated voltage (III/2): 160 V, Nominal cross section: 1.5 mm², number of positions: 5, pitch: 3.5 mm, color: black, contact surface: Tin, mounting: THR soldering, Pin layout: Linear pinning, solder pin [P]: 2.6 mm



Printed-circuit board connector - MC 1,5/ 5-G-3,5 P14 THR - 1789009

PCB headers, nominal current: 8 A, rated voltage (III/2): 160 V, Nominal cross section: 1.5 mm², number of positions: 5, pitch: 3.5 mm, color: black, contact surface: Tin, mounting: THR soldering, Pin layout: Linear pinning, solder pin [P]: 1.4 mm



Printed-circuit board connector - MCV 1,5/ 5-G-3,5 - 1843635

PCB headers, nominal current: 8 A, rated voltage (III/2): 160 V, Nominal cross section: 1.5 mm², number of positions: 5, pitch: 3.5 mm, color: green, contact surface: Tin, mounting: Wave soldering, Pin layout: Linear pinning, solder pin [P]: 3.4 mm



Printed-circuit board connector - FK-MCP 1,5/ 5-ST-3,5 - 1939947

Accessories

Feed-through header - MC 1,5/ 5-G-3,5 - 1844249

PCB headers, nominal current: 8 A, rated voltage (III/2): 160 V, Nominal cross section: 1.5 mm², number of positions: 5, pitch: 3.5 mm, color: green, contact surface: Tin, mounting: Wave soldering, Pin layout: Linear pinning, solder pin [P]: 3.4 mm



Feed-through header - EMC 1,5/ 5-G-3,5 - 1897128

PCB headers, nominal current: 8 A, rated voltage (III/2): 160 V, Nominal cross section: 1.5 mm², number of positions: 5, pitch: 3.5 mm, color: green, contact surface: Tin, mounting: Press-in technology, Pin layout: Linear pinning, solder pin [P]: 3.5 mm



Feed-through header - EMCV 1,5/ 5-G-3,5 - 1911046

PCB headers, nominal current: 8 A, rated voltage (III/2): 160 V, Nominal cross section: 1.5 mm², number of positions: 5, pitch: 3.5 mm, color: green, contact surface: Tin, mounting: Press-in technology, Pin layout: Linear pinning, solder pin [P]: 3.8 mm



Feed-through header - MCO 1,5/ 5-G1R-3,5 KMGY - 2278351

PCB headers, number of positions: 5, pitch: 3.5 mm, color: light gray, contact surface: Tin, Pin layout: Linear pinning, solder pin [P]: 2 mm, Article with lateral pin exit



Feed-through header - MCO 1,5/ 5-G1L-3,5 KMGY - 2278380

PCB headers, number of positions: 5, pitch: 3.5 mm, color: light gray, contact surface: Tin, Pin layout: Linear pinning, solder pin [P]: 2 mm, Article with lateral pin exit



