

Printed-circuit board connector - PC 35 HC/ 3-STF-15,00 - 1762602

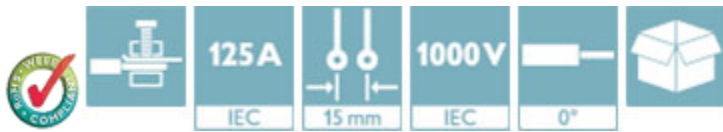
Please be informed that the data shown in this PDF Document is generated from our Online Catalog. Please find the complete data in the user's documentation. Our General Terms of Use for Downloads are valid (<http://phoenixcontact.com/download>)

Plug component, Nominal current: 125 A, Rated voltage (III/2): 1000 V, Number of positions: 3, Pitch: 15 mm, Connection method: Screw connection with tension sleeve, Color: green, Contact surface: Silver



Product Features

- Low insertion and withdrawal forces for user-friendly device connection
- High-capacity plugs with a current carrying capacity of up to 125 A and a connection capacity of 35 mm², solid
- Unlimited 600 V UL approval
- Standard with screw flange for reliable connection even in applications subject to vibration
- Maximum contact reliability due to integrated double steel spring



Key Commercial Data

Packing unit	1 pc
Minimum order quantity	25 pc
Weight per Piece (excluding packing)	104.0 g
Custom tariff number	85366990
Country of origin	Poland

Technical data

Dimensions

Length	50.3 mm
Height	40 mm
Pitch	15.00 mm
Dimension a	30 mm

General

Range of articles	PC 35 HC/..-STF
Insulating material group	I

Printed-circuit board connector - PC 35 HC/ 3-STF-15,00 - 1762602

Technical data

General

Rated surge voltage (III/3)	8 kV
Rated surge voltage (III/2)	8 kV
Rated surge voltage (II/2)	8 kV
Rated voltage (III/3)	1000 V
Rated voltage (III/2)	1000 V
Rated voltage (II/2)	1000 V
Connection in acc. with standard	EN-VDE
Nominal current I _N	125 A
Nominal cross section	35 mm ²
Maximum load current	125 A
Insulating material	PA
Flammability rating according to UL 94	V0
Stripping length	20 mm
Number of positions	3
Screw thread	M5
Tightening torque, min	2.5 Nm
Tightening torque max	4.5 Nm
Note	Tightening torque ≤ 25 mm ² is 2.5 Nm, > 25 mm ² is 4.5 Nm

Connection data

Conductor cross section solid min.	0.5 mm ²
Conductor cross section solid max.	35 mm ²
Conductor cross section flexible min.	0.5 mm ²
Conductor cross section flexible max.	35 mm ²
Conductor cross section flexible, with ferrule without plastic sleeve min.	1 mm ²
Conductor cross section flexible, with ferrule without plastic sleeve max.	35 mm ²
Conductor cross section flexible, with ferrule with plastic sleeve min.	1.5 mm ²
Conductor cross section flexible, with ferrule with plastic sleeve max.	35 mm ²
Conductor cross section AWG min.	20
Conductor cross section AWG max.	2
2 conductors with same cross section, solid min.	0.5 mm ²
2 conductors with same cross section, solid max.	6 mm ²
2 conductors with same cross section, stranded min.	0.5 mm ²
2 conductors with same cross section, stranded max.	6 mm ²
2 conductors with same cross section, stranded, ferrules without plastic sleeve, min.	0.5 mm ²
2 conductors with same cross section, stranded, ferrules without plastic sleeve, max.	4 mm ²

Printed-circuit board connector - PC 35 HC/ 3-STF-15,00 - 1762602

Technical data

Connection data

2 conductors with same cross section, stranded, TWIN ferrules with plastic sleeve, min.	0.5 mm ²
2 conductors with same cross section, stranded, TWIN ferrules with plastic sleeve, max.	6 mm ²
Minimum AWG according to UL/CUL	16
Maximum AWG according to UL/CUL	2

Standards and Regulations

Connection in acc. with standard	EN-VDE
	CUL
Flammability rating according to UL 94	V0

Classifications

eCl@ss

eCl@ss 4.0	272607xx
eCl@ss 4.1	27260701
eCl@ss 5.0	27260701
eCl@ss 5.1	27260701
eCl@ss 6.0	27260704
eCl@ss 7.0	27440402
eCl@ss 8.0	27440309
eCl@ss 9.0	27440309

ETIM

ETIM 3.0	EC001121
ETIM 4.0	EC002638
ETIM 5.0	EC002638

UNSPSC

UNSPSC 6.01	30211810
UNSPSC 7.0901	39121409
UNSPSC 11	39121409
UNSPSC 12.01	39121409
UNSPSC 13.2	39121409

Approvals

Approvals

Printed-circuit board connector - PC 35 HC/ 3-STF-15,00 - 1762602

Approvals


Approvals


UL Recognized / cUL Recognized / VDE Gutachten mit Fertigungsüberwachung / CCA / IEC60335 CB Scheme / EAC / EAC / cULus Recognized


Ex Approvals

Approvals submitted

Approval details

UL Recognized 		
	B	C
mm ² /AWG/kcmil	16-2	16-2
Nominal current I _N	115 A	115 A
Nominal voltage U _N	600 V	600 V

cUL Recognized 		
	B	C
mm ² /AWG/kcmil	16-2	16-2
Nominal current I _N	105 A	105 A
Nominal voltage U _N	600 V	600 V

VDE Gutachten mit Fertigungsüberwachung 	
mm ² /AWG/kcmil	0.5-35
Nominal current I _N	125 A
Nominal voltage U _N	1000 V

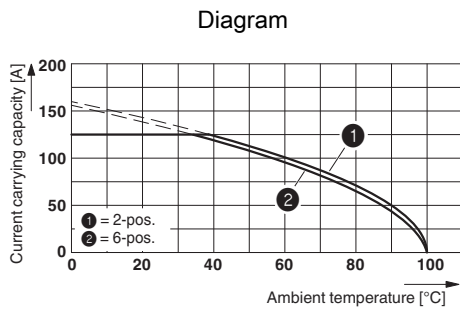
CCA

Printed-circuit board connector - PC 35 HC/ 3-STF-15,00 - 1762602

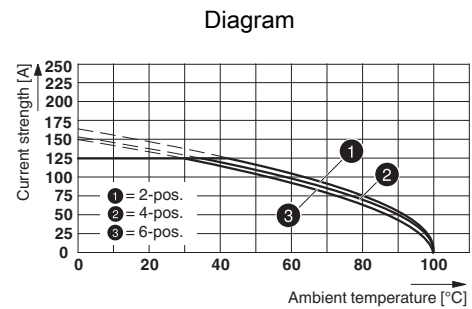
Approvals

IECEE CB Scheme	
Nominal current I _N	125 A
Nominal voltage U _N	1000 V
EAC	
EAC	
cULus Recognized	

Drawings



Type: PC 35 HC/...-STF-15,00 with PC 35 HC/...-GF-15,00



PC 35 HC/...-STF-15,0 with IPC 35 HC/...-STGF-15,0
 Derating curve, representation based on DIN EN 60512-5-2:2003-01
 Connected conductor cross section = 35 mm²
 Reduction factor = 0.8
 Number of positions: see diagram

Printed-circuit board connector - PC 35 HC/ 3-STF-15,00 - 1762602

Dimensional drawing

