

Y distributor - SAC-5P-M12Y/2XM12FS VP - 1683468


Please be informed that the data shown in this PDF Document is generated from our Online Catalog. Please find the complete data in the user's documentation. Our General Terms of Use for Downloads are valid (<http://phoenixcontact.com/download>)



Y distributor, 5-position, Plug straight M12, A-coded, on Socket straight M12, A-coded and Socket straight M12, A-coded, Parallel distributor



Key Commercial Data

| | |
|--------------------------------------|---|
| Packing unit | 1 pc |
| Minimum order quantity | 5 pc |
| GTIN |  4 017918 166915 |
| Weight per Piece (excluding packing) | 28.73 g |
| Custom tariff number | 85366990 |
| Country of origin | Poland |

Technical data

Dimensions

| | |
|-----------------|-------|
| Center distance | 18 mm |
|-----------------|-------|

Ambient conditions

| | |
|---------------------------------|----------------------------------|
| Ambient temperature (operation) | -25 °C ... 90 °C (Plug / socket) |
| Degree of protection | IP65 |
| | IP67 |

General

| | |
|-----------------------|--|
| Note | with center distance of 18 mm, suitable for molded connectors and unshielded connectors that can be assembled with QUICKON IDC terminal block connection technology and a connection range of 0.14 mm ² to 0.34 mm ² |
| Rated current at 40°C | 4 A |
| Rated voltage | 60 V |

Y distributor - SAC-5P-M12Y/2XM12FS VP - 1683468

Technical data

General

| | |
|-----------------------------|-------------------------------|
| Number of positions | 5 |
| Insulation resistance | ≥ 100 MΩ |
| Coding | A - standard |
| Standards/regulations | M12 connector IEC 61076-2-101 |
| Status display | No |
| Overvoltage category | II |
| Degree of pollution | 3 |
| Insertion/withdrawal cycles | ≥ 100 |
| Torque | 0.4 Nm (M12 connector) |

Material

| | |
|--|---|
| Flammability rating according to UL 94 | HB |
| Contact material | CuZn |
| Contact surface material | Ni/Au |
| Contact carrier material | TPU GF |
| Material of grip body | TPU, hardly inflammable, self-extinguishing |
| Material, knurls | Zinc die-cast, nickel-plated |
| Sealing material | NBR |

Cable

Standards and Regulations

| | |
|--|-----------------|
| Standard designation | M12 connector |
| Standards/regulations | IEC 61076-2-101 |
| Flammability rating according to UL 94 | HB |

Classifications

eCl@ss

| | |
|------------|----------|
| eCl@ss 4.0 | 27060306 |
| eCl@ss 4.1 | 27060306 |
| eCl@ss 5.0 | 27061801 |
| eCl@ss 5.1 | 27061801 |
| eCl@ss 6.0 | 27061801 |
| eCl@ss 7.0 | 27061801 |
| eCl@ss 8.0 | 27440104 |
| eCl@ss 9.0 | 27440106 |

Y distributor - SAC-5P-M12Y/2XM12FS VP - 1683468

Classifications

ETIM

| | |
|----------|----------|
| ETIM 2.0 | EC000830 |
| ETIM 3.0 | EC001856 |
| ETIM 4.0 | EC002585 |
| ETIM 5.0 | EC002062 |

UNSPSC

| | |
|---------------|----------|
| UNSPSC 6.01 | 31251501 |
| UNSPSC 7.0901 | 31251501 |
| UNSPSC 11 | 31251501 |
| UNSPSC 12.01 | 31251501 |
| UNSPSC 13.2 | 31251501 |

Approvals

Approvals

Approvals

EAC

Ex Approvals

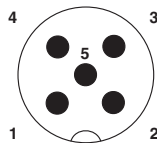
Approvals submitted

Approval details

| |
|-----|
| EAC |
|-----|

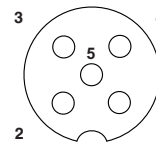
Drawings

Schematic diagram



Pin assignment M12 male connector, 5-pos., A-coded, male side

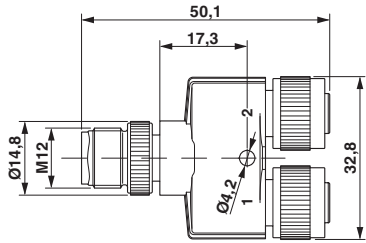
Schematic diagram



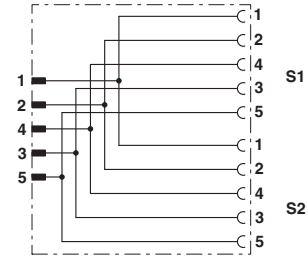
Pin assignment M12 socket, 5-pos., A-coded, socket side view

Y distributor - SAC-5P-M12Y/2XM12FS VP - 1683468

Dimensional drawing



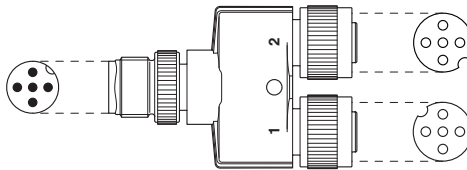
Circuit diagram



M12 Y distributor

Contact assignment of the M12 Y distributor

Schematic diagram



Layout of connector pin assignments