

Contact insert module - HC-M-05-PT-F - 1417373

Please be informed that the data shown in this PDF Document is generated from our Online Catalog. Please find the complete data in the user's documentation. Our General Terms of Use for Downloads are valid (<http://phoenixcontact.com/download>)



Contact insert module, Number of positions: 5, Socket, Push-in connection, 400 V, 16 A, 0.14 mm² ... 2.5 mm², Application: Power



Key Commercial Data

Packing unit	1 STK
Minimum order quantity	5 STK
GTIN	 4 055626 112558
GTIN	4055626112558
Weight per Piece (excluding packing)	16.000 g
Custom tariff number	85366990
Country of origin	Poland

Technical data

Dimensions

Height	34 mm
Width	34.2 mm
Length	14.6 mm

Electrical characteristics

Note	For HEAVYCON housing type B6 to B48, HC-M-MHR... hinged retaining frame required
Rated voltage (III/3)	400 V
Rated current	16 A
Rated surge voltage	6 kV
Connection profile	5

Contact insert module - HC-M-05-PT-F - 1417373

Technical data

Ambient conditions

Ambient temperature (operation)	-40 °C ... 125 °C
---------------------------------	-------------------

Mechanical characteristics

Conductor cross section	0.14 mm ² ... 2.5 mm ² (with ferrule)
Connection cross section AWG	26 ... 14 (with ferrule)
Stripping length of the individual wire	8 mm ±1 mm
Insertion/withdrawal cycles	≥ 500
Minimum housing height	52 mm

General

Series	HC-M-05
Color	light gray
Number of module slots	1
Connection method	Push-in connection
Flammability rating according to UL 94	V0
Degree of pollution	3
Overvoltage category	III
Assembly instructions	Housing height ≥ 52 mm. Plug-in connections may only be operated only when there is no load/voltage.

Material data

Contact material	Copper alloy
Contact surface material	Ag
Contact carrier material	PC

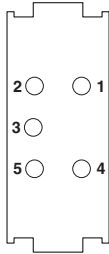
Standards and Regulations

Flammability rating according to UL 94	V0
--	----

Drawings

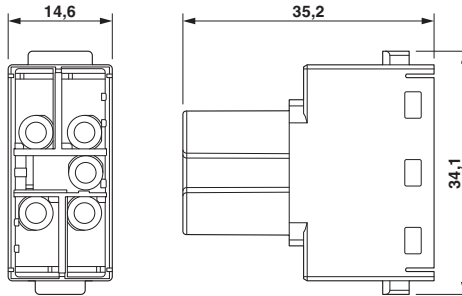
Contact insert module - HC-M-05-PT-F - 1417373

Schematic diagram

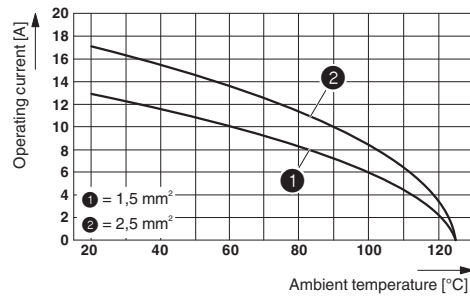


Connector pin assignment, connection side

Dimensional drawing



Diagram



Derating diagram (6 modules in HC-B 24 housing)

Approvals

Approvals

Approvals

EAC / CSA / UL Recognized


Ex Approvals


Approval details

EAC		7500651.22.01.00246
-----	--	---------------------

Contact insert module - HC-M-05-PT-F - 1417373

Approvals

CSA		http://www.csagroup.org/services/testing-and-certification/certified-product-listing/	13631
mm ² /AWG/kcmil		14	
Nominal current I _N		15 A	
Nominal voltage U _N		600 V	

UL Recognized		http://database.ul.com/cgi-bin/XYV/template/LISEXT/1FRAME/index.htm	E118976
mm ² /AWG/kcmil		14	
Nominal current I _N		19 A	
Nominal voltage U _N		600 V	