

## Thermal device circuit breaker - TCP 2A - 0712217

Please be informed that the data shown in this PDF Document is generated from our Online Catalog. Please find the complete data in the user's documentation. Our General Terms of Use for Downloads are valid (<http://phoenixcontact.com/download>)



Thermal miniature circuit breaker, pluggable in screw-type fuse terminal block UK 6-FSI/C and spring-cage fuse terminal block ST 4-FSI/C

### Product Features

- A version with screw or spring-cage connection is used as a basic terminal block
- The reclosable thermal circuit breaker is available in ten nominal current levels ranging from 0.1 to 10 A
- Compact design
- The integrated switching function enables immediate reclosure and therefore ensures the availability of the system



### Key Commercial Data

Packing unit	1 pc
Weight per Piece (excluding packing)	11.28 g
Custom tariff number	85362010
Country of origin	Indonesia

### Technical data

#### General

Installation instructions	When mounted in rows, the nominal device current can be limited to just 80% or must be oversized accordingly.
Mounting type	On base element
Color	black
Number of positions	1
Overvoltage category	II
Insulating material	PPS
Flammability rating according to UL 94	V0

#### Electrical data

Fuse	Slow-blow
------	-----------

# Thermal device circuit breaker - TCP 2A - 0712217

## Technical data

### Electrical data

Fuse type	Automatic device
Rated surge voltage	2.5 kV
Rated voltage	250 V AC
	65 V DC
	250 V (AC according to UL 1077)
	72 V (DC according to UL 1077)
Rated current $I_N$	2 A
Insulation resistance $R_{iso}$	> 100 M $\Omega$ (500 V DC)
Rated short-circuit switching capacity $I_{cn}$	12 A (250 V AC / 65 V DC)
	20 A (30 V DC)
Short-circuit switching capacity $I_k$	2000 A 250 V AC / UL 1077
	2000 A 72 V DC / UL 1077
Dielectric strength	3000 V AC (Actuation area)
	1500 V AC (Installation area)
Switching cycles, max.	6000 (At 1 x $I_n$ , low-induction)
	3000 (At 1 x $I_n$ , inductive)
	500 (At 2 x $I_n$ , inductive)
Degree of pollution	2
Overvoltage category	II
Insulating material group	IIIb

### Dimensions

Height	24.4 mm
Width	8.2 mm
Depth	44.5 mm
Height NS 35/7,5	55 mm

### Ambient conditions

Degree of protection	IP40 (Actuation area)
Ambient temperature (operation)	-20 °C ... 60 °C

### Standards and Regulations

Standards/specifications	EN 60934
--------------------------	----------

### Classifications

eCl@ss

eCl@ss 4.0	27141116
------------	----------

# Thermal device circuit breaker - TCP 2A - 0712217

## Classifications

### eCl@ss

eCl@ss 4.1	27141116
eCl@ss 5.0	27141116
eCl@ss 5.1	27141116
eCl@ss 6.0	27141116
eCl@ss 7.0	27141116
eCl@ss 8.0	27141116

### ETIM

ETIM 2.0	EC000899
ETIM 3.0	EC000899
ETIM 4.0	EC000899
ETIM 5.0	EC000899

### UNSPSC

UNSPSC 6.01	30211812
UNSPSC 7.0901	39121411
UNSPSC 11	39121411
UNSPSC 12.01	39121411
UNSPSC 13.2	39121411

## Approvals

### Approvals

---

#### Approvals

CSA / UL Recognized / VDE Zeichengenehmigung / cUL Recognized / EAC / EAC / cULus Recognized

---

#### Ex Approvals

---


#### Approvals submitted


---


### Approval details

# Thermal device circuit breaker - TCP 2A - 0712217

## Approvals

CSA 	
Nominal current I <sub>N</sub>	2 A
Nominal voltage U <sub>N</sub>	250 V


UL Recognized 

VDE Zeichengenehmigung 

cUL Recognized 

EAC

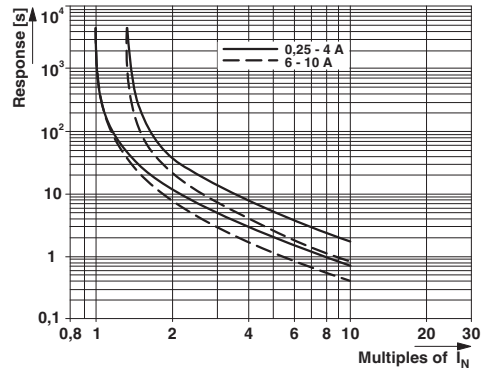
EAC

cULus Recognized 

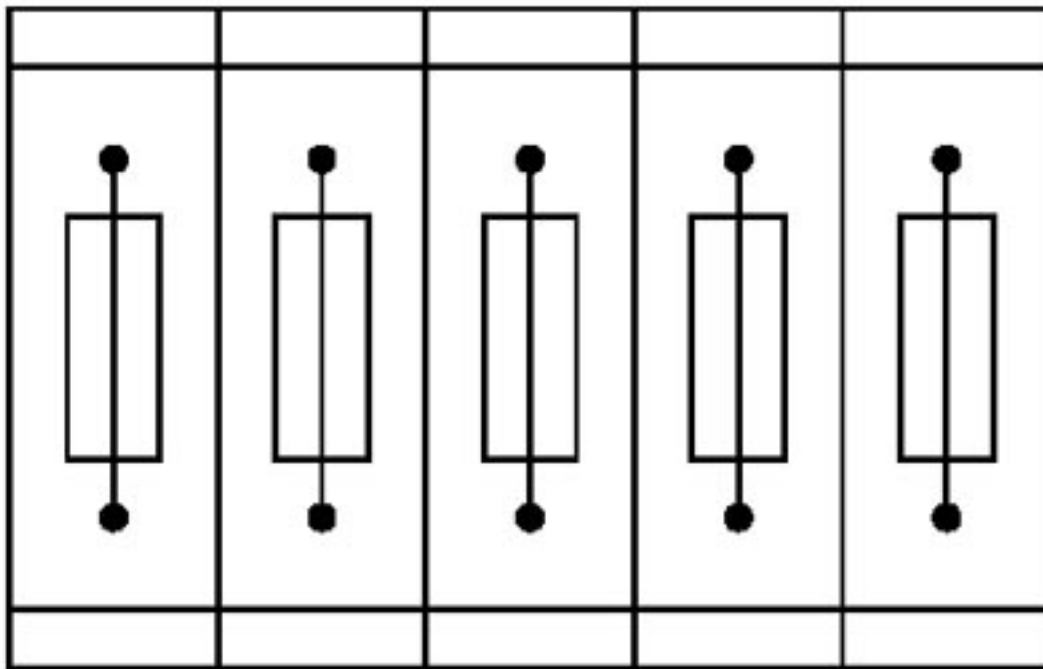
## Drawings

# Thermal device circuit breaker - TCP 2A - 0712217

Diagram



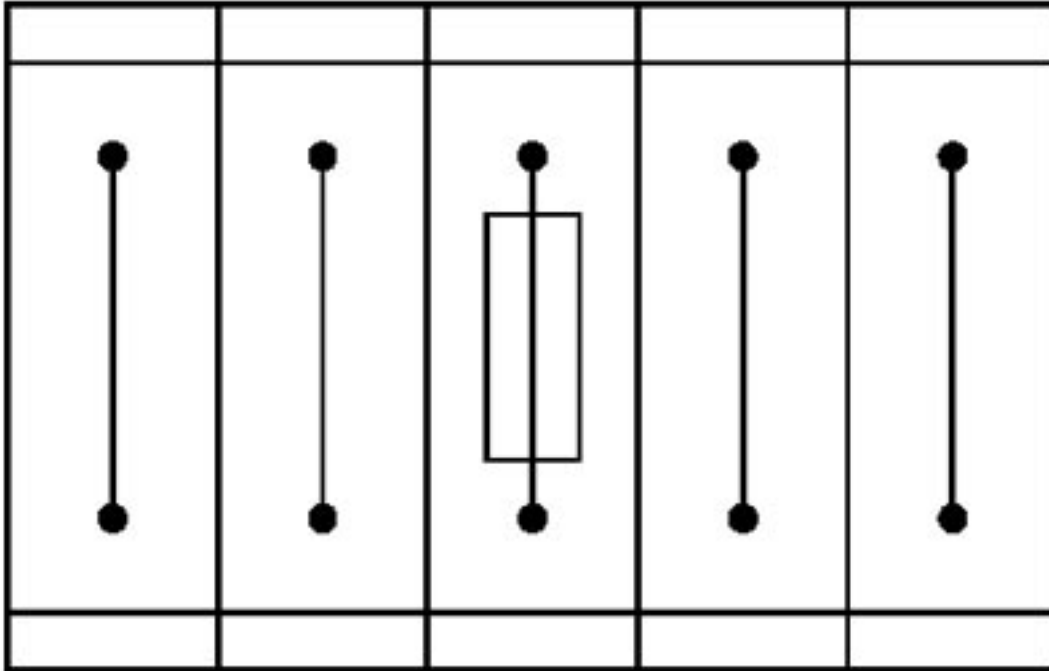
Application drawing



Fuse terminal blocks in interconnected arrangement, block consisting of 5 fuse terminal blocks

# Thermal device circuit breaker - TCP 2A - 0712217

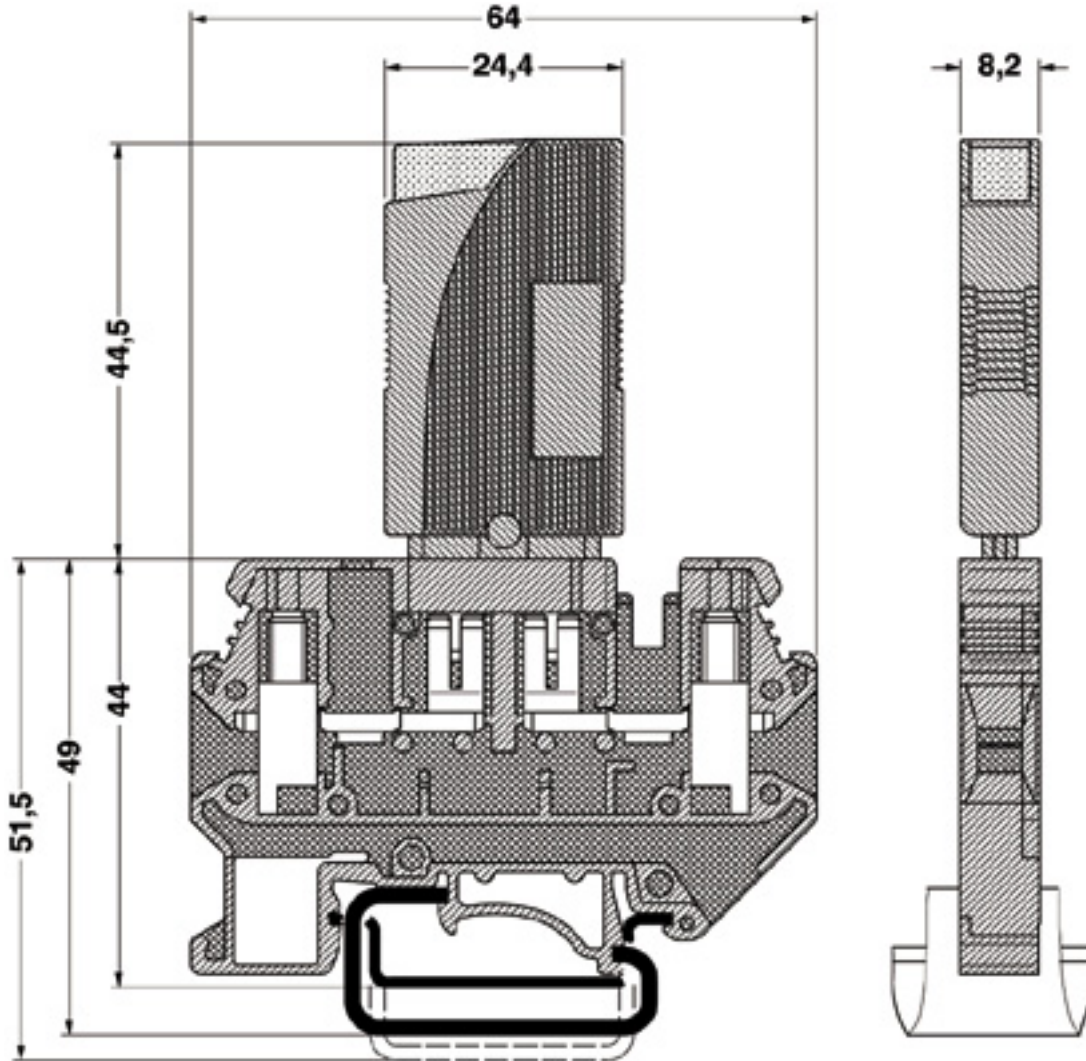
Application drawing



Fuse terminal block in single arrangement,  
block consisting of one fuse terminal block and 4 feed-through terminal blocks

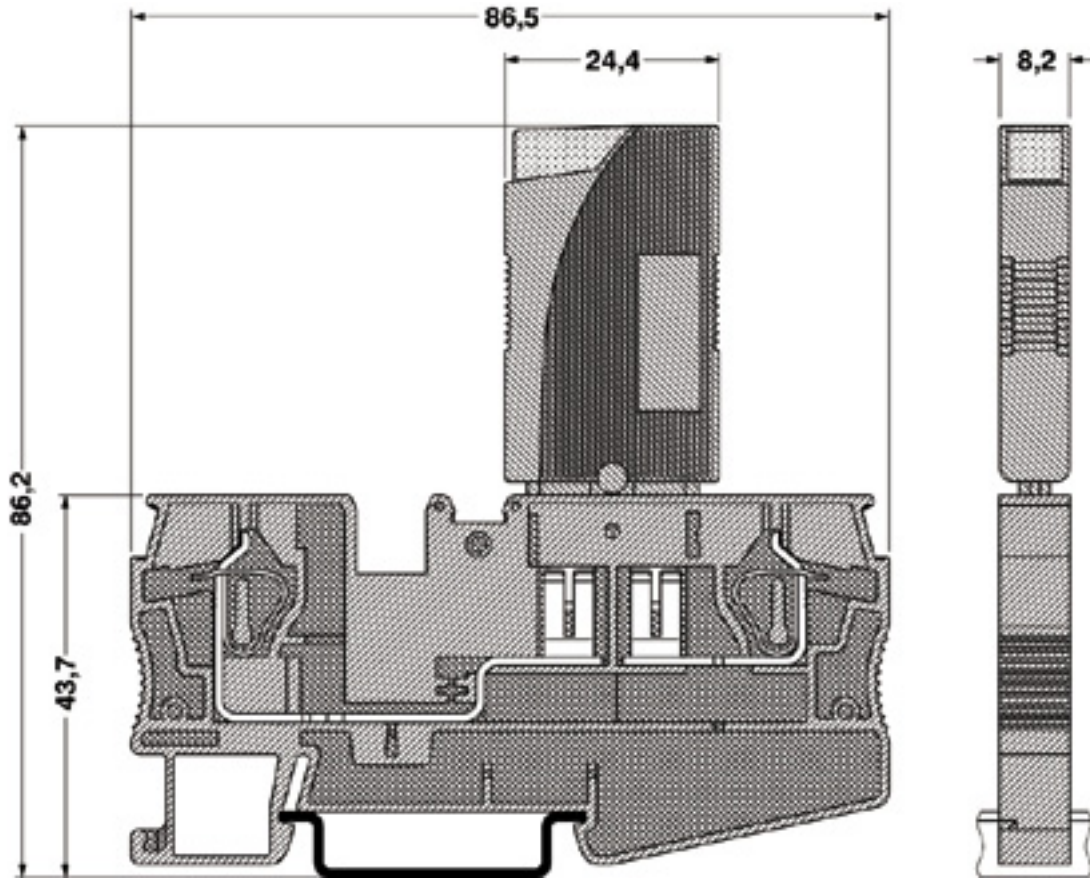
# Thermal device circuit breaker - TCP 2A - 0712217

Dimensional drawing



# Thermal device circuit breaker - TCP 2A - 0712217

Dimensional drawing





# Thermal device circuit breaker - TCP 2A - 0712217

Application drawing

