

6

5

4

3




2

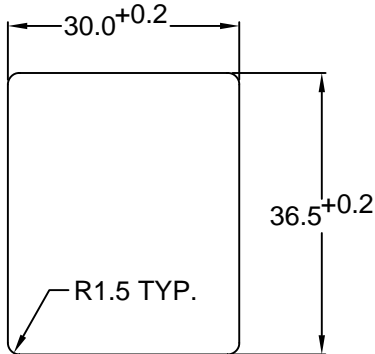
1

MATERIAL AND FINISH:

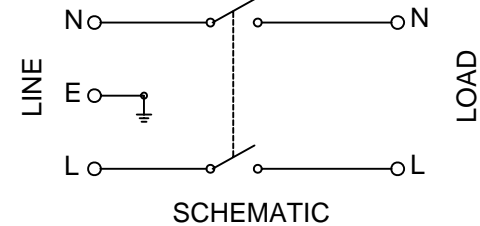
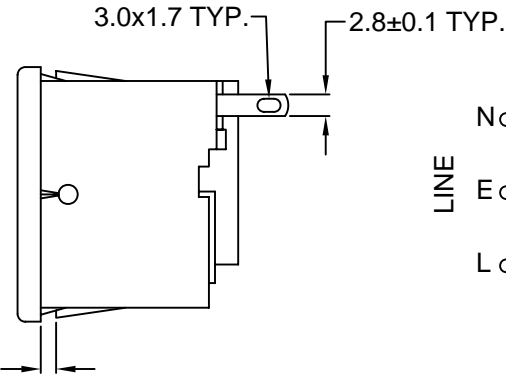
Insulator: Polycarbonate, UL-94V-0 rated
Contacts: Brass, Nickel plated

ELECTRICAL SPECIFICATIONS:

Current rating: 15 A 
Voltage rating: 250 VAC
Current rating: 10 A 
Voltage rating: 250 VAC 
Insulation resistance: 100 Mohm min. at 500 VDC
Dielectric withstanding voltage: 2000 VAC for one minute



RECOMMENDED PANEL CUTOUT




ORDERING CODE:


42R36-3 2 -
 1 2 3


1) COLOR

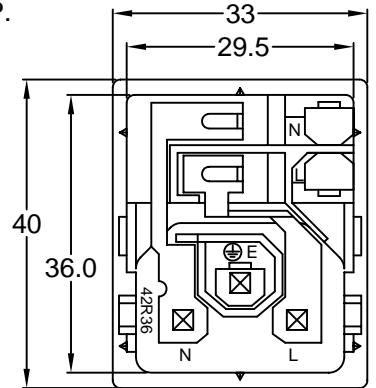
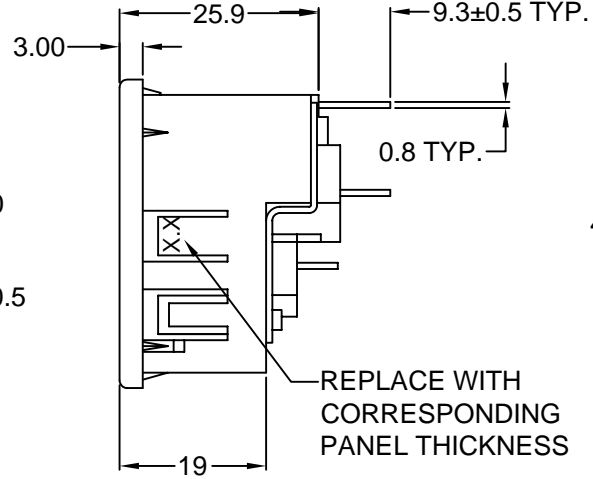
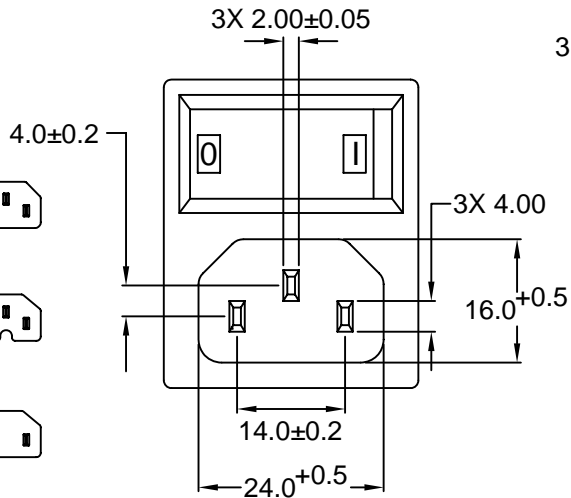
- 1 = BLACK
- 2 = GRAY

2) ELECTRICAL CIRCUIT CONFIGURATION

2 = 10/15A 250V 70°C
2+GROUND
2 POLE SWITCH 

4 = 10/15A 250V 120°C
2+GROUND
2 POLE SWITCH 

6 = 10/15A 250V 70°C
2 POLE
2 POLE SWITCH 



3) PANEL THICKNESS

P/N	A	MAX. PANEL THICKNESS
42R36-3X2X-150	1.5	1.5
42R36-3X2X-200	2.0	2.0

ADDITIONAL PANEL THICKNESS AND ONE POLE SWITCH AVAILABLE ON REQUEST

TOLERANCE UNLESS OTHERWISE SPECIFIED	
X	± 1
X.X	± 0.4
X.XX	± 0.20

DRAWN BY	GQ	DATE:	09/20/01
CHECK BY	TD	DATE:	09/21/01
APPR BY	PB	DATE:	09/21/01

Power Dynamics, Inc.

Phone: 973 560-0019 Whippany, New Jersey Fax: 973 560-0076

PART: IEC 60320 POWER SWITCH APPL. INLET;
SOLDER TERMINALS; SNAP-IN

PART #: 42R36-3X2X-XXX		SHEET 1 of 1
SIZE: A	ALL DIMENSIONS FOR REFERENCE ONLY DIMENSIONS ARE IN MILLIMETERS	REV: A
SCALE: NTS		

RoHS COMPLIANT

REVISIONS		CHNG	CHK	APPR
REV	DATE	CHNG	UL RATING TO 15A	PB
A	1/13/03			

6

5

4

3

2

1