

Features


- Slightly Larger than One Cubic Inch
- SPDT, DPDT, 3PDT, and 4PDT
- See-Thru Plastic Cover
- Plug-In or Solder Terminal, will also accept .187" (4.75mm) Faston Terminals
- PC Board Mount (P-suffix)
- Flange Mount Version (F-suffix)
- Indicator Lamp Types (N-suffix)
- High Reliability, 50 Million Operations

R14 Series



General Purpose 10 Amp & 15 Amp AC & DC Relays.

AC OPERATED						
NTE Type No.	Nom. Voltage	Contact Arr.	Coil Res. Ohms (Typ)	Nom. Power	Max. Contact Cur. @ 28VDC or 120VAC	Diag No.
R14-5A15-24	24VAC	SPDT	—	1.2VA	15A	D10
R14-5A15-120	120VAC	SPDT	—	1.2VA	15A	D10
R14-5A15-240	240VAC	SPDT	—	1.2VA	15A	D10
R14-11A10-12	12VAC	DPDT	—	1.2VA	10A	D10
R14-11A10-12F	12VAC	DPDT	—	1.2VA	10A	D10
R14-11A10-12P	12VAC	DPDT	—	1.2VA	10A	D10A
R14-11A10-24	24VAC	DPDT	—	1.2VA	10A	D10
R14-11A10-24F	24VAC	DPDT	—	1.2VA	10A	D10
R14-11A10-24P	24VAC	DPDT	—	1.2VA	10A	D10A
R14-11A10-120	120VAC	DPDT	—	1.2VA	10A	D10
R14-11A10-120F	120VAC	DPDT	—	1.2VA	10A	D10
R14-11A10-120N	120VAC	DPDT	—	1.2VA	10A	D10
R14-11A10-120P	120VAC	DPDT	—	1.2VA	10A	D10A
R14-11A10-240	240VAC	DPDT	—	1.2VA	10A	D10
R14-14A10-12	12VAC	3PDT	—	1.2VA	10A	D59
R14-14A10-24	24VAC	3PDT	—	1.2VA	10A	D59
R14-14A10-120	120VAC	3PDT	—	1.2VA	10A	D59
R14-17A10-12	12VAC	4PDT	—	1.2VA	10A	D57
R14-17A10-24	24VAC	4PDT	—	1.2VA	10A	D57
R14-17A10-120	120VAC	4PDT	—	1.2VA	10A	D57
DC OPERATED						
R14-5D15-12	12VDC	SPDT	160	0.9W	15A	D10
R14-5D15-24	24VDC	SPDT	650	0.9W	15A	D10
R14-11D10-6	6VDC	DPDT	40	0.9W	10A	D10
R14-11D10-6F	6VDC	DPDT	40	0.9W	10A	D10
R14-11D10-6P	6VDC	DPDT	40	0.9W	10A	D10A
R14-11D10-12	12VDC	DPDT	160	0.9W	10A	D10
R14-11D10-12F	12VDC	DPDT	160	0.9W	10A	D10
R14-11D10-12P	12VDC	DPDT	160	0.9W	10A	D10A
R14-11D10-24	24VDC	DPDT	650	0.9W	10A	D10
R14-11D10-24F	24VDC	DPDT	650	0.9W	10A	D10
R14-11D10-24P	24VDC	DPDT	650	0.9W	10A	D10A
R14-11D10-48	48VDC	DPDT	2600	0.9W	10A	D10
R14-11D10-110	110VDC	DPDT	11000	0.9W	10A	D10
R14-14D10-6	6VDC	3PDT	25.7	0.9W	10A	D59
R14-14D10-12	12VDC	3PDT	107	0.9W	10A	D59
R14-14D10-24	24VDC	3PDT	410	0.9W	10A	D59
R14-14D10-48	48VDC	3PDT	1700	0.9W	10A	D59
R14-14D10-110	110VDC	3PDT	8500	0.9W	10A	D59
R14-17D10-6	6VDC	4PDT	25	0.9W	10A	D57
R14-17D10-12	12VDC	4PDT	100	0.9W	10A	D57
R14-17D10-24	24VDC	4PDT	350	0.9W	10A	D57
R14-17D10-48	48VDC	4PDT	1600	0.9W	10A	D57
R14-17D10-110	110VDC	4PDT	6900	0.9W	10A	D57



Electrical Specifications

Contact

Ratings: 15 Amp @ 150 VAC/30 VDC, 10 Amp @ 240 VAC
1/3 HP @ 120 VAC, 1/2 HP @ 240 VAC
10 Amp @ 240/30 VDC Resistive, 1/3 HP @ 120 VAC
1/2 HP @ 240 VAC

Contact Material: Silver cadmium oxide

Contact Resistance: 100 milliohms max. (at 6 VDC, 1 Amp)

Coil

Coil Voltages: See Chart

Pick-up Voltage: 80% of nominal or less for AC
75% of nominal or less for DC

Resistance: See chart

Min Sensitivity: 0.5 Watts DC .75 volt Amps (60Hz)

Duty Cycle: Continuous

Operational Characteristics

Timing Value **Operate Time:** 25 ms or less } at nominal
Release Time: 25 ms or less } coil voltage

Insulation Characteristics

Dielectric Strength

Contact To Coil: 1500 VRMS (50/60 Hz)

Across Open Contacts: 1000 VRMS (50/60 Hz)

Coil To Frame: 1500 VRMS (50/60 Hz)

Insulation Resistance: 100 megohms Min. @ 500 VDC

Environmental Characteristics

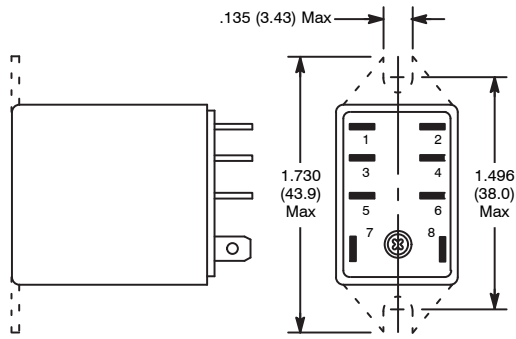
Operating: -30°C to +55°C

Weight

Std: 1 1/2 ozs (45 grams)—approx

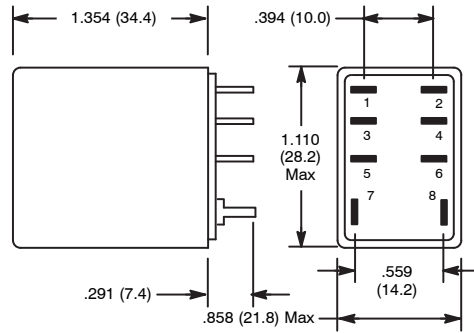
ACCESSORIES		
MOUNTING STYLES	DESCRIPTION	NTE TYPE NO.
SURFACE MOUNT	8-PIN BLADE	R95-110
	11-PIN BLADE	R95-111
PC BOARD MOUNT	8-PIN BLADE	RLY9154
	11-PIN BLADE	RLY9157
	14-PIN BLADE	RLY9158
DIN RAIL MOUNT	8-PIN BLADE	R95-120
	11-PIN BLADE	RLY9155
	14-PIN BLADE	RLY9156

D10

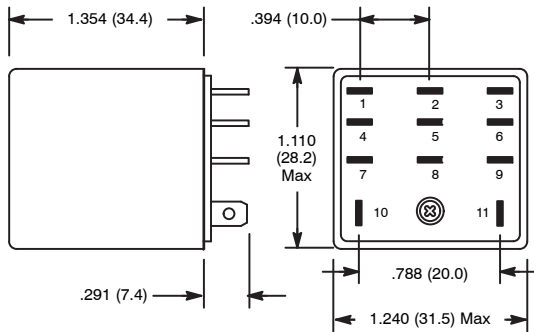


NOTE: Dotted line indicates flange mount case style.
All dimensions are common to both D10 & D10A.

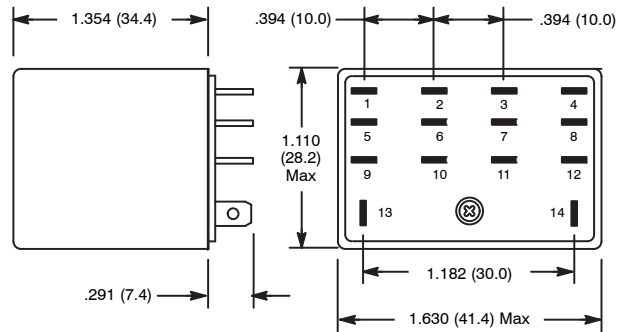
D10A



D59

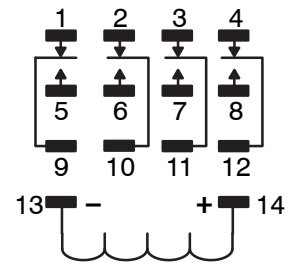
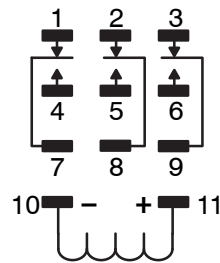
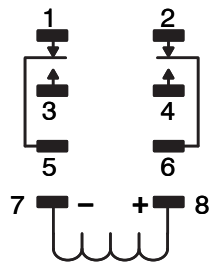
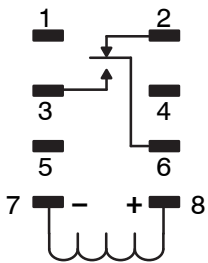


D57



NOTE: Models with "N" suffix will have indicator lamp connected across coil.

SPDT, 1 Form "C" DPDT, 2 Form "C" 3PDT, 3 Form "C" 4PDT, 4 Form "C"



Schematic Diagrams Viewed from Terminal End
NOTE: Polarity is for DC types **ONLY**.