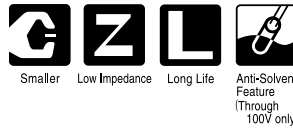

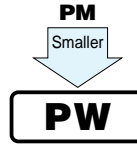


PW Low Impedance, High Reliability
For Switching Power Supplies
series



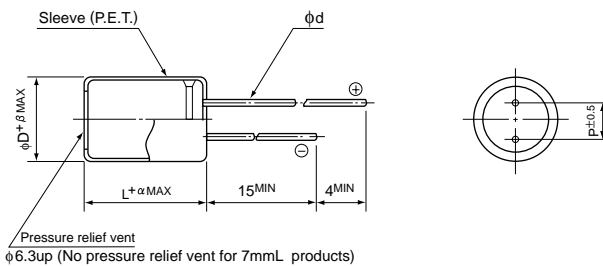
- Smaller case size and lower impedance than PM series.
- Low impedance and high reliability withstanding 2000 hours to 8000 hours.
- Capacitance ranges available based on the numerical values in E12 series under JIS.



Specifications

Item	Performance Characteristics
Category Temperature Range	-55 ~ +105°C (6.3 ~ 100V), -40 ~ +105°C (160 ~ 400V), -25 ~ +105°C (450V)
Rated Voltage Range	6.3 ~ 450V
Rated Capacitance Range	0.47 ~ 15000µF
Capacitance Tolerance	±20% at 120Hz, 20°C
Leakage Current	Rated voltage (V) 6.3 ~ 100
	Leakage current After 1 minute's application of rated voltage, leakage current is not more than 0.03CV or 4 (µA), whichever is greater.
tan δ	CV ≤ 1000: I = 0.1CV+40 (µA) max. (1 minute's) CV > 1000: I = 0.04CV+100 (µA) max. (1 minute's)
	For capacitance of more than 1000µF, add 0.02 for every increase of 1000µF. Measurement frequency : 120Hz, Temperature : 20°C
Stability at Low Temperature	Rated voltage (V) 6.3 10 16 25 35 50 63 100 160 ~ 250 315 ~ 350 400 450
	Impedance ratio Z-25°C / Z+20°C — — — — 3 3 4 6 15
	Z-40°C / Z+20°C — — — — 4 6 8 10 —
	Z-55°C / Z+20°C 3 3 3 3 — — — — —
Endurance	After an application of D.C. bias voltage plus the rated ripple current for 8000 hours (2000 hours for D = 4, 5 and 6.3, 3000 hours for D = 8, 5000 hours for D = 10, 7000 hours for D = 12.5) at 105°C the peak voltage shall not exceed the rated D.C. voltage, capacitors meet the characteristic requirements listed at right.
	Capacitance change Within ±20% of initial value tan δ 200% or less of initial specified value Leakage current Initial specified value or less
Shelf Life	After leaving capacitors under no load at 105°C for 1000 hours, they meet the specified value for endurance characteristics listed
Marking	Printed with white color letter on dark brown sleeve.

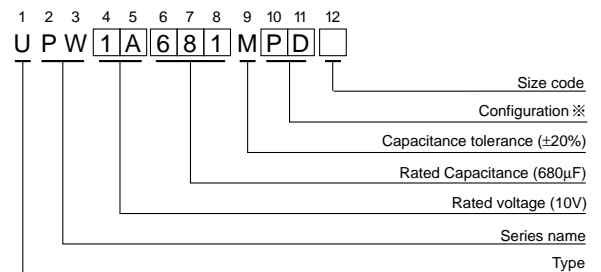
Radial Lead Type



α	(L = 7) 1.0 (L < 20) 1.5 (L ≥ 20) 2.0	(mm)											
		φD	4	5	6.3	8	10	12.5	16	18	20	22	25
P	1.5	2.0	2.5	3.5	5.0	5.0	7.5	7.5	10.0	10.0	12.5		
φd	0.45	0.5	0.5	0.6	0.6	0.6	0.8	0.8	1.0	1.0	1.0		
β	0.5	0.5	0.5	0.5	0.5	0.5	0.5	0.5	0.5	1.0	1.0		

※: Applied to L≥25 products
(): Applied to 7mmL products

Type numbering system (Example : 10V 680µF)



※ Configuration

φ D	Pb-free leadwire Pb-free PET sleeve	Sn-Pb finished leadwire PVC sleeve (containing Pb)
4 · 5	DD	DH
6.3	ED (7mm L: DD)	EH (7mm L: DH)
8 · 10	PD	PH
12.5 ~ 18	HD	HH
20 ~ 25	RD	RH

※ Please contact to us if other configurations are required.

Frequency coefficient of rated ripple current

V	Cap. (µF)	Frequency					
		50Hz	120Hz	300Hz	1kHz	10kHz ~	
6.3 ~ 100	~ 56	0.20	0.30	0.50	0.80	1.00	
	68 ~ 330	0.55	0.65	0.75	0.85	1.00	
	390 ~ 1000	0.70	0.75	0.80	0.90	1.00	
	1200 ~ 15000	0.80	0.85	0.90	0.95	1.00	
160 ~ 450	0.47 ~ 220	0.80	1.00	1.25	1.40	1.60	
	330 ~ 470	0.90	1.00	1.10	1.13	1.15	

Please refer to page 19, 20, 21 about the formed or taped product spec.
Please refer to page 3 for the minimum order quantity.

• Dimension table in next page.



Standard ratings

V (Code)		6.3 (0J)				10 (1A)			
Cap. (μF)	Item Code	Case size φD × L (mm)	Impedance (Ω MAX.)		Rated ripple (mA rms) 105°C / 100kHz	Case size φD × L (mm)	Impedance (Ω MAX.)		Rated ripple (mA rms) 105°C / 100kHz
			20°C / 100kHz	-10°C / 100kHz			20°C / 100kHz	-10°C / 100kHz	
22	220	5 × 11	0.60	1.20	180	5 × 11 ▲ 4 × 7	0.60 2.00	1.20 5.00	180 65
27	270	4 × 7	2.00	5.00	65				
33	330	5 × 11 ▲ 5 × 7	0.60 0.95	1.20 2.40	180 120	5 × 11 ▲ 5 × 7	0.60 0.95	1.20 2.40	180 120
39	390					5 × 7	0.95	2.40	120
47	470	5 × 11 ▲ 5 × 7	0.60 0.95	1.20 2.40	180 120	5 × 11 ▲ 4 × 11	0.60 1.30	1.20 2.60	180 120
56	560	5 × 7	0.95	2.40	120				
68	680	4 × 11	1.30	2.60	120				
82	820					5 × 11 ▲ 6.3 × 7	0.60 0.45	1.20 1.20	180 200
100	101	5 × 11	0.60	1.20	180	5 × 11 ▲ 5 × 15	0.60 0.50	1.20 1.00	180 235
120	121	6.3 × 7	0.45	1.20	200				
150	151	6.3 × 11 ▲ 5 × 15	0.25 0.50	0.50 1.00	290 235	6.3 × 11	0.25	0.50	290
180	181					6.3 × 11	0.25	0.50	290
220	221	6.3 × 11	0.25	0.50	290	6.3 × 11 ▲ 6.3 × 15	0.25 0.23	0.50 0.46	290 430
330	331	6.3 × 11 ▲ 6.3 × 15	0.25 0.23	0.50 0.46	290 430	8 × 11.5	0.117	0.234	555
470	471	8 × 11.5	0.117	0.234	555	8 × 11.5	0.117	0.234	555
560	561	8 × 11.5	0.117	0.234	555				
680	681	10 × 12.5	0.090	0.18	755	10 × 12.5 ▲ 8 × 15	0.090 0.085	0.18 0.17	755 730
820	821	8 × 15 ▲ 10 × 12.5	0.085 0.090	0.17 0.18	730 755				
1000	102	10 × 12.5	0.090	0.18	755	10 × 16 ▲ 8 × 20	0.068 0.065	0.136 0.13	1050 995
1200	122	8 × 20 ▲ 10 × 16	0.065 0.068	0.13 0.136	995 1050	10 × 20	0.052	0.104	1220
1500	152	10 × 20	0.052	0.104	1220	10 × 20 ▲ 10 × 25	0.052 0.045	0.104 0.090	1220 1440
2200	222	12.5 × 20 ▲ 10 × 25	0.038 0.045	0.076 0.090	1655 1440	12.5 × 20 ▲ 10 × 31.5	0.038 0.035	0.076 0.070	1655 1815
2700	272	10 × 31.5	0.035	0.070	1815	12.5 × 25	0.030	0.060	1945
3300	332	12.5 × 20	0.038	0.076	1655	12.5 × 25 ▲ 12.5 × 31.5	0.030 0.025	0.060 0.050	1945 2310
3900	392	12.5 × 25	0.030	0.060	1945	12.5 × 35.5 ▲ 16 × 20	0.022 0.029	0.044 0.058	2510 2205
4700	472	16 × 25 ▲ 12.5 × 31.5	0.022 0.025	0.044 0.050	2555 2310	16 × 25	0.022	0.044	2555
5600	562	12.5 × 35.5 ▲ 16 × 20	0.022 0.029	0.044 0.058	2510 2205	16 × 25 ▲ 18 × 20	0.022 0.028	0.044 0.056	2555 2490
6800	682	16 × 25 ▲ 18 × 20	0.022 0.028	0.044 0.056	2555 2490	16 × 31.5 ▲ 18 × 25	0.018 0.020	0.036 0.040	3010 2740
8200	822	16 × 31.5	0.018	0.036	3010	16 × 35.5 ▲ 18 × 31.5	0.016 0.016	0.032 0.032	3150 3635
10000	103	16 × 31.5 ▲ 18 × 25	0.016 0.020	0.032 0.040	3150 2740	18 × 35.5	0.015	0.030	3680
12000	123	18 × 31.5	0.016	0.032	3635				
15000	153	18 × 35.5	0.015	0.030	3680	18 × 40	0.014	0.028	3800

▲ : In this case, [6] will be put at 12th digit of type numbering system.



Standard ratings

V(Code)		16 (1C)				25 (1E)			
Cap. (μF)	Item Code	Case size φD × L (mm)	Impedance (Ω MAX.)		Rated ripple (mA rms) 105°C / 100kHz	Case size φD × L (mm)	Impedance (Ω MAX.)		Rated ripple (mA rms) 105°C / 100kHz
			20°C / 100kHz	-10°C / 100kHz			20°C / 100kHz	-10°C / 100kHz	
4.7	4R7					5 × 11	0.60	1.20	180
10	100	5 × 11	0.60	1.20	180	5 × 11 ▲ 4 × 7	0.60 2.00	1.20 5.00	180 65
15	150	4 × 7	2.00	5.00	65				
22	220	5 × 11 ▲ 5 × 7	0.60 0.95	1.20 2.40	180 120	5 × 11 ▲ 5 × 7	0.60 0.95	1.20 2.40	180 120
27	270	5 × 7	0.95	2.40	120	4 × 11	1.30	2.60	120
33	330	5 × 11 ▲ 6.3 × 7	0.60 0.45	1.20 1.20	180 200	5 × 11	0.60	1.20	180
39	390	4 × 11	1.30	2.60	120	5 × 11 ▲ 6.3 × 7	0.60 0.45	1.20 1.20	180 200
47	470	5 × 11	0.60	1.20	180	5 × 11	0.60	1.20	180
56	560	5 × 11 ▲ 6.3 × 7	0.60 0.45	1.20 1.20	180 200	5 × 15	0.50	1.00	235
82	820	5 × 15	0.50	1.00	235	6.3 × 11	0.25	0.50	290
100	101	6.3 × 11	0.25	0.50	290	6.3 × 11	0.25	0.50	290
120	121	6.3 × 11	0.25	0.50	290	6.3 × 15	0.23	0.46	430
150	151	6.3 × 11	0.25	0.50	290	8 × 11.5	0.117	0.234	555
180	181	6.3 × 15	0.23	0.46	430				
220	221	8 × 11.5	0.117	0.234	555	8 × 11.5	0.117	0.234	555
330	331	8 × 11.5	0.117	0.234	555	10 × 12.5 ▲ 8 × 15	0.090 0.085	0.18 0.17	755 730
470	471	10 × 12.5 ▲ 8 × 15	0.090 0.085	0.18 0.17	755 730	10 × 16 ▲ 8 × 20	0.068 0.065	0.136 0.13	1050 995
560	561					10 × 20	0.052	0.104	1220
680	681	10 × 16 ▲ 8 × 20	0.068 0.065	0.136 0.13	1050 995	10 × 20	0.052	0.104	1220
820	821	10 × 20	0.052	0.104	1220	10 × 25	0.045	0.090	1440
1000	102	10 × 20	0.052	0.104	1220	12.5 × 20 ▲ 10 × 31.5	0.038 0.035	0.076 0.070	1655 1815
1200	122	10 × 25	0.045	0.090	1440				
1500	152	12.5 × 20 ▲ 10 × 31.5	0.038 0.035	0.076 0.070	1655 1815	16 × 25 ▲ 12.5 × 25	0.022 0.030	0.044 0.060	2555 1945
1800	182					12.5 × 31.5 ▲ 16 × 20	0.025 0.029	0.050 0.058	2310 2205
2200	222	12.5 × 25	0.030	0.060	1945	16 × 25 ▲ 18 × 20 ※ 12.5 × 35.5	0.022 0.028 0.022	0.044 0.056 0.044	2555 2490 2510
2700	272	12.5 × 31.5 ▲ 16 × 20	0.025 0.029	0.050 0.058	2310 2205	16 × 25	0.022	0.044	2555
3300	332	16 × 25 ▲ 12.5 × 35.5	0.022 0.022	0.044 0.044	2555 2510	16 × 31.5 ▲ 18 × 25	0.018 0.020	0.036 0.040	3010 2740
3900	392	16 × 25 ▲ 18 × 20	0.022 0.028	0.044 0.056	2555 2490	16 × 35.5 ▲ 18 × 31.5	0.016 0.016	0.032 0.032	3150 3635
4700	472	16 × 31.5 ▲ 18 × 25	0.018 0.020	0.036 0.040	3010 2740	18 × 35.5	0.015	0.030	3680
5600	562	16 × 35.5 ▲ 18 × 31.5	0.016 0.016	0.032 0.032	3150 3635				
6800	682	18 × 35.5	0.015	0.030	3680	18 × 40	0.014	0.028	3800
8200	822	18 × 35.5	0.015	0.030	3680				
10000	103	18 × 40	0.014	0.028	3800				

▲ : In this case, [6] will be put at 12th digit of type numbering system.
 ※ : In this case, [3] will be put at 12th digit of type numbering system.



Standard ratings

V(Code)		35 (1V)				50 (1H)			
Cap. (μF)	Item Code	Case size φD × L (mm)	Impedance (Ω MAX.)		Rated ripple (mA rms) 105°C / 100kHz	Case size φD × L (mm)	Impedance (Ω MAX.)		Rated ripple (mA rms) 105°C / 100kHz
			20°C / 100kHz	-10°C / 100kHz			20°C / 100kHz	-10°C / 100kHz	
0.47	R47					5 × 11	5.00	10.0	25
1	010					5 × 11	3.50	7.00	40
2.2	2R2					5 × 11	3.00	6.00	55
3.3	3R3					5 × 11	2.60	5.20	65
4.7	4R7	5 × 11	0.60	1.20	180	5 × 11	2.30	4.60	90
6.8	6R8	4 × 7	2.00	5.00	65				
10	100	5 × 11	0.60	1.20	180	5 × 11	1.40	2.80	120
		▲ 5 × 7	0.95	2.40	120	▲ 4 × 11	2.50	5.00	90
12	120	5 × 7	0.95	2.40	120				
18	180	4 × 11	1.30	2.60	120	5 × 11	1.30	2.60	155
22	220	5 × 11	0.60	1.20	180	5 × 11	1.20	2.40	170
27	270	5 × 11	0.60	1.20	180	5 × 15	0.90	1.80	215
		▲ 6.3 × 7	0.45	1.20	200				
33	330	5 × 11	0.60	1.20	180	6.3 × 11	0.43	0.86	300
39	390	5 × 15	0.50	1.00	235				
47	470	6.3 × 11	0.25	0.50	290	6.3 × 11	0.43	0.86	300
56	560	6.3 × 11	0.25	0.50	290	6.3 × 15	0.40	0.80	360
82	820	6.3 × 15	0.23	0.46	430	8 × 11.5	0.234	0.468	485
100	101	8 × 11.5	0.117	0.234	555	8 × 11.5	0.234	0.468	485
120	121					8 × 15	0.155	0.31	635
		▲ 10 × 12.5	0.162	0.324	615				
150	151	8 × 11.5	0.117	0.234	555	10 × 12.5	0.162	0.324	615
180	181					8 × 20	0.120	0.240	860
		▲ 10 × 16	0.119	0.238	850				
220	221	10 × 12.5	0.090	0.18	755	10 × 16	0.119	0.238	850
		▲ 8 × 15	0.085	0.17	730	▲ 10 × 20	0.090	0.18	1030
270	271				10 × 25	0.082	0.164	1200	
330	331	10 × 16	0.068	0.136	1050	10 × 20	0.090	0.18	1030
		▲ 8 × 20	0.065	0.13	995	▲ 10 × 31.5	0.060	0.12	1610
390	391	10 × 20	0.052	0.104	1220	12.5 × 20	0.063	0.126	1480
470	471	10 × 20	0.052	0.104	1220	12.5 × 20	0.060	0.12	1500
560	561	10 × 25	0.045	0.090	1440	12.5 × 25	0.050	0.10	1832
680	681	12.5 × 20	0.038	0.076	1655	12.5 × 25	0.050	0.10	1832
		▲ 10 × 31.5	0.035	0.070	1815	▲ 16 × 20	0.048	0.096	1835
820	821					12.5 × 35.5	0.034	0.068	2285
		▲ 18 × 20	0.042	0.084	2420				
1000	102	12.5 × 25	0.030	0.060	1945	16 × 25	0.034	0.068	2235
1200	122	12.5 × 31.5	0.025	0.050	2310	16 × 31.5	0.028	0.056	2700
		▲ 16 × 20	0.029	0.058	2205	▲ 18 × 25	0.029	0.058	2610
1500	152	16 × 25	0.022	0.044	2555	16 × 31.5	0.028	0.056	2700
		▲ 12.5 × 35.5	0.022	0.044	2510	▲ 16 × 35.5	0.025	0.050	2790
1800	182	16 × 25	0.022	0.044	2555	18 × 31.5	0.025	0.050	3000
		▲ 18 × 20	0.028	0.056	2490				
2200	222	16 × 31.5	0.018	0.036	3010	18 × 35.5	0.023	0.046	3100
		▲ 18 × 25	0.020	0.040	2740				
2700	272	16 × 35.5	0.016	0.032	3150				
		▲ 18 × 31.5	0.016	0.032	3635				
3300	332	18 × 35.5	0.015	0.030	3680				
4700	472	18 × 40	0.014	0.028	3800				

▲ : In this case, [6] will be put at 12th digit of type numbering system.



Standard ratings

Cap.(μF)	V(Code)	Item	63 (1J)			100 (2A)				
			Case size φD × L (mm)	Impedance (Ω MAX.)		Rated ripple (mA rms) 105°C / 100kHz	Case size φD × L (mm)	Impedance (Ω MAX.)		Rated ripple (mA rms) 105°C / 100kHz
				20°C / 100kHz	-10°C / 100kHz			20°C / 100kHz	-10°C / 100kHz	
0.47	R47					5 × 11	43.0	86.0	20	
1	010					5 × 11	20.0	40.0	30	
2.2	2R2					5 × 11	9.80	19.6	44	
3.3	3R3					5 × 11	6.60	13.2	58	
4.7	4R7	5 × 11	4.70	9.40	68	5 × 11	4.60	9.20	74	
6.8	6R8	5 × 11	2.50	5.00	95	5 × 11	3.50	7.00	95	
		▲ 4 × 11	3.50	7.00	80					
10	100	5 × 11	2.10	4.20	110	6.3 × 11	1.80	3.60	130	
12	120	5 × 11	2.00	4.00	145					
15	150	6.3 × 11	1.20	2.40	160	8 × 11.5	0.83	1.66	180	
18	180	5 × 15	1.30	2.60	200	6.3 × 15	0.80	1.60	200	
22	220	6.3 × 11	0.71	1.42	250	8 × 11.5	0.68	1.36	230	
33	330	6.3 × 11	0.71	1.42	250	10 × 12.5	0.46	0.92	320	
		▲ 8 × 15				0.45	0.90	360		
39	390	6.3 × 15	0.70	1.40	330					
47	470	8 × 11.5	0.342	0.684	405	10 × 16	0.37	0.74	420	
		▲ 8 × 20				0.37	0.74	420		
68	680	8 × 11.5	0.342	0.684	405	10 × 20	0.30	0.60	490	
82	820					10 × 25	0.25	0.50	540	
100	101	10 × 12.5	0.256	0.512	535	12.5 × 20	0.18	0.36	580	
		▲ 8 × 15	0.23	0.46	535					
120	121	10 × 16	0.194	0.388	600					
150	151	10 × 16	0.194	0.388	660	12.5 × 25	0.13	0.26	710	
180	181	10 × 20	0.147	0.294	885	12.5 × 31.5	0.12	0.24	790	
		▲ 12.5 × 15	0.15	0.30	1020	▲ 16 × 20	0.13	0.26	750	
220	221	10 × 20	0.147	0.294	885	16 × 25	0.10	0.20	890	
		▲ 10 × 25	0.13	0.26	1050	▲ 18 × 20	0.11	0.22	850	
270	271	16 × 15	0.090	0.18	1410					
330	331	12.5 × 20	0.085	0.17	1285	16 × 25	0.090	0.18	1080	
390	391	12.5 × 25	0.070	0.14	1720	18 × 25	0.083	0.166	1260	
		▲ 18 × 15	0.086	0.172	1690					
470	471	12.5 × 25	0.070	0.14	1720	16 × 31.5	0.076	0.152	1310	
		▲ 12.5 × 31.5	0.055	0.11	2090					
		* 16 × 20	0.059	0.118	1765					
560	561					18 × 31.5	0.068	0.136	1370	
680	681	16 × 25	0.050	0.10	2160	16 × 35.5	0.064	0.128	1410	
		▲ 12.5 × 35.5	0.047	0.094	2265					
		* 18 × 20	0.055	0.11	2290					
820	821	16 × 31.5	0.043	0.086	2670					
		▲ 18 × 25	0.043	0.086	2585					
1000	102	16 × 31.5	0.043	0.086	2670	18 × 40	0.047	0.094	1520	
		▲ 16 × 35.5	0.036	0.072	2770					
1200	122	18 × 31.5	0.032	0.064	2950					
1500	152	18 × 35.5	0.030	0.060	3095					
2200	222	18 × 40	0.028	0.056	3200					

▲ : In this case, [6] will be put at 12th digit of type numbering system.
 ※ : In this case, [3] will be put at 12th digit of type numbering system.

Cap. (μF)	V(Code)	160		200		250		315		350		400		450	
		2C		2D		2E		2F		2V		2G		2W	
0.47	R47	6.3 × 11	12	6.3 × 11	12	6.3 × 11	12	8 × 11.5	11	8 × 11.5	11				
1	010	6.3 × 11	17	6.3 × 11	17	6.3 × 11	17	8 × 11.5	16	10 × 12.5	17	10 × 12.5	16	10 × 12.5	18
2.2	2R2	6.3 × 11	25	6.3 × 11	25	8 × 11.5	29	10 × 12.5	28	10 × 16	31	10 × 16	27	10 × 20	29
3.3	3R3	8 × 11.5	36	8 × 11.5	36	10 × 12.5	42	10 × 12.5	34	10 × 16	38	10 × 20	36	12.5 × 20	41
4.7	4R7	8 × 11.5	43	10 × 12.5	50	10 × 12.5	50	10 × 16	45	10 × 20	49	10 × 20	43	12.5 × 20	49
10	100	10 × 12.5	70	10 × 16	80	10 × 20	88	10 × 20	72	12.5 × 20	82	12.5 × 25	72	16 × 25	75
22	220	10 × 20	130	10 × 20	140	12.5 × 25	155	12.5 × 25	120	16 × 25	130	16 × 25	110	16 × 31.5	115
33	330	12.5 × 20	180	12.5 × 25	190	12.5 × 25	190	16 × 25	155	16 × 31.5	160	16 × 31.5	140	● 18 × 35.5	145
47	470	12.5 × 25	220	12.5 × 25	220	16 × 25	230	16 × 35.5	190	● 18 × 35.5	200	● 18 × 35.5	170	20 × 40	175
100	101	16 × 25	330	16 × 31.5	335	● 18 × 35.5	340	Δ 18 × 40	285	20 × 40	290	22 × 50	350	25 × 50	350
220	221	● 18 × 35.5	500	Δ 18 × 40	515	20 × 40	525	22 × 50	540	25 × 50	550				
330	331	20 × 40	900	22 × 40	1100	22 × 50	1150								
470	471	22 × 50	1200	22 × 50	1310	25 × 50	1350								Case size ※

※ Rated Ripple (mA rms) at 105°C 120Hz
 Size 20 × 31 is available for capacitors marked " ● "
 Size 20 × 35 is available for capacitors marked " Δ "
 In this case, [6] will be put at 12th digit of type numbering system.