

AR4 series

- Automotive Relay
- 40 AMP Contact Rating
- Small Size
- Light Weight - approx. 1.2 oz (35g)
- Quick Connect or PC Board Terminals
- Optional Mounting Bracket

Contact Data

Arrangements: 1 Form A (SPST-NO) and 1 Form C (SPDT)

Material: AgSnO

Max Switching Current: 40 amps

Max. Switching Power: 630W

Max. Switching Voltage: 75VDC

Expected Life:

Electrical: 100,000 Operations @ 40A/ 14VDC resistive

Mechanical: 10 Million Operations



Coil Data

Voltage: 6,12 and 24VDC

Coil Voltage	Coil Resistance +/- 10% (ohms)	Must-Operate Voltage (VDC)	Must-Release Voltage (VDC)	Nom. Power
6	22.5	3.9	0.9	1.6W
12	90	7.8	1.8	1.6W
24	360	15.6	3.6	1.6W

Environmental Data

Operating Temperature Range: -40°C to + 125°C

Shock Resistance: 147m/s², 11ms

Vibration Resistance: 10-40Hz., 1.5mm double amplitude

Ordering Information

Family -	Enclosure	Contact Arrangement	Coil Voltage	Contact Material	Terminals	- Options
AR4	1 = Dust Cover 4 = Dust Cover with Bracket	1 = 1 form A 5 = 1 form C	D = 6VDC F = 12VDC H = 24VDC	1 = AgSnO	1 = 0.250" Quick Connect 3 = Printed Circuit	S07 = 180 ohm resistor in parallel with 6VDC coil S01 = 680 ohm resistor in parallel with 12VDC coil S08 = 2700 ohm resistor in parallel with 24VDC CO1 = epoxy sealed unit CO5 = epoxy sealed unit with resistor



MASTER ELECTRONIC CONTROLS

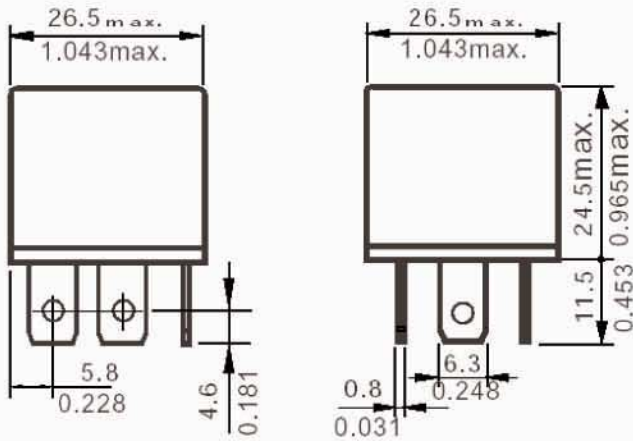
PHONE: 310-586-9100 FAX: 310-586-1164

WWW.MECRELAYS.COM

Dimensions

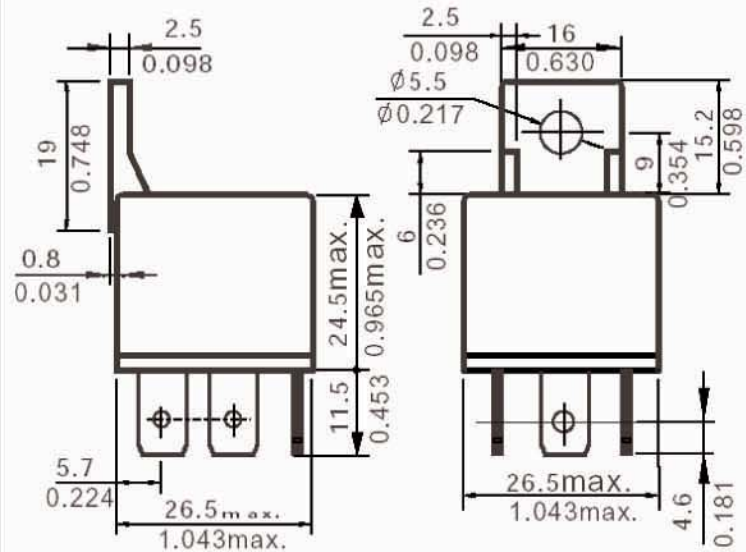
AR4-1

Dust Cover with Quick Connect Terminals

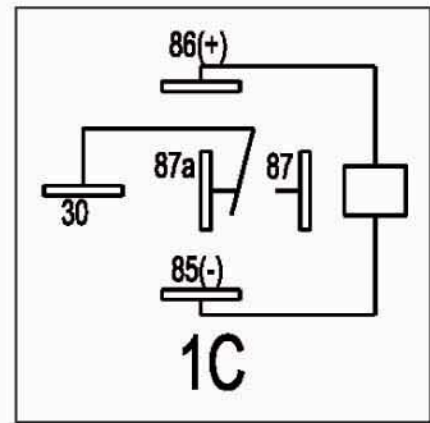
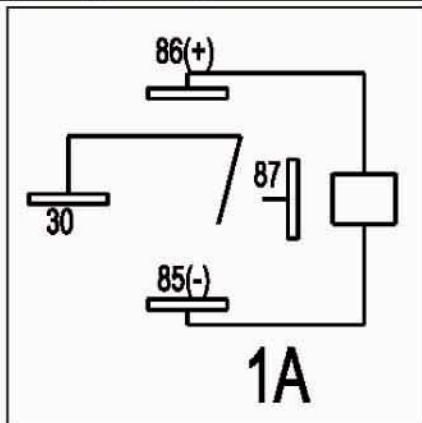


AR4-4

Dust Cover with Bracket and Quick Connect Terminals

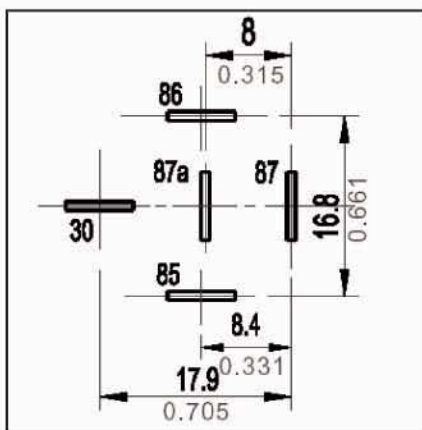


Wiring Diagrams (Bottom Views)

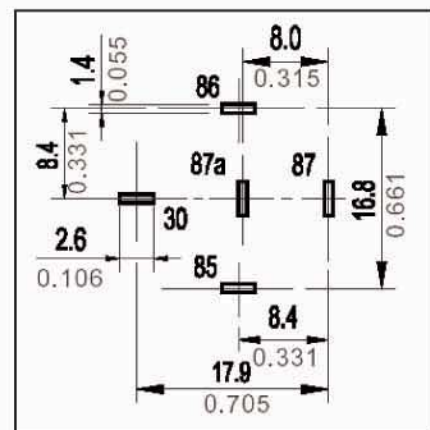


Suggested PC Board Layouts (Bottom Views)

Quick Connect Terminals



PC Board Terminals



MASTER ELECTRONIC CONTROLS

PHONE: 310-586-9100 FAX: 310-586-1164

WWW.MECRELAIS.COM