

■ Features :

- Universal AC input / Full range
- Low leakage current < 0.5mA
- Protections: Short circuit/Over load/Over voltage/Over temperature
- Cooling by free air convection
- 100% full load burn-in test
- Fixed switching frequency at 100KHz
- Low cost
- High reliability

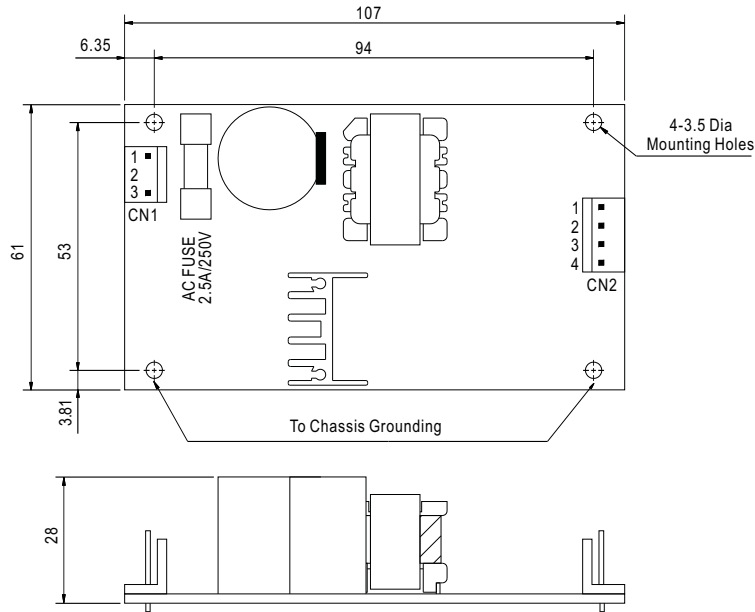


SPECIFICATION

MODEL		PD-2503	
OUTPUT	OUTPUT NUMBER	CH1	CH2
	DC VOLTAGE	5V	3.3V
	RATED CURRENT	3A	3A
	CURRENT RANGE	0.1 ~ 4A	0.2 ~ 5A
	RATED POWER	24.9W(CH1+CH2 ≤ 6A)	
	RIPPLE & NOISE (max.) Note.2	50mVp-p	50mVp-p
	VOLTAGE ADJ. RANGE	Set CH2 +3.3V:3.35 ~ 3.40V	
	VOLTAGE TOLERANCE Note.3	+5,-8%	±2.0%
	LINE REGULATION	±2.0%	±1.0%
	LOAD REGULATION	±4.0%	±1.0%
SETUP, RISE, HOLD TIME	250ms, 50ms, 50ms/230VAC 250ms, 30ms, 16ms/115VAC at full load		
INPUT	VOLTAGE RANGE	85 ~ 264VAC 120 ~ 370VDC	
	FREQUENCY RANGE	47 ~ 63Hz	
	EFFICIENCY(Typ.)	72%	
	AC CURRENT	0.65A/115VAC 0.4A/230VAC	
	INRUSH CURRENT(max.)	COLD START 40A	
	LEAKAGE CURRENT	<0.5mA / 240VAC	
PROTECTION	OVER LOAD	Above 105% rated output power Protection type : Hiccup mode, recovers automatically after fault condition is removed	
	OVER VOLTAGE	5.75 ~ 6.75V	3.8 ~ 4.46V
	OVER TEMPERATURE	Tj 135°C typically (U1) Detect on main control IC Protection type : Shut down o/p voltage, recovers automatically after temperature goes down	
ENVIRONMENT	WORKING TEMP.	-10 ~ +70°C (Refer to output load derating curve)	
	WORKING HUMIDITY	20 ~ 90% RH non-condensing	
	STORAGE TEMP., HUMIDITY	-20 ~ +85°C, 10 ~ 95% RH	
	TEMP. COEFFICIENT	±0.03%/°C (0 ~ 50°C) on CH1 output	
	VIBRATION	10 ~ 500Hz, 2G 10min./1cycle, Period for 60min.each along X, Y, Z axes	
SAFETY & EMC (Note 4)	SAFETY STANDARDS	UL60950-1, TUV EN60950-1 Approved	
	WITHSTAND VOLTAGE	I/P-O/P:3KVAC I/P-FG:1.5KVAC O/P-FG:0.5KVAC	
	ISOLATION RESISTANCE	I/P-O/P, I/P-FG, O/P-FG:100M Ohms/500VDC	
	EMI CONDUCTION & RADIATION	Compliance to EN55022 (CISPR22) Class B	
	HARMONIC CURRENT	Compliance to EN61000-3-2,-3	
	EMS IMMUNITY	Compliance to EN61000-4-2,3,4,5, Light industry level, criteria A	
OTHERS	MTBF	518Khrs min. MIL-HDBK-217F (25°C)	
	DIMENSION	107*61*28mm (L*W*H)	
	PACKING	0.13Kg; 96pcs/15.4Kg/1.3CUFT	
NOTE	1. All parameters NOT specially mentioned are measured at 230VAC input, rated load and 25°C of ambient temperature. 2. Ripple & noise are measured at 20MHz of bandwidth by using a 12" twisted pair-wire terminated with a 0.1uf & 47uf parallel capacitor. 3. Tolerance : includes set up tolerance, line regulation and load regulation. 4. The power supply is considered a component which will be installed into a final equipment. The final equipment must be re-confirmed that it still meets EMC directives.		

Mechanical Specification

Unit:mm



AC Input Connector (CN1) : Molex 41791-03 or equivalent

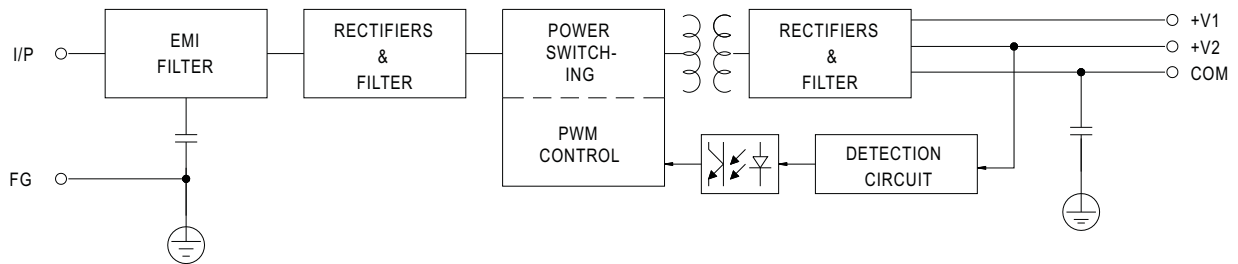
Pin No.	Assignment	Mating Housing	Terminal
1	AC/L	Molex 2139 or equivalent	Molex 2478 or equivalent
2	No Pin		
3	AC/N		

DC Output Connector (CN2) : Molex 41791-04 or equivalent

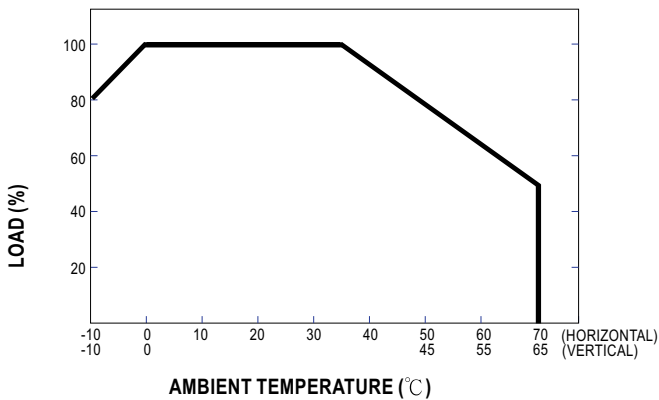
Pin No.	Assignment	Mating Housing	Terminal
1	+5V	Molex 2139 or equivalent	Molex 2478 or equivalent
2,3	COM		
4	+3.3V		

Block Diagram

fosc : 100KHz



Output Derating



Static Characteristics

