

MICRO SWITCH
a Honeywell Division

FED. MFG. CODE 91 929

SWITCH - BASIC

CATALOG LISTING

V7-5F17D8-000-3

CW-C5010

CATALOG LISTING

V7-5F17D8-000-3

REPLACES X97176-V7

RELEASE NO. PR-20709

ISSUE

1

REVISIONS

CHECK

CHECK

CHECK

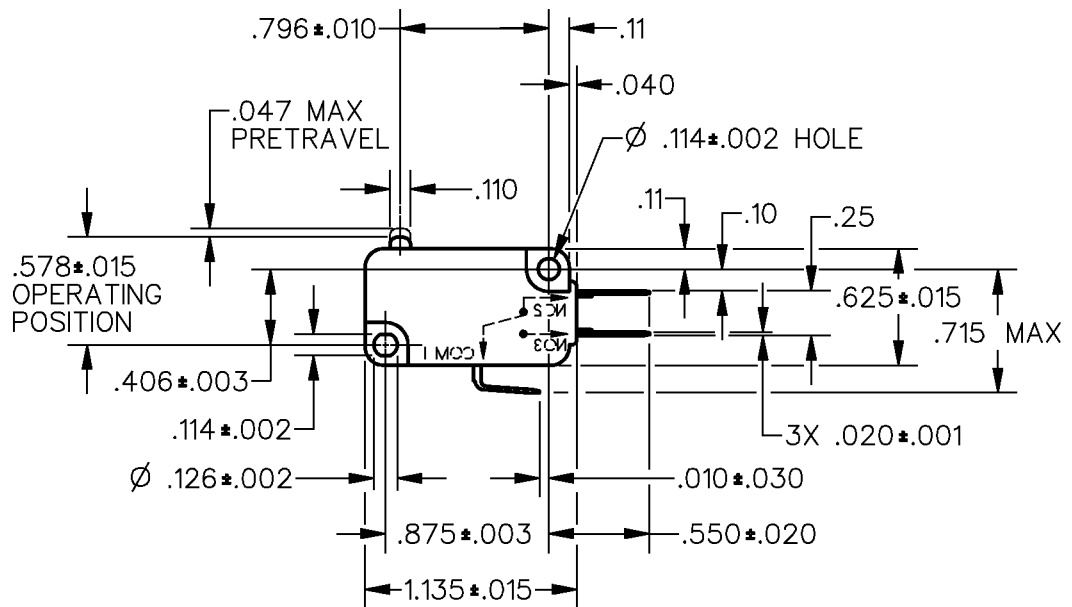
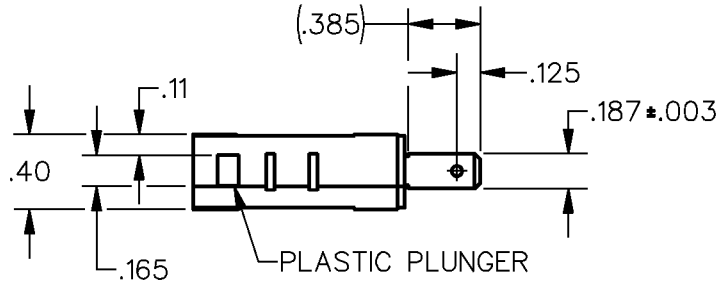
JUL 93

JUL 93

JUL 93

DDM/CAD

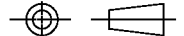
DRAWN



ANSI Y14.5M-1982 APPLIES

THIS DRAWING COVERS A PROPRIETARY ITEM AND IS THE PROPERTY OF MICRO SWITCH, A DIVISION OF HONEYWELL. THIS DRAWING IS NOT TO BE COPIED OR USED WITHOUT THE APPROVAL OF MICRO SWITCH.

THIRD ANGLE PROJECTION



CHARACTERISTICS	ELECTRICAL DATA	SCALE FULL	DO NOT SCALE PRINT
OPERATING FORCE — — — 15 GRAMS MAX	CONTACT ARRANGEMENT S P D T	UNLESS OTHERWISE SPECIFIED TOLERANCES ARE ONE PLACE (.0) ±.030 TWO PLACE (.00) ±.015 THREE PLACE (.000) ±.005 ANGLES ± WEIGHT	
DIFFERENTIAL TRAVEL — — — .001-.006	L163 3A 125, 250, 277 VAC 1/10HP 250 VAC		
OVERTRAVEL — — — — .050 MIN			
FREE POSITION — — — — .625 MAX			
RELEASE TRAVEL — — — — .010 MIN			

