

# MICRO SWITCH

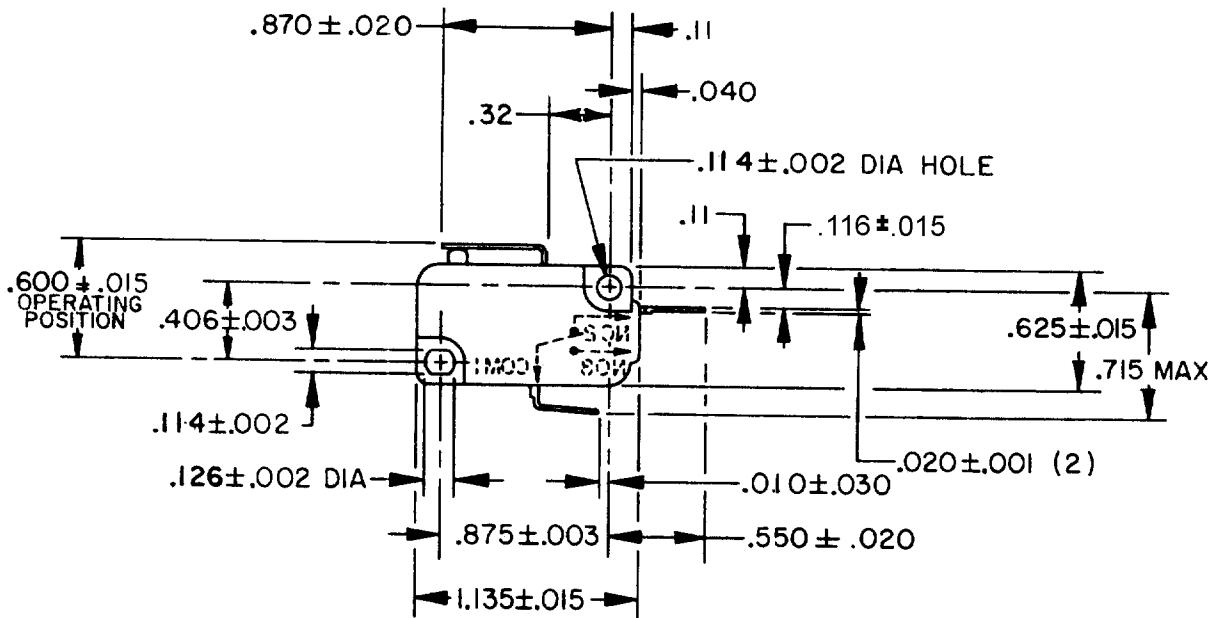
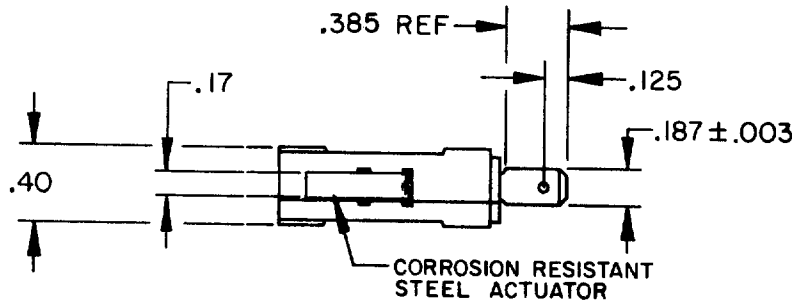
FREERPORT ILLINOIS, U.S.A  
A DIVISION OF HONEYWELL  
FED. MFG. CODE 91929

# SWITCH-BASIC

CATALOG LISTING

V7-IF37D8-002-1

CW-B0675



M V7-IF37D8-002-1

REPLACES

RELEASE NO. PR-16311

DRAWING NUMBER

8

ISSUE

CHECK

REVISIONS

A	REL PR-16311	J A P	28 MAR 89
B	006182-E	J A P	16 SEPT 89
C	0064724	J A P	19 JAN 89
D	0065437	J A P	18 SEPT 89
E	0066350	J A P	18 SEPT 89
F	CD-76233	J A L	8 NOV 93
G	0085964	SBH	30 JAN 12

CHECK

30 JAN 12

CMH

88

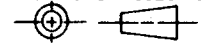
MAR

J A P

FO-52848-A RASTER DRAWN

THIS DRAWING COVERS A PROPRIETARY ITEM AND IS THE PROPERTY OF MICRO SWITCH, A DIVISION OF HONEYWELL. THIS DRAWING IS NOT TO BE COPIED OR USED WITHOUT THE APPROVAL OF MICRO SWITCH.

THIRD ANGLE PROJECTION



**CHARACTERISTICS**

OPERATING FORCE — 150 GRAMS MAX

**ELECTRICAL DATA**

CONTACT ARRANGEMENT  
S P N C

3A 125, 250, 277 VAC  
1/10 HP 250 VAC

L 163



SCALE NONE

DO NOT SCALE PRINT

**TOLERANCES**

APPLY TO DESIGN UNITS. CONVERSIONS ARE ONLY FOR REFERENCE. UNLESS NOTED, TOLERANCES ARE ±

	DIM. mm	TOL. mm/in	DIM. in	TOL. mm/in
NO PLACES	X	1/.04	X	0.8/.03
ONE PLACE	X.X	0.4/.016	X.X	0.38/.015
TWO PLACES	X.XX	0.15/.008	X.XX	0.13/.005
THREE PLACES	X.XXX		X.XXX	
ANGLES				

SI METRIC

US CUSTOMARY

DESIGN UNITS

WEIGHT