

**MICRO SWITCH**  
a Honeywell Division

FED. MFG. CODE 91929

SWITCH-BASIC

CATALOG LISTING

V7-1F37D8-000-1

CW-B0670

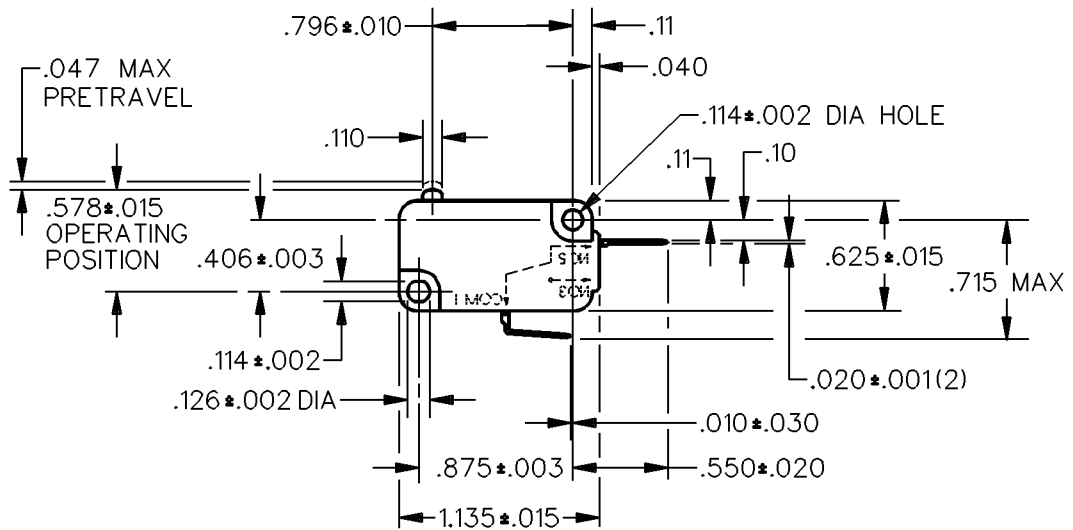
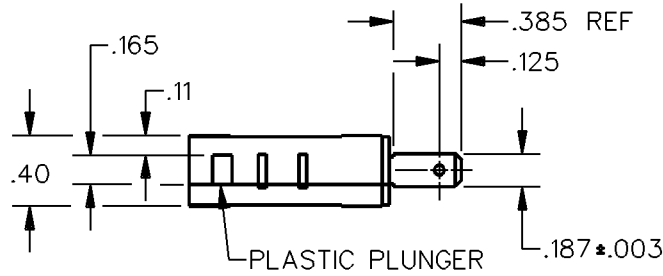
CATALOG LISTING  
V7-1F37D8-000-1  
REPLACES  
PR-17954

**M**

ISSUE  
2

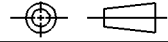
REVISIONS	
A	76107
GRT	
26 OCT 93	

CHECK  
CHECK  
5 FEB 90  
DCS  
CHECK  
30 JAN 90  
WJM



THIS DRAWING COVERS A PROPRIETARY ITEM AND IS THE PROPERTY OF MICRO SWITCH, A DIVISION OF HONEYWELL. THIS DRAWING IS NOT TO BE COPIED OR USED WITHOUT THE APPROVAL OF MICRO SWITCH.

THIRD ANGLE PROJECTION



CHARACTERISTICS	ELECTRICAL DATA	SCALE FULL	DO NOT SCALE PRINT
		UNLESS OTHERWISE SPECIFIED TOLERANCES ARE	
OPERATING FORCE --- .150 GRAM MAX	CONTACT ARRANGEMENT S P N C	ONE PLACE (.0)	±.030
RELEASE FORCE --- 25 GRAM MIN		TWO PLACE (.00)	±.015
DIFFERENTIAL TRAVEL --- .002-.010	3A 125, 250, 277 VAC 1/10 HP 250 VAC	THREE PLACE (.000)	±.005
OVERTRAVEL --- .050 MIN		ANGLES	±
FREE POSITION --- .625 MAX		WEIGHT	
RELEASE TRAVEL --- .010 MIN	L163		

DDM/CAD  
DRAWN