

**MICRO SWITCH**  
a Honeywell Division

FED. MFG. CODE 91929

SWITCH - BASIC

CATALOG LISTING

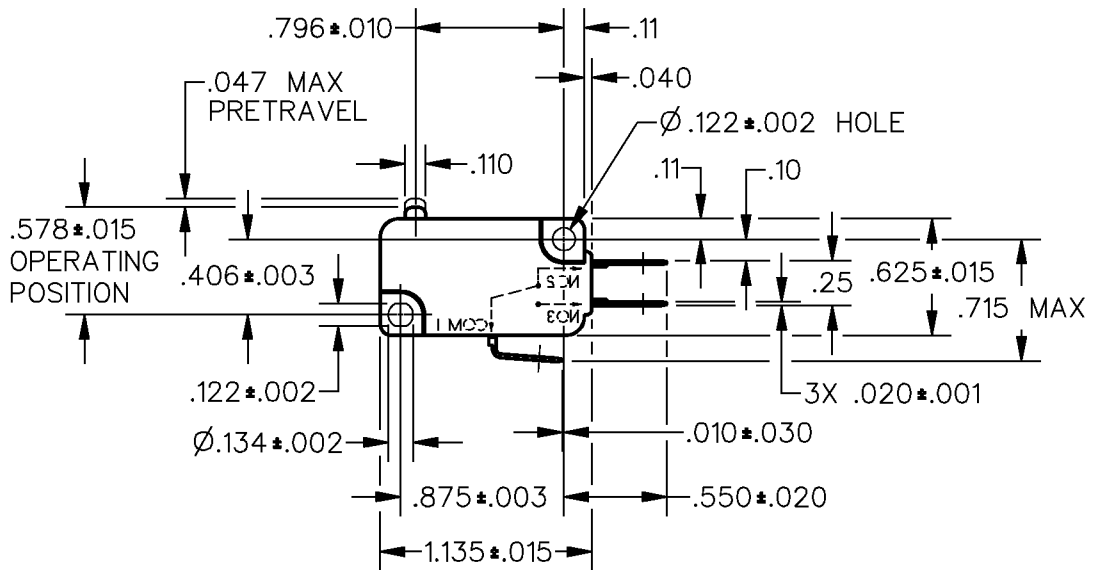
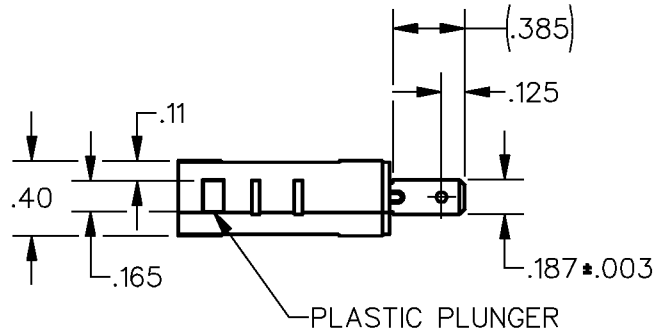
V7-1D10D8

CW-B2061

REPLACES X110332-V7

RELEASE NO. PR-23274

CATALOG LISTING  
V7-1D10D8  
PAGE 1 OF 1  
ISSUE 4



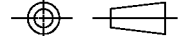
NOTES

- 1 - IN INSPECTION, DO NOT BURN OUT - GOLD CONTACTS
- 2 - IN INSPECTION, DO NOT EXCEED 10 VDC, .1A RESISTIVE LOAD
- 3 - INSPECT SWITCH RESISTANCE PER CONTROL PLAN

ANSI Y14.5M-1982 APPLIES

THIS DRAWING COVERS A PROPRIETARY ITEM AND IS THE PROPERTY OF MICRO SWITCH, A DIVISION OF HONEYWELL. THIS DRAWING IS NOT TO BE COPIED OR USED WITHOUT THE APPROVAL OF MICRO SWITCH.

THIRD ANGLE PROJECTION



CHARACTERISTICS	ELECTRICAL DATA	SCALE FULL	DO NOT SCALE PRINT
OPERATING FORCE --- 150 GRAMS MAX	CONTACT ARRANGEMENT S P D T	<b>UNLESS OTHERWISE SPECIFIED TOLERANCES ARE</b> ONE PLACE (.0) ±.030 TWO PLACE (.00) ±.015 THREE PLACE (.000) ±.005 ANGLES ± WEIGHT	
RELEASE FORCE --- 25 GRAMS MIN	L22 1A 125 VAC		
DIFFERENTIAL TRAVEL --- .002-.010			
OVERTRAVEL --- .050 MIN			
FREE POSITION --- .625 MAX			
RELEASE TRAVEL --- .010 MIN			



REVISIONS

A	CO-1 93311	
	TSM 21 OCT 98	
B	202141	04 JUN 04
	JAH 11 JAN 01	
C	0005782	
	RJ 04 JUN 04	

CHECK 04 JUN 04  
CHECK 17 DEC 97  
CHECK DCS  
CHECK 17 DEC 97  
CHECK DCS

RASTER DRAWN