

MICRO SWITCH
a Honeywell Division

FED. MFG. CODE 91929

SWITCH-BASIC

CATALOG LISTING
V7-1A17D8-057

CW-B0261

CATALOG LISTING

V7-1A17D8-057

REPLACES

RELEASE NO. PR-20339

M

ISSUE
4

CHECK

REVISIONS

A	PR-20339	D H D	9 OCT 92
B	CO-74430	D H D	24 FEB 93
C	CO-74566	D H D	30 APR 93

CHECK

16 OCT 92

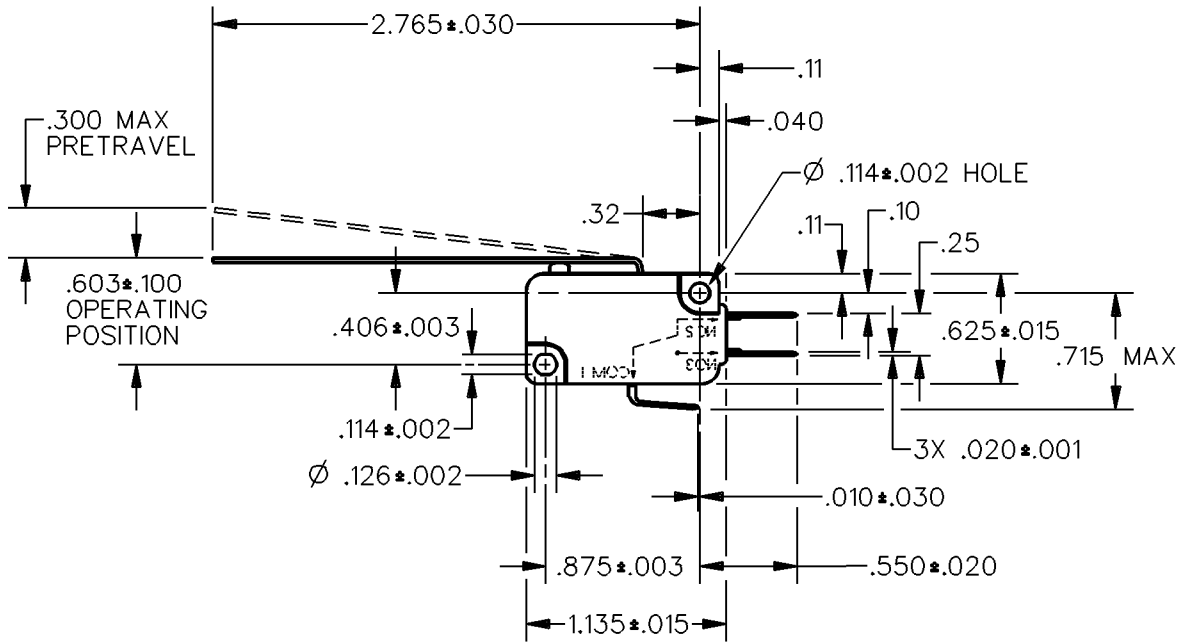
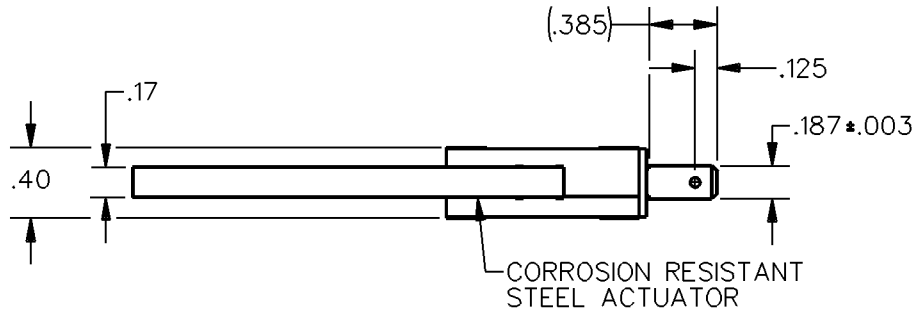
J A L

CHECK

9 OCT 92

D H D

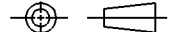
DDM/CAD
DRAWN



ANSI Y14.5M-1982 APPLIES

THIS DRAWING COVERS A PROPRIETARY ITEM AND IS THE PROPERTY OF MICRO SWITCH, A DIVISION OF HONEYWELL. THIS DRAWING IS NOT TO BE COPIED OR USED WITHOUT THE APPROVAL OF MICRO SWITCH.

THIRD ANGLE PROJECTION



CHARACTERISTICS

OPERATING FORCE	---	38 GRAMS MAX
RELEASE FORCE	---	3 GRAMS MIN
DIFFERENTIAL TRAVEL	---	.070 MAX
OVERTRAVEL	---	.145 MIN
RELEASE TRAVEL	---	.035 MIN

ELECTRICAL DATA

CONTACT ARRANGEMENT
S P D T

L162 5A 125, 250, 277 VAC
1/10HP 250 VAC



SCALE FULL

DO NOT SCALE PRINT

UNLESS OTHERWISE SPECIFIED TOLERANCES ARE

ONE PLACE (.0)	±.030
TWO PLACE (.00)	±.015
THREE PLACE (.000)	±.005

ANGLES ±

WEIGHT