

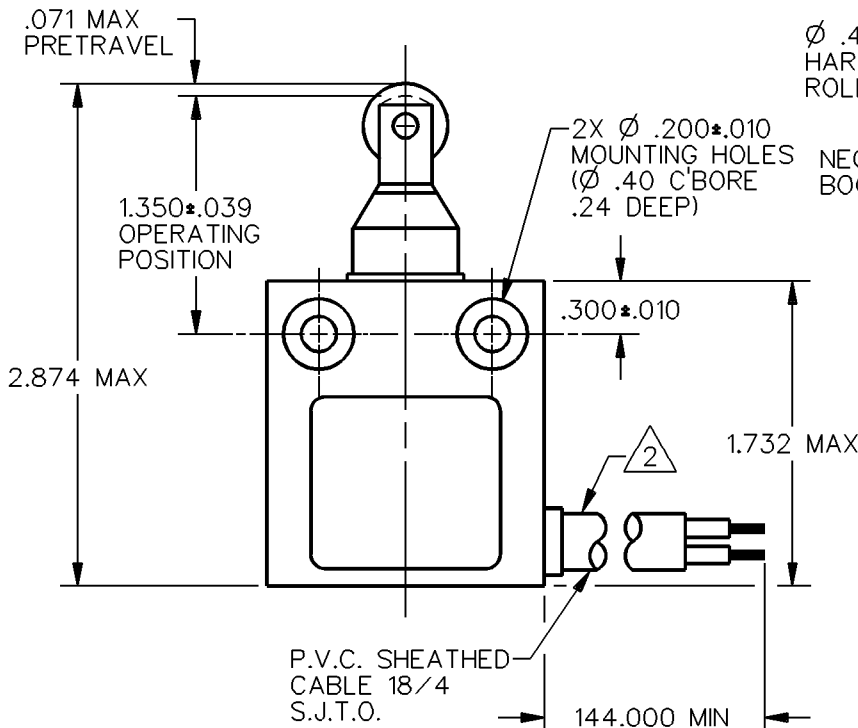
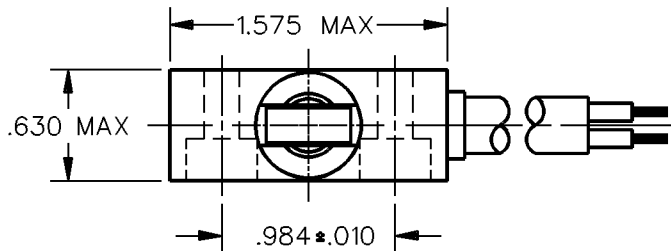
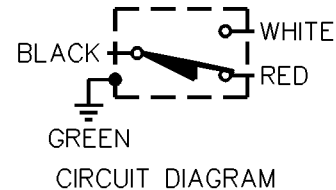
MICRO SWITCH
a Honeywell Division

FED. MFG. CODE 91929

**MINIATURE PRECISION
LIMIT SWITCH**

CATALOG LISTING

914CE31-12A

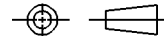


- NOTES
- 1 - ZINC HOUSING FINISHED WITH GRAY PAINT
 - 2 - SIDE EXIT CABLE

ANSI Y14.5M-1982 APPLIES

THIS DRAWING COVERS A PROPRIETARY ITEM AND IS THE PROPERTY OF MICRO SWITCH, A DIVISION OF HONEYWELL. THIS DRAWING IS NOT TO BE COPIED OR USED WITHOUT THE APPROVAL OF MICRO SWITCH.

THIRD ANGLE PROJECTION



CHARACTERISTICS	ELECTRICAL DATA	SCALE FULL	DO NOT SCALE PRINT
OPERATING FORCE — — — 5 LB MAX	CONTACT ARRANGEMENT S P D T	UNLESS OTHERWISE SPECIFIED TOLERANCES ARE	
DIFFERENTIAL TRAVEL — — — .004 MAX	5A 1/10 HP — 125 OR 250 VAC		
OVERTRAVEL — — — — — .118 MIN		ONE PLACE (.0) ±.030	TWO PLACE (.00) ±.015
		THREE PLACE (.000) ±.005	ANGLES ±
		WEIGHT	

914CE31-12A

REPLACES

RELEASE NO. PR-16350

DRAWING NUMBER

ISSUE

CHECK

REVISIONS

A CO-69061 S A V 9 OCT 91

CHECK

D D M / C A D

DRAWN

S A V 9 OCT 91

CHECK