

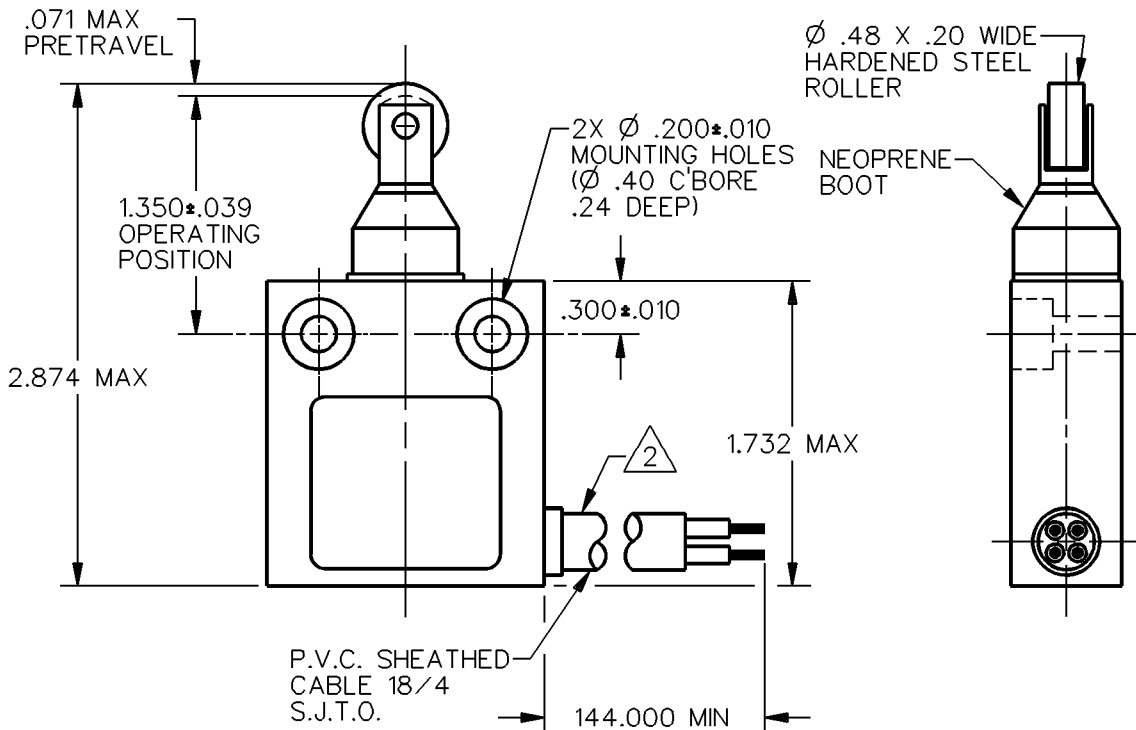
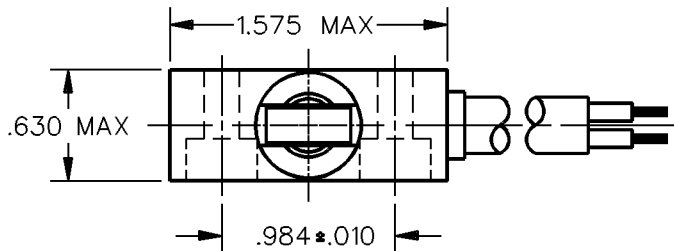
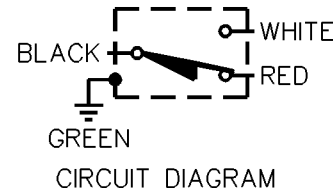
MICRO SWITCH
a Honeywell Division

FED. MFG. CODE 91929

**MINIATURE PRECISION
LIMIT SWITCH**

CATALOG LISTING

914CE31-12A



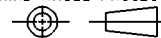
NOTES

- 1 - ZINC HOUSING FINISHED WITH GRAY PAINT
- 2 - SIDE EXIT CABLE

ANSI Y14.5M-1982 APPLIES

THIS DRAWING COVERS A PROPRIETARY ITEM AND IS THE PROPERTY OF MICRO SWITCH, A DIVISION OF HONEYWELL. THIS DRAWING IS NOT TO BE COPIED OR USED WITHOUT THE APPROVAL OF MICRO SWITCH.

THIRD ANGLE PROJECTION



CHARACTERISTICS	ELECTRICAL DATA	SCALE FULL	DO NOT SCALE PRINT
OPERATING FORCE — — — 5 LB MAX DIFFERENTIAL TRAVEL — — — .004 MAX OVERTRAVEL — — — — — .118 MIN	CONTACT ARRANGEMENT S P D T 5A 1/10 HP — 125 OR 250 VAC	UNLESS OTHERWISE SPECIFIED TOLERANCES ARE	
		ONE PLACE (.0)	±.030
		TWO PLACE (.00)	±.015
		THREE PLACE (.000)	±.005
		ANGLES	±
		WEIGHT	



914CE31-12A
M
DRAWING NUMBER
2
ISSUE
REVISIONS
A CO-69061
S A V
9 OCT 91
CHECK
CHECK
CHECK
D D M / C A D
DRAWN
S A V 9 OCT 91
CHECK
REPLACES
RELEASE NO. PR-16350