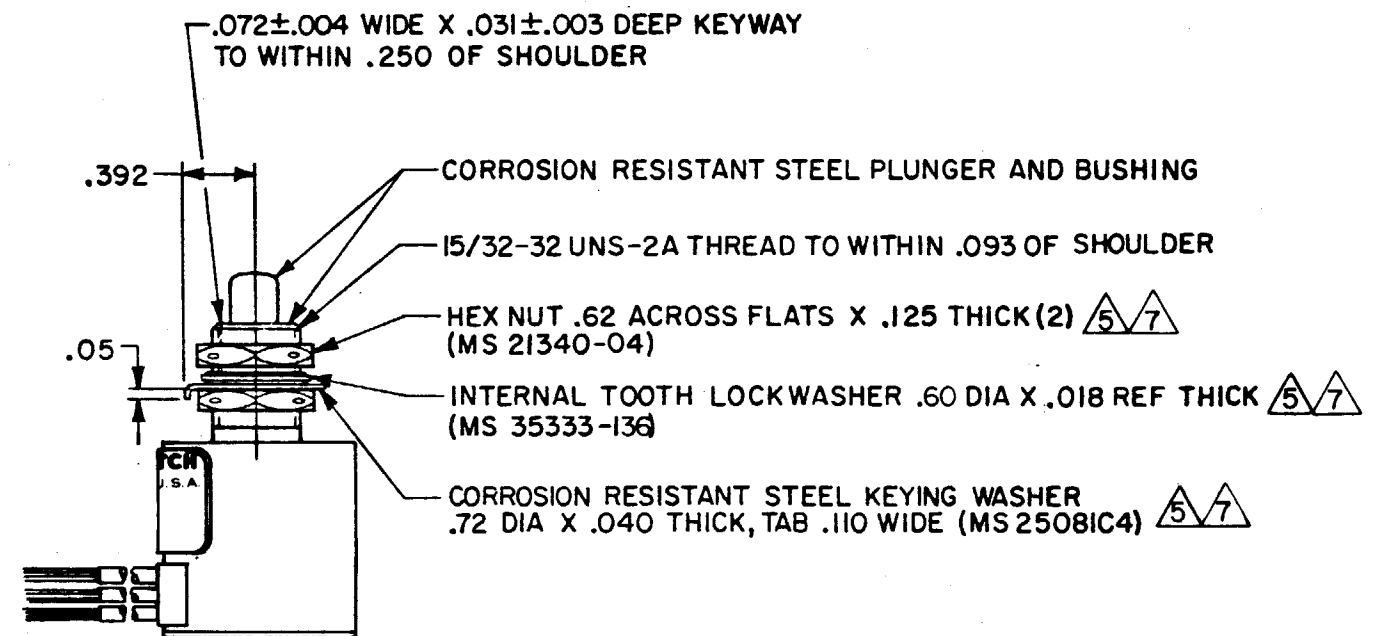
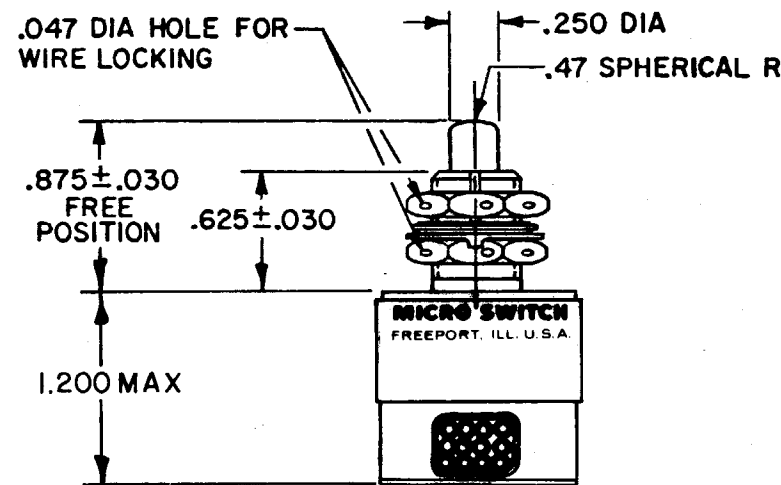
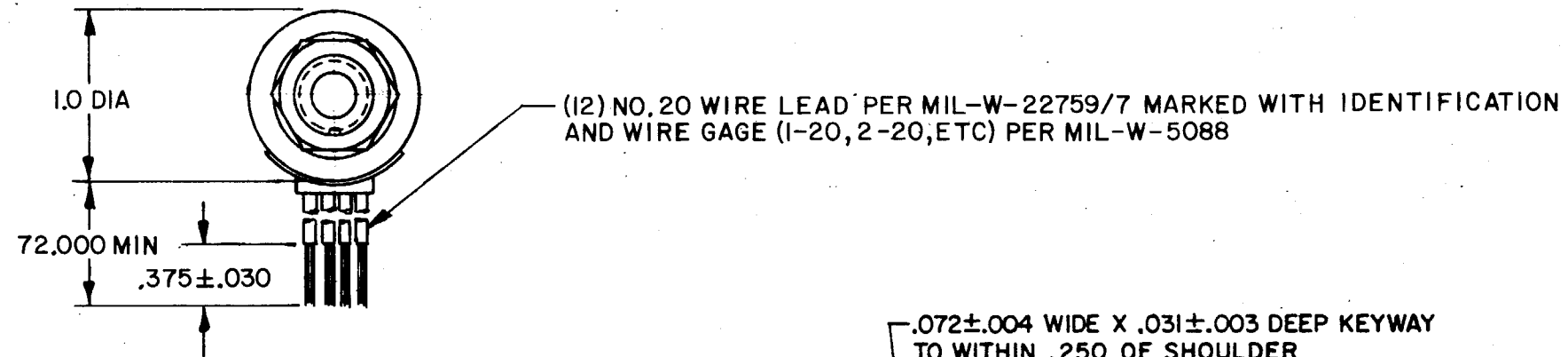
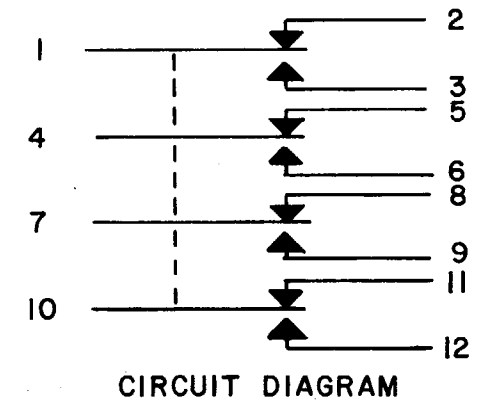


MICRO SWITCH
 FREEPORT, ILLINOIS, U.S.A.
 A DIVISION OF HONEYWELL
 FED. MFG. CODE 91929

SWITCH-ENCLOSED

CATALOG LISTING
604EN1-6
 MILITARY STDS PART NO.
 MS27240-2



604EN1-6
 M
 DRAWING NUMBER
 18
 ISSUE
 16
 REVISIONS
 A NEW DWG 03 44 78
 B CO47573 J A P 7 AUG 80
 C CO49806 D J W 23 SEPT 80
 D CO57370 T S K 16 MAY 85
 E 75787-C D A W 16 MAY 94
 CHECK
 27 NOV 78
 6LH
 11 NOV 78
 DRAWN
 T R F
 FO-52851-A

THIS DRAWING COVERS A PROPRIETARY ITEM AND IS THE PROPERTY OF MICRO SWITCH, A DIVISION OF HONEYWELL. THIS DRAWING IS NOT TO BE COPIED OR USED WITHOUT THE APPROVAL OF MICRO SWITCH.		THIRD ANGLE PROJECTION	SCALE FULL
CHARACTERISTICS		ELECTRICAL DATA	
OPERATING FORCE ----- 6-12 LB		CONTACT ARRANGEMENT S P D T (4)	
FULL OVERTRAVEL FORCE ---- 30 LB MAX		28 VDC	
RELEASE FORCE ----- 4 LB MIN		LOAD	SEA LEVEL 50,000 FT.
PRETRAVEL ----- .040 MAX		RES	7 7
DIFFERENTIAL TRAVEL ----- .020 MAX		IND	4 2.5
OVERTRAVEL ----- .125 MIN		MOTOR	4 4 Δ
		WEIGHT .85 LB	

- NOTES**
- CORROSION RESISTANT STEEL ENCLOSURE
 - SWITCH SEALED PER MIL-S-8805 SYMBOL 4
 - COINCIDENCE OF OPERATING AND RELEASING POINTS: .010 INCH OF PLUNGER TRAVEL
 - CIRCUIT DIAGRAM, CATALOG LISTING, AND MILITARY STANDARDS PART NO. MS27240-2 ARE SHOWN ON NAMEPLATE
- Δ 5 REPLACEMENT MOUNTING HARDWARE - PACKET 19PA9
 Δ 6 APPLICATION INFORMATION ONLY
 Δ 7 HARDWARE MAY BE PACKAGED UNASSEMBLED PER MIL-S-8805