

Honeywell

FED. MFG. CODE 91929

SWITCH - BASIC

CATALOG LISTING

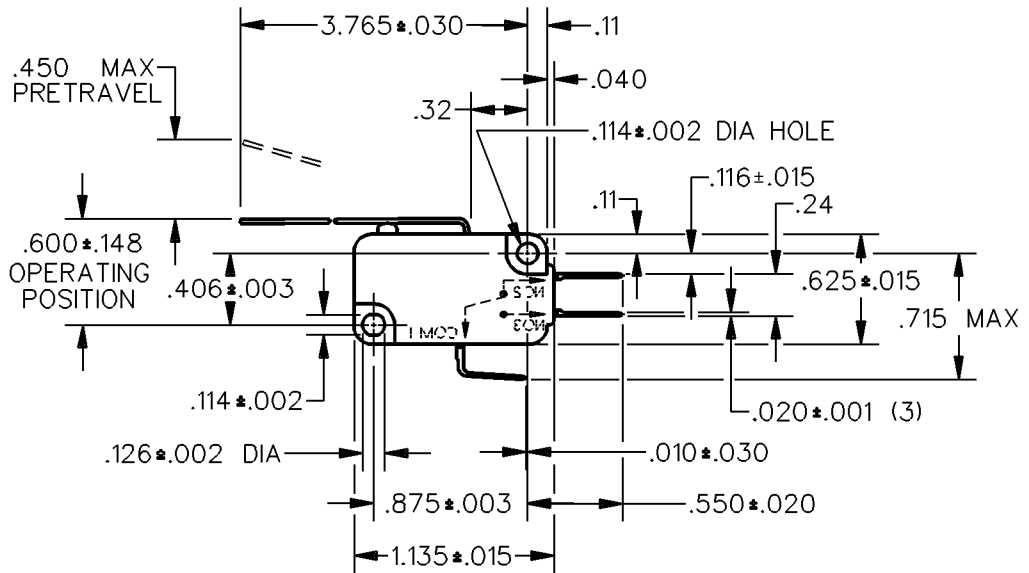
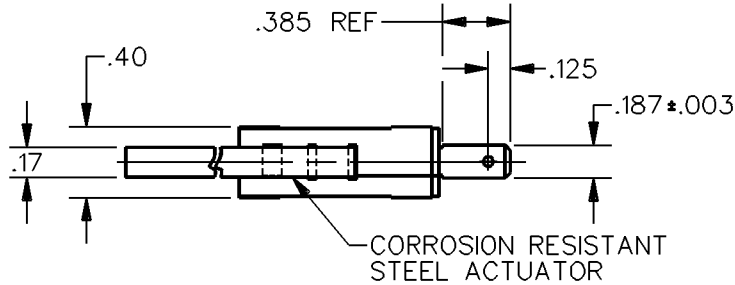
V7-6C17D8-162

CW-C6022

CATALOG LISTING
V7-6C17D8-162
 ISSUE **M**
8
 REVISIONS

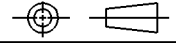
A	PR 16980	11JUL08
WJM 16 DEC 88		
B	CO 66350	
JAP 20 SEP 89		
C	CO-73424	
JWB 5 NOV 92		
D	CO-74165	
D H D 28 DEC 92		
E	CO-76430	
JWB 4 NOV 93		
F	0041190	
PK 11JUL08		
G	0086919	
VKR 28FEB12		

 CHECK
 11JUL08
 8 DEC 88
 8 DEC 88
 RASTER
 DRAWN
 WJM 8 DEC 88
 RELEASE NO. PR-16980
 REPLACES



THIS DRAWING COVERS A PROPRIETARY ITEM AND IS THE PROPERTY OF HONEYWELL. THIS DRAWING IS NOT TO BE COPIED OR USED WITHOUT THE APPROVAL OF HONEYWELL.

THIRD ANGLE PROJECTION



CHARACTERISTICS	ELECTRICAL DATA	SCALE	DO NOT SCALE PRINT
OPERATING FORCE — — — — 3 OZ MAX	CONTACT ARRANGEMENT S P D T	—	UNLESS OTHERWISE SPECIFIED TOLERANCES ARE
DIFFERENTIAL TRAVEL — — — .156 MAX	L215	ONE PLACE (.0)	±.030
OVERTRAVEL — — — — .142 MIN	15.1A 1/2HP 125, 250 OR 277 VAC	TWO PLACE (.00)	±.015
RELEASE TRAVEL — — — — .032 MIN	1/2A 125 VDC	THREE PLACE (.000)	±.005
	1/4A 250 VDC; 5A 125 VAC "L"	ANGLES	±
		WEIGHT	