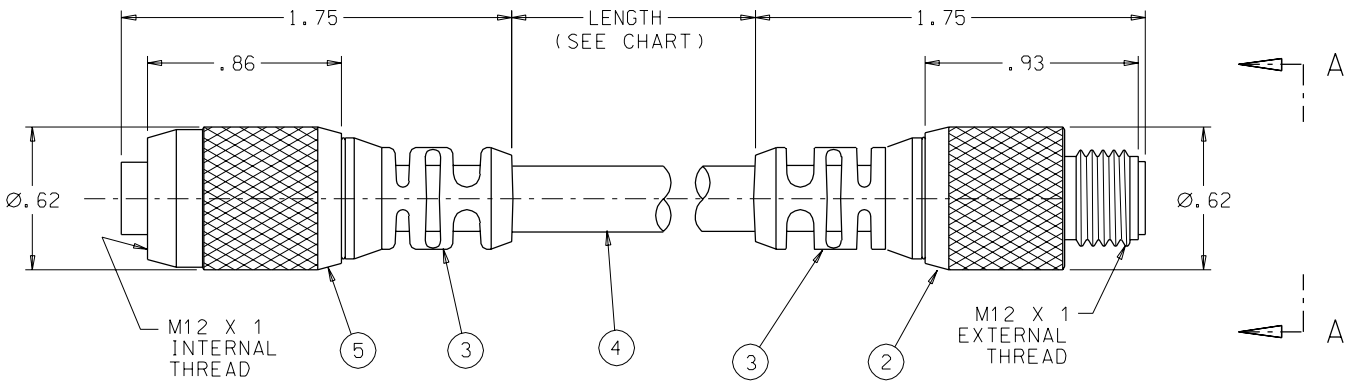
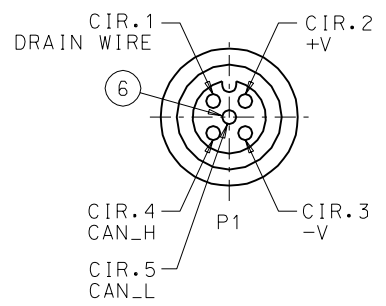
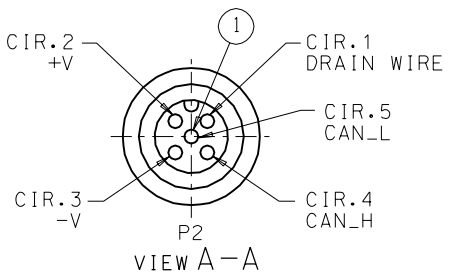


PART NO.	LENGTH
848546001	1' 0"
848546002	2' 0"
848546003	3' 0"
848546006	6' 0"
848546009	9' 0"
848546010	10' 0"
848546012	12' 0"
848546016	16' 0"
848546020	20' 0"
848546030	30' 0"
848546033	33' 0"

REV	DATE	ECN NO.	APPVD BY	REL BY
D	11-27-00	UM2001-0159	FVW	
E	1-25-01	UM2001-0198		



P1		P2
1	DRAIN	1
2	RED	2
3	BLK	3
4	WHT	4
5	BLU	5

WIRING DIAGRAM

ITEM	QTY	DESCRIPTION	MATERIAL/FINISH
6	5	CONTACT, SOCKET	CU ALLOY/GOLD PLATED
5	1	COUPLING RING, INT. THREAD	BRASS/NICKEL PLATED
4	1	CABLE, THIN (DROP)	PVC JACKET/COLOR:GRAY
3	2	MOLDED BODY	PVC/COLOR:GRAY
2	1	COUPLING RING, EXT. THREAD	BRASS/NCKEL PLATED
1	5	CONTACT, PIN	CU ALLOY/GOLD PLATED

<b>QUALITY SYMBOLS</b> MAJOR = CRITICAL = SPC =	UNLESS SPECIFIED: ALL DIMENSIONS IN INCHES  GENERAL TOLERANCES: 3 PLACE ±.005 2 PLACE ±.01 ANGULAR ±2°	SCALE -- DWG SIZE B DRAWN BY & DATE DW 2-3-98 CHECKED BY & DATE DW 2-3-98 APPROVED BY & DATE DW 2-3-98	THIRD ANGLE PROJECTION REVISE ON CAD ONLY  TITLE: MICRO-C, PLUG, MALE/FEMALE, 5 POLE, THIN, DEVICE NET
	Uti-Mate CAGE CODE 58967	MOLEX INCORPORATED Orange, CA 92868	PART NO. SEE CHART DRAWING NO. SD-84854-6000 SHEET NO. 1 OF 1
	THIS DRAWING CONTAINS INFORMATION THAT IS PROPRIETARY TO MOLEX INCORPORATED AND SHOULD NOT BE USED WITHOUT WRITTEN PERMISSION.		
	REV E		