

Explorer 16/32 Development Board


Part Number: DM240001-2

BUY
IT NOW



Share

The Explorer 16/32 Development Board is a flexible and convenient development, demonstration and testing platform for 16-bit PIC24 MCUs, dsPIC® DSCs and 32-bit PIC32 MCUs from Microchip Technology. It features all the necessary hardware to begin developing and debugging a complete embedded application. The board accepts Processor Plug-In Modules (PIMs) designed for the Explorer 16 or Explorer 16/32 development board for easy device swapping. In addition to the hardware features provided by the board, hardware expansion is possible through the use of PICTail™ Plus daughter cards and mikroBUS™ accessory boards. Coupled with the integrated PICkit™-On-Board (PKOB), MPLAB ICD 3 In-Circuit Debugger or MPLAB REAL ICE™ real-time emulation and debug facilities enable faster evaluation and prototyping of application.



Explorer 16/32 Development Board offers only the main board, giving the option to customize the other necessary components. Choose PIM of your choice based on MCUs and DSCs under consideration from wide range of [Processor Plug-In Modules](#). This board is optimal for customers migrating from Classic Explorer 16 to new Explorer 16/32 platform, while all the necessary additional components like [Processor Plug-In Modules](#) and [PICTail™ Plus Daughter Boards](#) are already available

Also read about [Explorer 16/32 Development Kit](#)

Backwards Compatibility

Explorer 16/32 Development Board is completely backwards compatible with the Classic Explorer 16 Development Board (DM240001 and DM240002) and its associated ecosystem that include:

- Processor Plug-In Modules (PIMs)
- PICTail™ Plus Daughter Boards
- Code Examples, Prototypes and Software Libraries developed on Classic Explorer 16 development Board

Use all of existing codes, libraries, prototypes, PIMs and the PICTail Plus daughter cards interfaced via side PICTail Plus connector directly. Re-use the PICTail Plus daughter cards interfaced via vertical PICTail Plus connector using additional [PICTail Plus Expansion Board \(AC240100\)](#)

Getting Started

- Read the Explorer 16/32 User's Manual (available at Documentation and Software section of this page)
- Download the free [MPLAB X IDE](#)
- Download the suitable [MPLAB XC Compiler](#)










- Download and unzip the appropriate firmware demo code (available at Documentation & Software section of this page)

Features Package Contents Related Tools Accessories Support

- 100 pin Plug-In Module (PIM) socket, supporting a wide variety of 16-bit and 32-bit PIC® MCUs and dsPIC® DSCs
- Power supply
 - USB Power through PICkit™-On-Board (PKOB), USB Type-C™ or USB-Serial Converter
 - 9-15V DC Power Supply
- On board USB to UART/I2C™ adapter for data exchange with PC/Mac/Linux based host
- USB Type-C™ (host/device) and Type-A (host) support for applications using USB microcontroller
- Hardware functionality extension by attaching accessory boards via
 - PICtail™ Plus interface
 - 2x MikroElektronika mikroBUS™ interface
 - 2x Digilent Pmod™ footprint
- Alpha-numeric 16 x 2 LCD display, 8x User LEDs, 4x Push Buttons, 10k potentiometer
- Microchip's TC1047A high accuracy, analog output temperature sensor
- Programmer/Debugger
 - Integrated USB programmer/debugger - PICkit™-On-Board (PKOB)
 - Interfaces to MPLAB ICD 3, MPLAB REAL ICE™, PICkit™ 3
- Support for all the existing and new PICtail™ Plus Daughter Cards
 - Interface PICtail™ Plus Daughter Cards connected via side PICtail™ Plus connector directly
 - Interface PICtail™ Plus Daughter Cards connected via vertical PICtail™ Plus connector through additional accessory - [PICtail™ Plus Expansion Board](#)

Documentation & Software

[Back To Top](#)

Documents	Last Updated	Size	
Explorer 16/32 Click Board Demo Code	8/29/2016 10:18:01 AM	3MB	
Explorer 16/32 Board Demo Code	8/29/2016 10:16:45 AM	813KB	
Explorer 16/32 Development Board Sell Sheet	8/12/2016 2:07:47 PM	1MB	
Explorer 16/32 User's Guide	8/12/2016 1:41:45 PM	0KB	
Explorer 16/32 Bill of Materials	8/12/2016 1:41:45 PM	36KB	
Explorer 16/32 Schematics	8/12/2016 1:40:59 PM	1MB	
Truly's LCD 16x2 3.3V Module Specifications (TSB1G7000-E)	2/18/2013 10:33:56 AM	883KB	
Novatek's Single-Chip 16C X 2L Dot-Matrix LCD Controller / Driver (NT7603)	1/28/2010 3:59:20 PM	305KB	
100-pin Plug-In Module (PIM) Dimensions	9/29/2009 7:00:22 AM	14KB	

Explorer 16/32 Development Board Related Videos.

You need to have the Adobe Flash Player to view this content.

Please click here to continue.



[Products](#) | [Applications](#) | [Design Support](#) | [Training](#) | [Sample and Buy](#) | [About Us](#) | [Contact Us](#) | [Legal](#) | [Investors](#) | [Careers](#) | [Support](#)

©Copyright 1998-2016 Microchip Technology Inc. All rights reserved. Shanghai ICP Recordal No.09049794