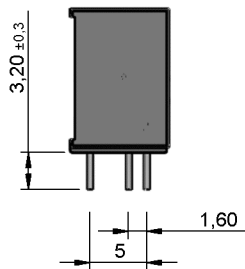
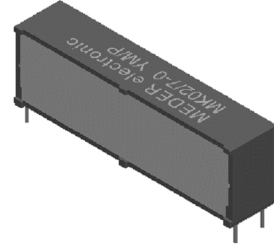
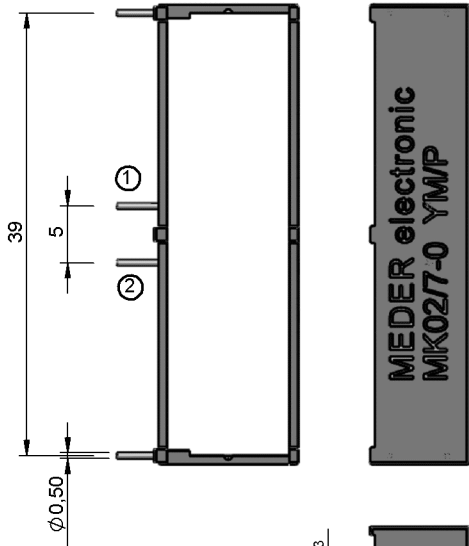
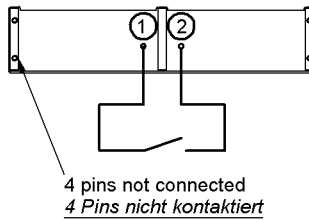


Dimensions mm[inch]
 tolerances acc. to DIN ISO 2768-m
 Toleranzen gem. DIN ISO 2768-m

Isometric
 Scale 1:2
 Maßstab 1:2



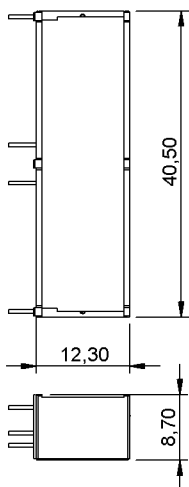
Schematic



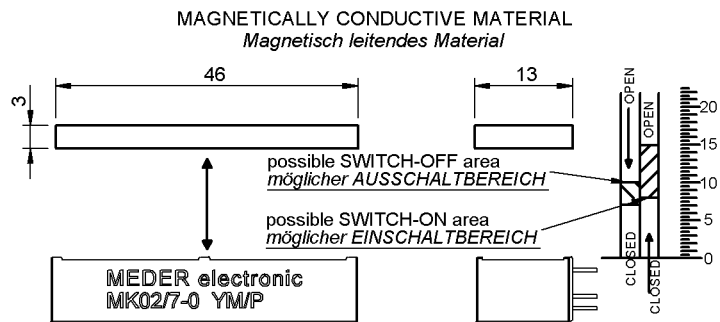
Marking
 according to EN60062/factory code
 gem. EN60062/Fertigungsstätte



Housing



Switching distances





Europe: +49 / 7731 8399 0 | Email: info@meder.com
 USA: +1 / 508 295 0771 | Email: salesusa@meder.com
 Asia: +852 / 2955 1682 | Email: salesasia@meder.com

Item No.:
2227000000
 Item:
MK02/7-0

Products for tomorrow...

Preliminary Datasheet

MK02/5 print version, Annäherung seitlich

Magnetic properties	Conditions	Min	Typ	Max	Unit
Pull in	at 20°C	7		10	mm
Drop out	at 20°C	8		15	mm
Test equipment		SV 045			

Special Product Data	Conditions	Min	Typ	Max	Unit
Contact - form		A - NO			
Contact rating	Any DC combination of V & A not to exceed their individual max.'s			10	W
operating voltage	DC or Peak AC			200	V
operating ampere	DC or Peak AC			0,5	A
Switching current	DC or Peak AC			0,4	A
Sensor-resistance	measured with 40% overdrive Sensor deactivated			150	mOhm
Housing material		PBT glass fibre reinforced			
Case color		black			
Sealing compound		Polyurethan			

Environmental data	Conditions	Min	Typ	Max	Unit
Operating temperature		-30		80	°C
Storage temperature		-30		80	°C