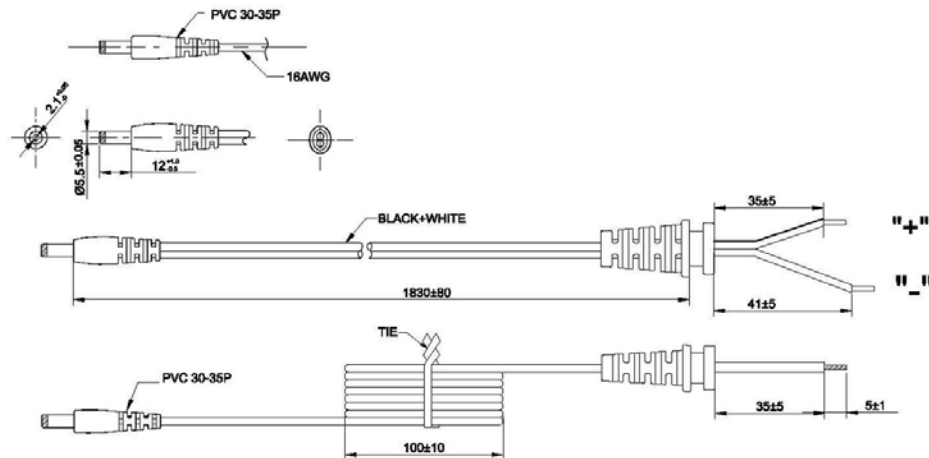
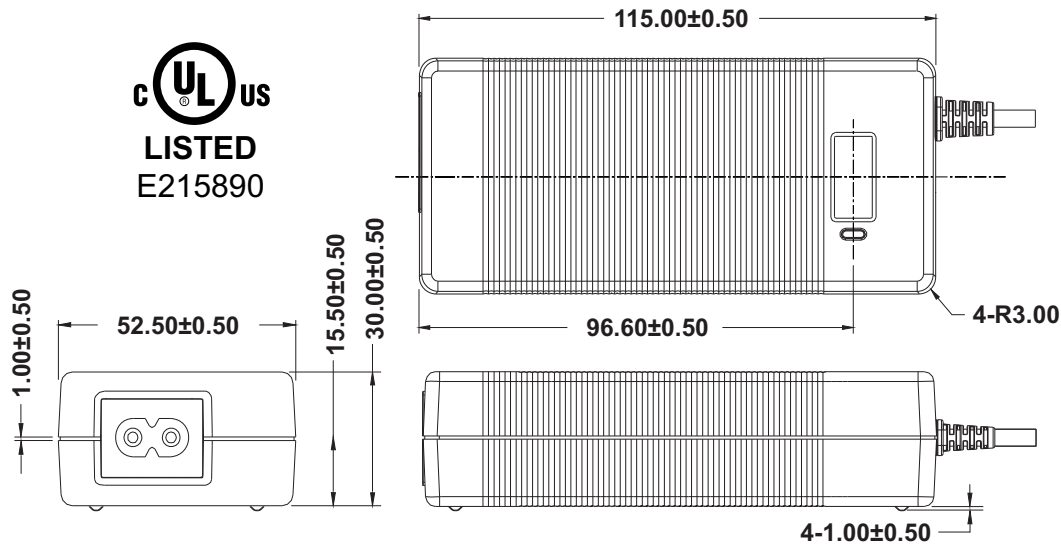



  
**UL** US  
**LISTED**  
**E215890**



**NOTE**

- 1) WIRE TYPE: VW-1 80°C 300V L=6FT(1830mm) 2468 16AWG 2C BLACK+WHITE  
BLACK and WHITE---Positive BLACK---Negative
- 2) THE POLARITY: 
- 3) PAHS+REACH+ROHS

**NOTE:**

- 1) Case cover & chassis material:  
SE-1/SE-100 BLACK
- 2) AC PIN MATERIAL: BRASS (Ni PLATED)
- 3) ROHS

**Electrical Specification**

**Input:**

Rate Input Voltage:	100-240VAC
Operating Range:	90-264VAC
Rated Input Current:	1.2A Max.
Rated Input Frequency:	50/60Hz ± 3Hz
Maximum Input Power:	71.43W
Input Current (No Load):	≤ 55mA
Power Cons. (No Load):	Max. 0.5W

**Output:**

Voltage:	12VDC
Minimum Load Current:	0.05A
Rated Load Current:	5A
Output Power:	60W

Dimensions:	115 x 52.5 x 30 mm
Weight:	205 g (Max.)
Operating Temperature:	0°C ~ 40°C
Storage Temperature:	-20°C ~ 80°C
Operating Humidity:	10% ~ 90% (Non Condensing)

<b>TITLE SWITCHING POWER SUPPLY</b>		<b>SCALE</b>
<b>12VDC / 5A</b>		<b>NTS</b>
<b>DRAWING NO.</b>	<b>68-1250PS</b>	
		<b>UNITS mm</b>
<b>FILE NAME</b>	<b>68-1250PS.pdf</b>	<b>SHEET 1/1</b>



**Mode Electronics Part Number 68-1250PS-1**