

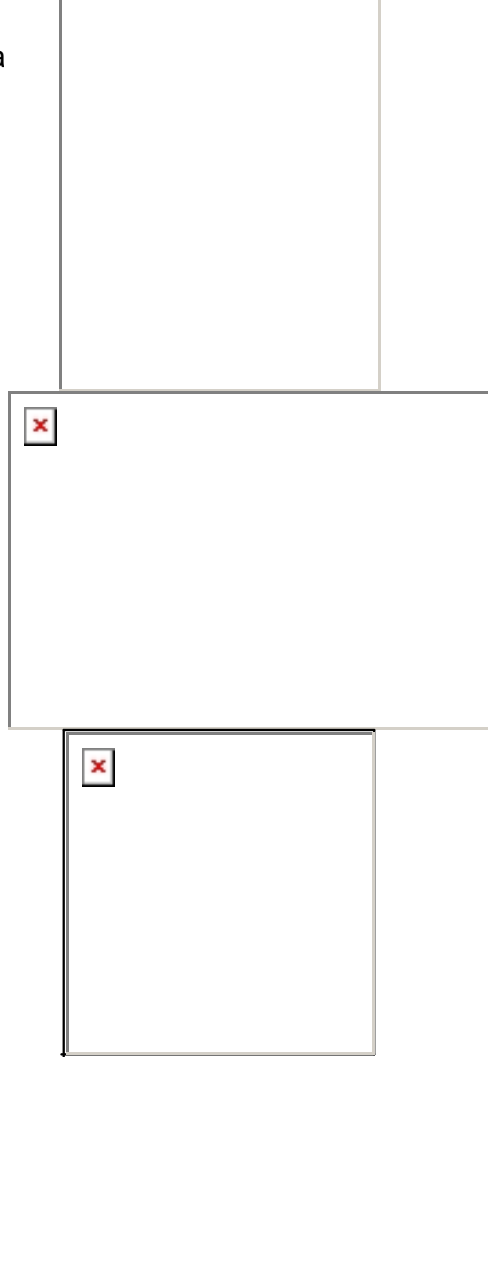
Search  Products

### Top Options - **UPDATED!**

Top options accept 4 1/2", low-profile 6" or 10" fans for Active thermal management. Vented pagoda tops maintain enclosure temperatures through natural convection while minimizing the amount of and debris that can fall into the rack, and adds 2" to the top of the rack. Solid, slot pattern vented, vented and cable ladder adapter tops also available. All tops (excluding MW and MWLA) include a removable two space service plate. Allows removal of top without disrupting cable bundles.

Fits WR, WRK, MRK, VRK, VMRK, DRK Part #	Fits WMRK, ERK, SCRK Part #*	Style
MW-4FT	ERK-4FT*	mounts four (MW4FT) or three (ERK4FT) 41/2" fans
MW-6FT	ERK-6FT	mounts three (MW6FT) or two (ERK6FT) 6" fans
MW-10FT	ERK-10FT*	mounts one 10 fan
MW-VT	ERK-VT*	slot pattern vented
MW-DT <b>NEW</b>	ERK-DT <b>NEW</b>	Duct cool adapter
MW-LVT	--	large perf vented, 64% open area
MW-ST	ERK-ST*	solid
MW-LA	--	accepts 6, 9" and 12" cable ladders
MV-PVTxx	--	vented pagoda top; MRK, VRK, VMRK only

NOTE: black finish is standard, for granite gray finish, suffix part number with 'G' for light gray suffix with 'LG xx = depth of MRK, VRK and VMRK only (23", 36" or 42")



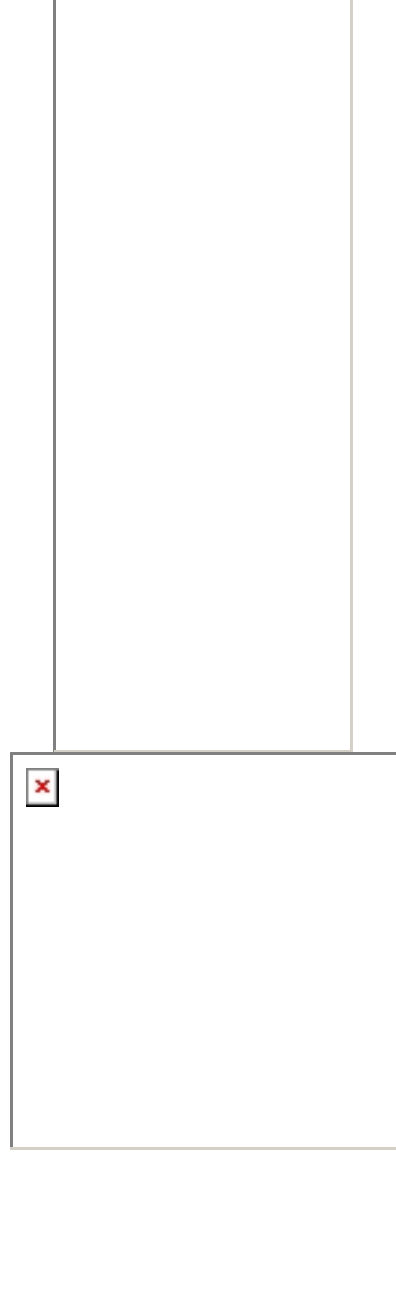
### Integrated Fan Tops

### Universal Front Doors

Offered in lightly smoked plexiglass, fully vented, vented plexiglass, large perforated vented and solid configurations. Beveled corners provide a stylistically modern appearance, while hinging either left or right. Large perf door has 68% open area, regular perf vented doors have 22% open area. Black powder coat finish. Includes keylock.

Part # (fits WRK/ MRK/ VRK/ VMRK/ ERK/ DWR/ SR)					Number of Rack spaces
Solid Door	Plexi Door	64% Open Area Door	25% Open Area Door	Plexi Vented Door	
FD-54	PFD-54		VFD-54	-	54
FD-46	PFD-46		VFD-46	-	46
FD-44	PFD-44	LVFD-44	VFD-44	PVFD-44	44
FD-40	PFD-40	LVFD-40	VFD-40	-	40
FD-37	PFD-37	LVFD-37	VFD-37	-	37
FD-35	PFD-35	LVFD-35*	VFD-35	-	35
FD-27	PFD-27		VFD-27	-	27
FD-24	PFD-24	LVFD-24*	VFD-24	-	24
FD-21	PFD-21	LVFD-21*	VFD-21	-	21
FD-18	PFD-18	LVFD-18*	VFD-18	-	18
FD-16	PFD-16	LVFD-16*	VFD-16	-	16
FD-12	PFD-12	LVFD-12*	VFD-12	-	12
FD-10	PFD-10	LVFD-10*	VFD-10	-	10

\* Black finish is standard, for granite gray finish suffix with 'GY'




### Universal Side Panels

Our SPN series side panels fit all WRK, MRK, VMRK and VRK, series enclosures. These side panels feature stylish beveled corners to match the aesthetics of the enclosure, easily lift on and off, and an internal locking kit. Black textured powder coat finish. Sold in pairs.

Part #	Fits WRK, MRK, DRK, VRK, VMRK
SPN-54-312	fits VMRK-54 only (4 pcs.)
SPN-54-36	fits VMRK-54-36 only (4 pcs.)
SPN-44-36	fits MRK-4436 and DRK-4436
SPN-40-36	fits MRK-4036
SPN-44-312	44 space 31" and 32" deep
SPN-40-312	40 space 31" and 32" deep
SPN-37-312	37 space 31" and 32" deep
SPN-24-312	24 space 31" and 32" deep
SPN-44-267	44 space 26" and 27" deep
SPN-40-267	40 space 26" and 27" deep
SPN-40-423	40 space 42" and 43" deep
SPN-37-267	37 space 26" and 27" deep
SPN-24-267	24 space 26" and 27" deep
SPN-44-423	44space 42" and 43" deep

User-installed keylock option for additional security now standard on all universal side panels



### Inner Platform Base & Caster Base

#### Inner Platform Base

Provides a handy platform flush with bottom rackspace for supporting heavy equipment and mounting electrical boxes. Fits inside rack.

#### Caster Base

With a 1300 lb. capacity, our commercial grade caster bases are equipped with heavy duty 3" swivel wheels and are UL listed in the US and Canada. NEW fine floor caster bases now available 700 lb. weight capacity. Each base comes with its wheels preinstalled to save time, fits inside rack raises total rack height only 3/4" (CBS-ERK raises the rack 3/4"). Caster base works with LF leveling feet.

Note: Inner platform base and caster base do not fit VMRK and VRK-44-31H racks.

Caster Base Part #	Fine Floor Caster Base	Inner Platform Base Part #	Fits
CBS-WRK-32	CBS-WRK-32R	BS-WRK-32	WRK 32" deep
CBS-WRK-27	CBS-WRK-27R	BS-WRK-27	WRK 27" deep
CBS-MRK-36	CBS-MRK-36R	BS-MRK-36	MRK 36" deep
CBS-MRK-42	-	BS-MRK-42	MRK 42" deep
CBS-MRK-31	CBS-MRK-31R	BS-MRK-31	MRK 31" deep
CBS-MRK-26	CBS-MRK-26R	BS-MRK-26	MRK 26" deep
CBS-DRK-31	-	-	DRK 31" deep
CBS-DRK-36	-	-	DRK 36" deep
CBS-ERK-20	CBS-ERK-20R	-	ERK 20" deep
CBS-ERK-25	CBS-ERK-25R	-	ERK 25" deep


#96-936 [Download or view PDF file](#)



### High CFM Split Rear Doors - **NEW!**

Protect equipment from the damaging effects of heat from servers, Network DVR's with the adjustable 6 fan High CFM Rear Door. This cupboard style split rear door pulls hot air from the rear cabinet and directs it up towards return air ducts. Fan placement is adjustable for optimal airflow up to 10 additional fans can be added for 3,520 CFM of free air movement. Two adjustable half blank panels included for versatile fan arrangement. Additional half blank panels are available for greater control of fan placement.

Part #	Fits	Additional 1/2 Blank Panels (qty. of 4)	Free Air CFM
MW-CFRD-45	45 rackspace WMRK	MW-CFRD-1/2PNL-45	1,320
MW-CFRD-44	44 rackspace WRK SA, WRK, MRK, VRK	MW-CFRD-1/2PNL-44	1,320
MW-CFRD-42	42 rackspace WMRK	MW-CFRD-1/2PNL-42	1,320
D-CFRD-44	44 rackspace DRK	DCFRD-1/2PNL-44	1,320
MWCFRD-FKIT	Additional 6" fan for MW-CFRD	-	220



Directs airflow upward towards return air ducts


#96-01093 [Download or view PDF file](#)

### Universal Vented Rear Doors

Substitute a vented rear door for a solid rear door in selected sizes. Black textured powder coat finish provides a vented rear door (VRD). Fully vented rear doors have 64% open area. Fully vented split rear doors with 3 point latch offer 76% open area and require less floor space when accessing rear equipment connections.

Top & Bottom Vented Rear Door*	<b>NEW</b> Fully Vented Split Rear Door*	Fully Vented Rear Door*	Top & Bottom Vented Rear Door**	Rackspaces
MW-VRD-44	MW-CLVRD-44	MW-LVRD-44	ERKVRD-44	44
-		MW-LVRD-40	ERKVRD-40	40
-		-	ERKVRD-35	35
-		-	ERKVRD-27	27
-		-	ERKVRD-21	21
-		-	ERKVRD-18	18

\* Fits WRK, MRK Series enclosures  
\*\* Fits ERK Series enclosures only



Fully vented split rear door saves space when working behind the rack

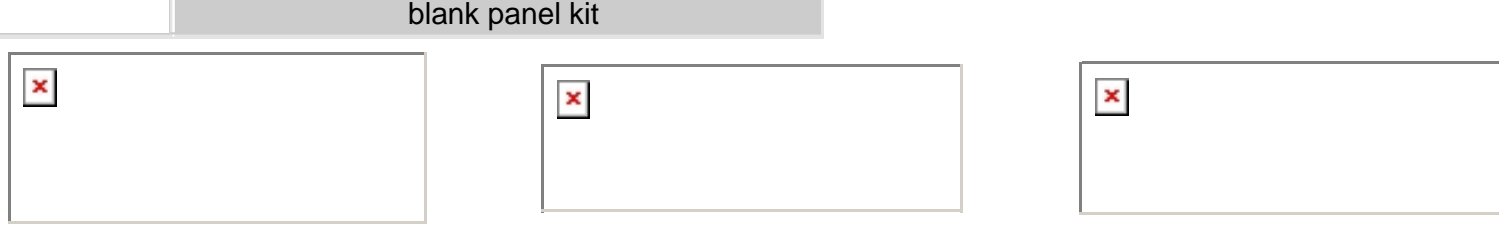
### Selectively Vented Rear Door

The rear doors on our enclosures are now configurable for enhanced thermal management

- 2 Door configurable to provide additional thermal management
- 2 Field configurable to easily accommodate changing requirements
- 2 Fan, vent and filter kits available to solve both active and passive thermal management challenges
- 2 For **WRK**, **MRK**, and **ERK** series enclosures

For more information, please download our [Thermal Management Guide](#)


Part #	Description
KO-AWFP2	fan kit, includes two fans
KO-VT3	vent panel kit
KO-FILTER3	filter kit
KO-WSB3	blank panel kit



### Rack Base Templates

Use these handy bottom templates for installation of floor anchor bolts prior to the arrival of the racks. Conveniently keyed to interlock, use two and "leapfrog" them to layout entire bays of rack


Part #	Description
WRK-TEMP-27	bottom template for WRKX-27
WRK-TEMP-32	bottom template for WRKX-32
MRK-TEMP-26	bottom template for MRKX-26
MRK-TEMP-31	bottom template for MRKX-31
MRK-TEMP-36	bottom template for MRKX-36



### **NEW!** Rail Bracket Adaptors

Adaptors allow for mounting of rack panels or electronics vertically between rail brackets. Each adaptor mounts a single panel.

Part #	Description	Fits
RBA-W44-1	1 Space	44 space WRK
RBA-W44-2	2 Space	44 space WRK
RBA-W44-3	3 Space	44 space WRK
RBA-MV44-1	1 Space	44 space MRK/VRK/DRK
RBA-MV44-2	2 Space	44 space MRK/VRK/DRK
RBA-MV44-3	3 Space	44 space MRK/VRK/DRK



### **NEW!** Door / Status Sensor

Mounts to any Middle Atlantic Solutions front and rear doors and provides contact closure notification at open/close door events. Requires connection to system that senses contact closure

Part #	Quantity
DCS	1
DCS-10	10

