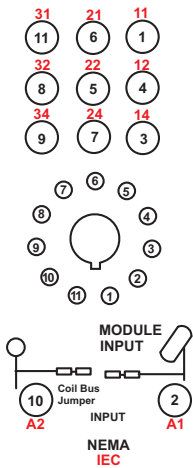
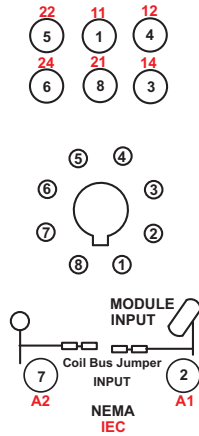


## Wiring Diagrams

70-750EL11-1



70-750EL8-1

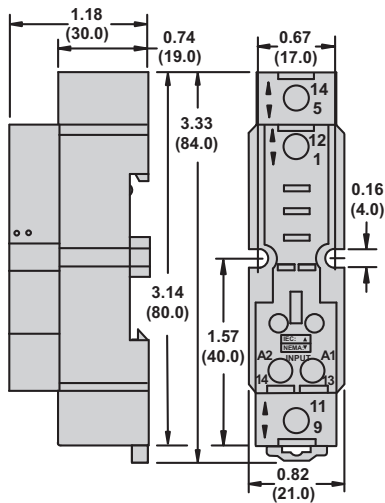


## Socket Specifications

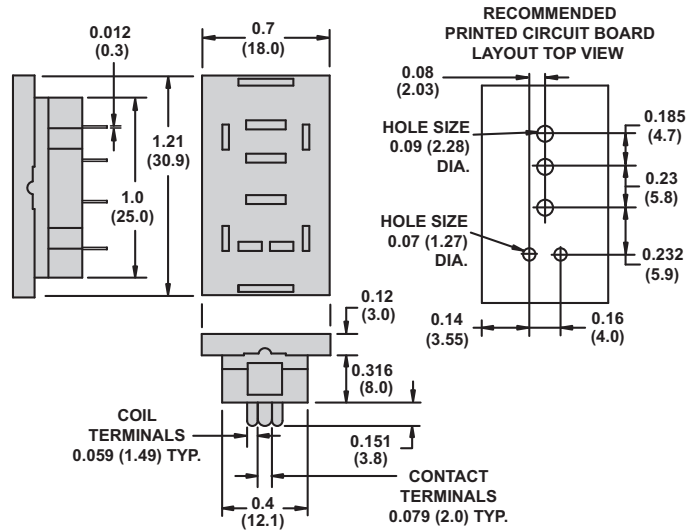
Part Number	70-781D5R-1A	70-781T-1
Contact Configuration	SPDT	SPDT
Number of Terminals	5	5
Mounting Style	Panel / DIN rail	PCB
Current Rating	16 A	10 A
Nominal Voltage Rating	300 V	300 V
Storage Temperature Range	-40 to +105 °C (-40 to +221 °F)	-40 to +105 °C (-40 to +221 °F)
Operating Temperature Range	-40 to +55 °C (-40 to +131 °F)	-40 to +55 °C (-40 to +131 °F)
Protection Category (Fingersafe)	IP 20	–
Internal Metal Tracks	Copper Alloy, Zinc Plated	Copper Alloy, Zinc Plated
Screw Terminals	Steel, Zinc Plated	Copper Alloy, Zinc Plated
Screw Style	Combination Head	–
Screw Size	M3 mm / M3.5 mm	–
Maximum Screw Torque	M3 : 9 Lb-in / 0.8 N•m; M3.5 : 9 Lb-in / 1.0 N•m	–
Terminal Connection	Screw Clamping	PCB
Terminal Layout	Mix	Mix
Maximum Wire Size	<b>Solid Cu:</b> 12 / 14 (2) AWG, 4 / 2.5 (2) mm <sup>2</sup> <b>Stranded Cu:</b> 12 / 14 (2) AWG, 4 / 2.5 (2) mm <sup>2</sup>	–
DIN Rail Mounting, EN 60715	35 mm	–
Chassis Mount Screw Torque	7 Lb-in / 0.8 N•m	–
Flammability Rating	94V-0	94V-0
Weight	31 g (1.09 oz)	18 g (0.63 oz)
Agency Approvals	UL (E70550), CE, CSA (168986), RoHS	UL (E70550), CE, RoHS

### Dimensions — inches (millimeters)

70-781D5R-1A

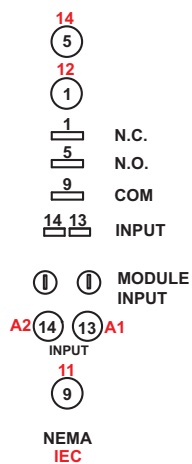


70-781T-1



### Wiring Diagrams

70-781D5R-1A



70-781T-1

