

Product Data Sheet

17XX SC

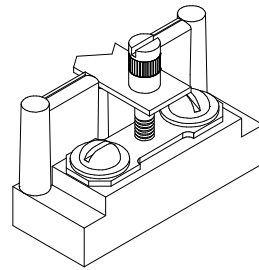

Replace XX with 02 thru 12 for number of poles

1700 Series with Short Circuiting Bar

30 Amps, 600 Volts AC/DC
(Unprepared Wire)

or

75 Amps, 600 Volts AC/DC when
wired with crimp type ring, spade
or fork terminal



5/8" Line to Line Spacing

Wire Range (with unprepared wire):

#10 - #18 AWG Copper

Wire Range will vary with Lug size

Four (4) supplied per part
Temporarily placed at corners of 4 – 12 pole
moldings

Three (3) supplied per part
Temporarily placed at corners of 3 pole
moldings

Two (2) supplied per part
Temporarily placed at corners of 2 pole
moldings

This product is designed for current transformer application. It is NOT intended to be used as a jumper for power circuits

See tables below for wire sizes.

Electrical Ratings:

- 30A (unprepared wire) (Based on NEC Table 310-16, 75°C columns)
- 75A (when wired with crimp type ring, spade or fork terminal) (Based on NEC Table 310-16, 75°C columns)
- 600 Volts AC/DC (UL 1059 Class C, User Group - General Industrial)
- Short Circuit Current Rated for 10,000 Amps.
- Factory and Field Wiring

Mechanical Ratings:

- Maximum insulator base temperature: 125°C (257°F) UL RTI
- Storage and transportation temperature range: -35°C to 110°C (-31°F to 230°F)
- Flammability rating of insulator base: UL 94 V-0
 - Use outside these ratings needs to be judged in the end-use application.

Materials:

- Connector: Brass, nickel plated
- Insulator base: Glass-filled polycarbonate (thermoplastic)
- Screws: Brass, nickel plated, 10-32
- Marking Strip: Vinyl (white)
- Marking strip anchor screws: Steel, zinc plated
- Short Circuit Bar: Brass, tin plated
- Short Circuit Screw: Brass, nickel plated (Stored on molding ends)

Agency Approvals:

- UL Recognized, UL 1059 Terminal Block Standard, File No. XCFR2.E62806
- CSA Certified, CSA C22.2 No. 158, File No. LR19766
- CE compliant to IEC 60947-7-1
- RoHS Compliant

Wire Approvals (with unprepared wire):

Wire Size	Torque	Copper Wire Stranding Classes - Number of Strands		
		Solid	Class B	Class C
10 AWG	20 in. lbs	1	7	19
12	20 in. lbs	1	7	19
14	20 in. lbs	1	7	19
16	20 in. lbs	1	7	19
18	20 in. lbs	1	7	19

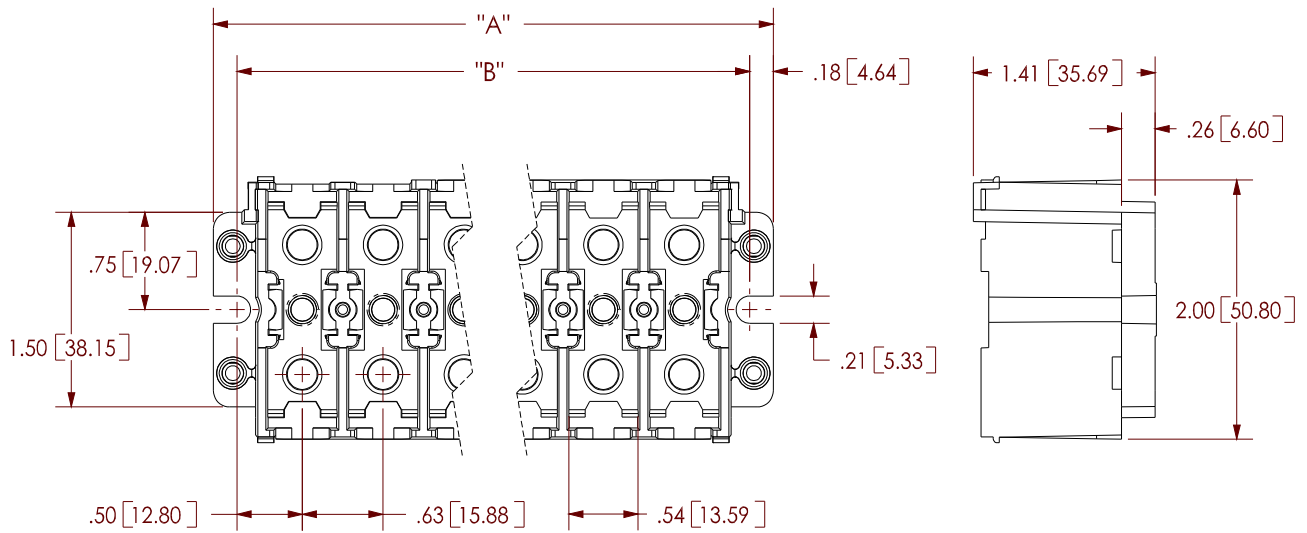
- Panel mountable: #10 fastener, torque to 25-30 in. lbs.

Accessories:

- Additional Short Circuit Pins: order 9616906
- Cover: Clear PVC snap on cover, sized to fit and protect, CC17 XX
- Din Rail Adapter: Din R-1
- Din Rail Channel: MN 35 (6'6" max, but can be cut to length)
- Printing Available on Marking Strip:



Note: If Marking Strip is ordered separately order MS 17XX Side



Consult factory for custom printed applications

Catalog #	# of Poles	A	B
1702	2	2.00	1.64
1703	3	2.63	2.26
1704	4	3.25	2.89
1705	5	3.88	3.51
1706	6	4.50	4.14
1707	7	5.13	4.76
1708	8	5.75	5.39
1709	9	6.38	6.01
1710	10	7.00	6.64
1711	11	7.63	7.26
1712	12	8.25	7.89

MM = Dim X 25.4

WWW.MARATHONSP.COM
1-419-352-8441

PDS 0302 REV C 01/27/17