

## XP

- Characteristics
- forced double break switching
  - positive-action force break option
  - > 3 mm contact gap at full travel option
  - faston terminals

Rating 400 VAC, 16 A

Dimensions (mm) 30 × 32 × 12

- Actuator
- plain plunger
  - mushroom plunger
  - plunger with external spring (for increased reset security)

Approvals ENEC, UL, CSA



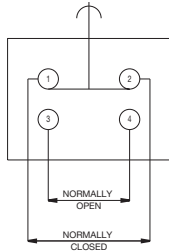
## Preferred Range

Ordering Reference	Actuating Force (N)	Actuating Force (ozf)	Operating pos. (mm)	Operating pos. (in)	Terminal	Circuit	Actuator	Contacts	Electrical rating
XP2Z11	3,0	10,0	14,9	0,587	Faston	CO	Straight plunger	Ag nickel	Up to 400 VAC, 16 A
XP42Z11	1,8	6,2	14,9	0,587	Faston	NC	Straight plunger	Ag nickel	Up to 400 VAC, 16 A
XP52Z11	3,0	10,0	13,0	0,511	Faston	NO	Straight plunger	Ag nickel	Up to 400 VAC, 16 A
XP52E1Z11	6,5	23,3	13,0	0,511	Faston	NO	Mushroom plunger, reset	Ag nickel	Up to 400 VAC, 16 A
XP2E2Z11	3,0	10,0	14,9	0,587	Faston	CO	Mushroom plunger, reset	Ag nickel	Up to 400 VAC, 16 A

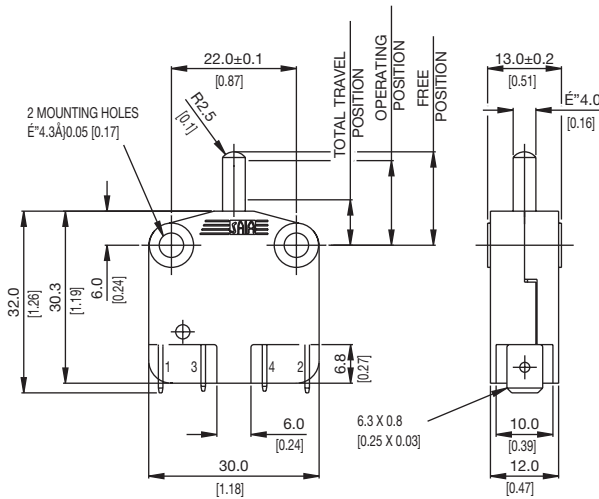
## Specifications

Housing	Glass fibre reinforced nylon
Plunger	Glass fibre reinforced nylon
Mechanism	Change-over, normally open, normally closed
Contacts	Silver
Terminals	6.3 mm (0.25 in) faston brass
Temperature range °C	-20°C to +140°C
Mechanical life	10 <sup>7</sup> cycles minimum (impact free actuation)
Protection	IP40 (enclosure)
Mounting	Screw mounting
Actuators	Straight or mushroom plunger
Special features	Optional reset spring for increased reset security

Circuit diagram



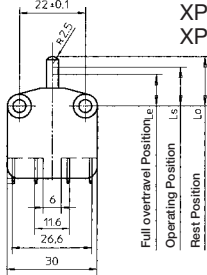
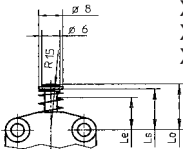
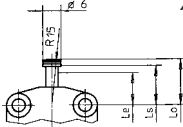
Dimensions



## Recommended maximum electrical ratings

Voltage (max)	Resistive load (A)	Inductive load	Horsepower	Approval
250 VAC	16 (0.75 pf)	-	-	UL 1054/CSA 22.2 No. 55 - 6,000 operations
125 VAC	-	-	¼ HP (0.45 pf)	UL 1054 - Horsepower- 6,000 operations
250 VAC	-	-	¼ HP (0.45 pf)	UL 1054 - Horsepower- 6,000 operations
250 VAC	16	6	-	EN.60158-1 T85 (°C) 50,000 operations
400 VAC	16	4	-	EN.60158-1 T140 (°C) 10,000 operations
0-15 VDC	10	-	-	General rating - 50,000 operations
15-30 VDC	7	-	-	General rating - 50,000 operations

## Operating Characteristics

Actuator	Reference	Actuating Force		Release Force		Free Position		Operating Position		Total Travel Position		Over travel	
		Maximum (N)	(ozf)	Minimum (N)	(ozf)	Maximum (mm)	(in)	(mm)	(in)	Maximum (mm)	(in)	(mm)	(in)
Straight plunger	XP2Z11	3,00	10,0	5,5	19,7	15,3	0,602	14,9 ± 0,4	0,587 ± 0,016	8,0	0,315	4,5	0,177
	XP42Z11	1,75	6,20	5,5	19,7	15,3	0,602	14,9 ± 0,4	0,587 ± 0,016	8,0	0,315	6,5	0,256
	XP52Z11	3,00	10,0	5,5	19,7	16,6	0,653	13,0 ± 0,4	0,511 ± 0,016	8,0	0,315	4,5	0,177
													
Mushroom plunger with reset spring	XP2E1Z11	6,5	23,3	9,0	32,3	15,3	0,602	14,9 ± 0,4	0,587 ± 0,016	10,5	0,413	2,1	0,082
	XP42E1Z11	3,75	13,4	9,0	32,3	15,3	0,602	14,9 ± 0,4	0,587 ± 0,016	10,5	0,413	4,0	0,157
	XP52E1Z11	6,5	23,3	9,0	32,3	16,6	0,653	13,0 ± 0,4	0,511 ± 0,016	10,5	0,413	2,1	0,082
													
Mushroom plunger	XP2E2Z11	3,0	10,0	5,5	19,7	15,3	0,602	14,9 ± 0,4	0,587 ± 0,016	8,6	0,339	4,0	0,157
													

## Ordering Reference

Basic type	XP XPS	Momentary Positive action forced break (normally closed only)	Example: XP	2	2	E1	Z11
Circuit	2 4 5	Change-over Normally closed Normally open					
Terminals	2	Faston 6,3 × 0,8					
Actuators	E1 E2	No symbol, straight plunger Mushroom plunger with reset spring Mushroom plunger					
Approvals	Z11	UL, cUL, CSA and ENEC					