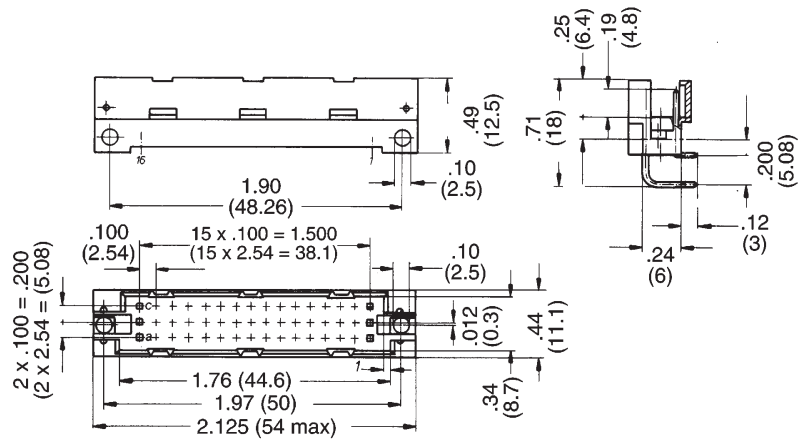
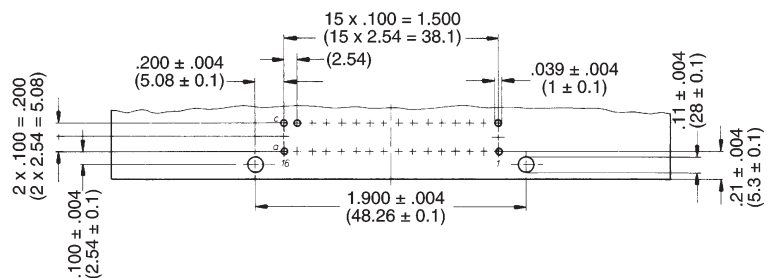


**Type 1/2 C —  
Series 120**

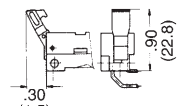
**32 contact male three  
row connectors  
Rows a + c Fully Loaded**



**Printed Circuit Layout / Dip Solder Angled**

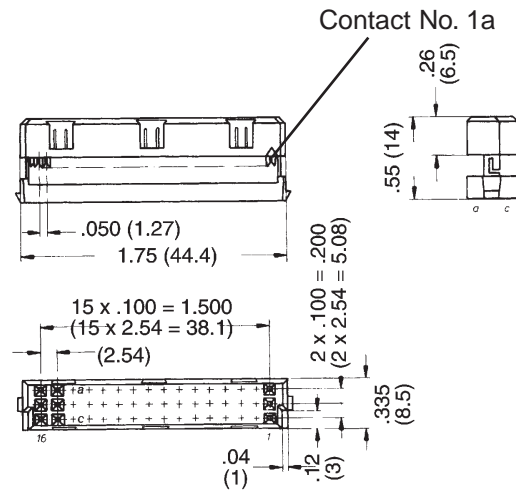


**Part Numbers**

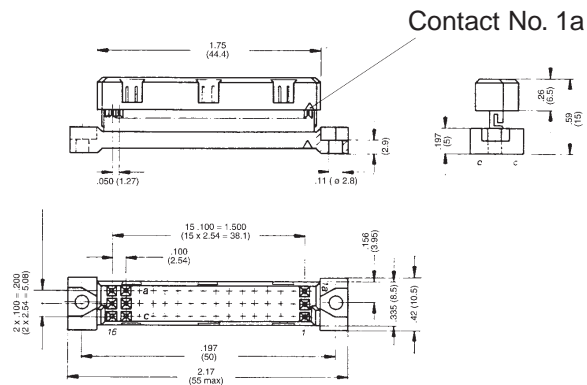
No. of Contacts	Performance Level	Style / Termination Methods
		 <p>Dip Solder Angled</p>
32	2	120-332-033A
	3	120-332-053A

**Type 1/2 C —  
Series 120**

**32 Contact IDC  
Female Three  
Row Connectors  
Rows a + c Fully Loaded**

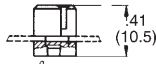



**With Mounting Flange**



Intermateable with Connectors according to V6 95324

**Part Numbers**

No. of Contacts	Performance Level	Style	
			
32	2	Through Connector 120-332-435	Through Connector with Mounting Flange 120-332-435F