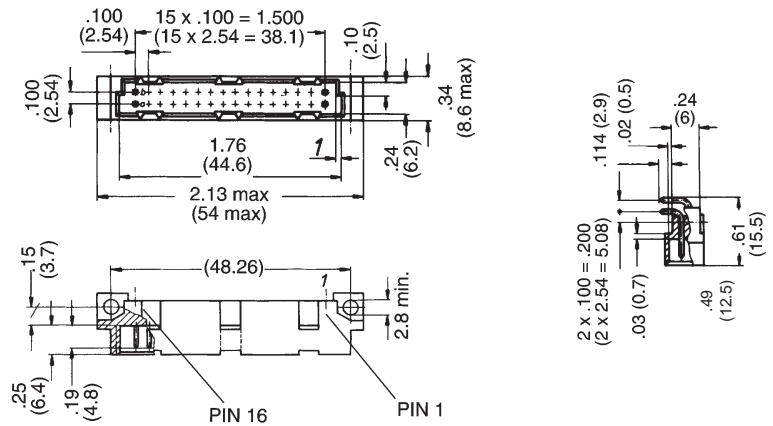
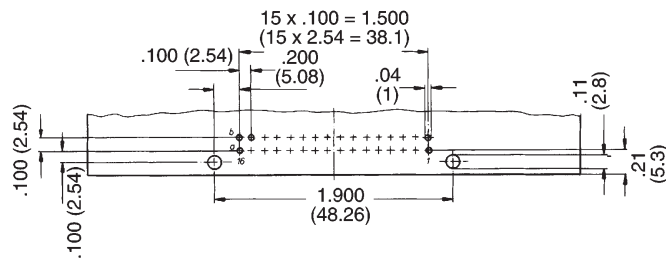


**Type 1/2 B —
Series 100**



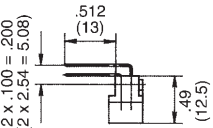
**32 Contact Male Connectors
— Two Row**



Printed Circuit Layout



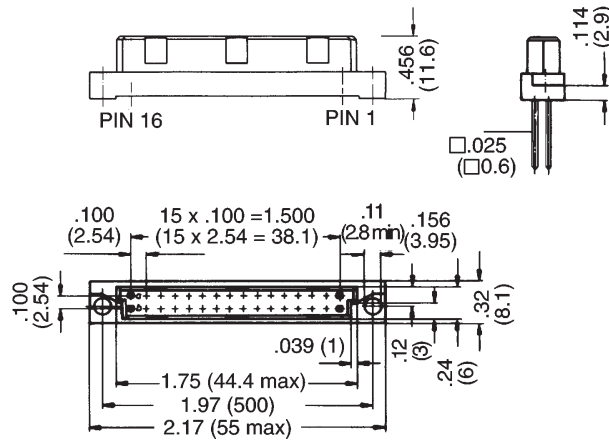
Part Numbers

No. of Contacts	Contact Arrangement	Performance Level	Termination Methods		
					
32	Fully equipped	2	100-632-033**	100-632-133	100-632-031*
		3	100-632-053	100-632-153	100-632-051

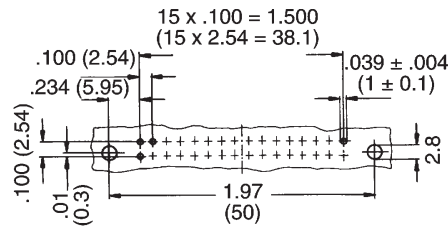
* Contact Factory For Availability ** Available With Mounting Clip (See Page 90) Add Suffix "B"

**Type 1/2 B —
Series 100**

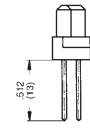
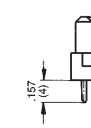
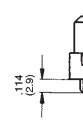
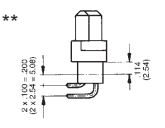
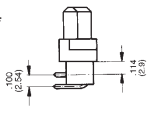
**32 Contact Female
Connectors — Two Row**



Printed Circuit Layout - Straight Tail Version



Part Numbers

No. of Contacts	Contact Arrangement	Performance Level	Termination Methods				
						** 	** 
32	Fully Equipped	2	100-632-431*	100-632-432	100-632-433	100-632-533	100-632-633*
		3	100-632-451	100-632-452	100-632-453	100-632-553*	100-632-653

* Contact Factory For Availability ** Printed Circuit Layout On Page 68