

Section L

Floor and Wall Boxes

Index

Product	Page Number
Recessed Metallic Multi-Service Floor Boxes	L-2-5
Raised Access Floor Boxes, Covers and Plates	L-2
Concealed 3 Service Floor Boxes, Covers and Plates	L-3
Concrete Recessed Floor Boxes, Covers and Plates	L-4
Large Capacity Floor Boxes, Covers and Plates	L-5
Round Floor Boxes	L-6-9
Metallic Floor Box Products: Standard Size and Compact Series, Cast Iron and Stamped Steel Boxes, Brass, Aluminum and Clear Covers and Flanges Selection Charts and Dimensional Data	L-6-7
Non-Metallic Floor Box Products (PVC): Single and Multiple Service Product Selection Brass, Aluminum and Non-metallic Covers and Flanges Selection Guide and Dimensional Data	L-8-9
Rectangular Floor Boxes	L-10-16
Metallic Floor Box Products: Single, Two and Three Gang Product Selection Brass, Aluminum and Non-metallic Covers and Flanges Selection Guide and Dimensional Data	L-10-13
Non-metallic Floor Box Products (PVC): Single, Two and Three Gang Product Selection Brass, Aluminum and Non-metallic Covers and Flanges Selection Guide and Dimensional Data	L-14-15
Floor Boxes for Wooden Floors	L-16
Above-Floor Service Fittings (Pedestals)	L-17-18
Metallic Lo-Con®	
Specialized Brass Stem Type	L-17
Specialized Large Capacity	L-18
Accessories	L-19-20
Floor Box Components	L-19
Protective Ring and Theater Seating Floor Box	
Brass Adjustable Tops and Couplings	L-20
Technical Data	L-21-24
Floor Box Hub Sizes and Location	L-21
Receptacle Selector Guide	L-22
Wood Floor Box Installation Guide	L-23-24
Multi-Connect Recessed Wall Boxes	L-25-28
Features and Benefits	L-25
Boxes and Flanges	L-26
Face Plates	L-27
Technical Information	L-28

Floor and Wall Boxes

Raised Access Floor Boxes



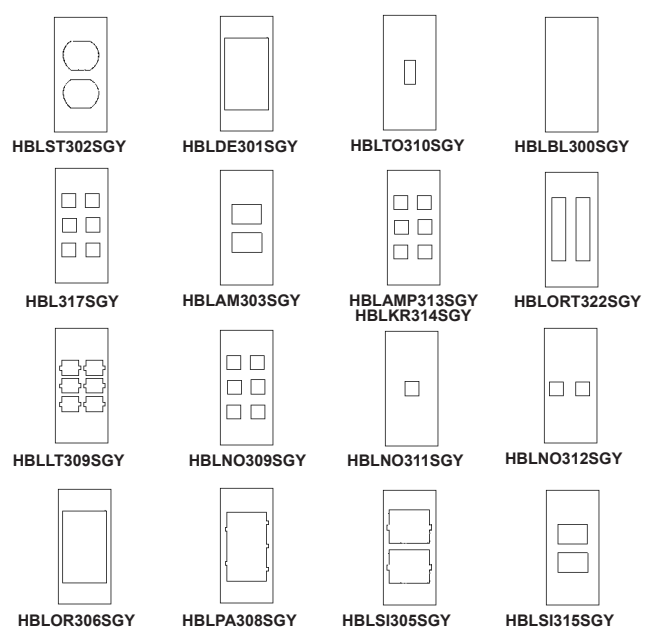
Hubbell offers a complete line of recessed stamped steel floor boxes for raised floor applications. These multi-service boxes are available in four or eight gang options and utilize modular face plates. Single gang face plate options include blank, toggle, Style Line®, duplex and various manufacturers' data openings. The reversible metallic cover/flange assembly features a large cable door to provide ample room for exiting cables. Pour boxes are also available to allow raised access floor boxes to be used in concrete slab-on-grade applications. All Hubbell raised access floor boxes are acceptable for use in environmental air handling spaces other than ducts or plenums per NEC article 300.22(C) other space used for environmental air and are UL Listed.



HBLAFB301BASE



HBLTCGNT



Raised Access Floor Box

Step 1: Select recessed floor box.

Description	Catalog Numbers
Stamped steel, 4-gang, deep.	HBLAFB301BASE
Stamped steel, 4-gang, shallow.	HBLAFB401BASE
Stamped steel, 8-gang, deep.	HBLAFB501BASE
Stamped steel, 4-gang, deep, Chicago approved.	HBLAFB301BASEC**
Stamped steel, 4-gang, shallow, Chicago approved.	HBLAFB401BASEC**
Stamped steel, 8-gang, deep, Chicago approved.	HBLAFB501BASEC**
Pour box for 4-gang box.	HBL301401PB*
Pour box for 8-gang box.	HBL501PB*

Notes: * Converts raised access floor box to be used in concrete applications.
 ** City of Chicago Approved, Construction Meets Requirements For CCEA-2000.

Step 2: Select cover assembly.

Description	Color	Catalog Numbers
Steel cover and flange assembly, reversible.	Granite Black	HBLTCGNT HBLTCGNTBK

Step 3: Select screw type modular face plate, gray.

Description	Catalog Numbers
Duplex.	HBLST302SGY
Style Line.	HBLDE301SGY
Toggle.	HBLTO310SGY
Blank.	HBLBL300SGY
Hubbell.	HBL317SGY
AMP-ACO.	HBLAM303SGY
AMP.	HBLAMP313SGY
Krone/Leviton.	HBLKR314SGY
Avaya (Lucent).	HBLLT309SGY
NORDX.	HBLNO309SGY
NORDX DVO1.	HBLNO311SGY
NORDX DVO2.	HBLNO312SGY
Ortronics.	HBLOR306SGY
Ortronics #2.	HBLOR322SGY
Panduit.	HBLPA308SGY
Siemon.	HBLSI305SGY
Siemon #2.	HBLSI315SGY

Specifications

Catalog Numbers	L Length	W Width	H Height	Wiring Chamber Cubic Inch Cap.	Conduit Knockouts▽
HBLAFB301BASE(C)	10.00" (254.0)	10.00" (254.0)	4.00" (101.6)	4 x 29.5 (483.0)	1/2", 3/4", 1", 1 1/4"
HBLAFB401BASE(C)	10.00" (254.0)	10.00" (254.0)	2.63" (66.7)	4 x 25.5 (418.0)	1/2", 3/4"
HBLAFB501BASE(C)	10.00" (254.0)	10.00" (254.0)	5.13" (130.2)	4 x 49.5 (811.0)	1/2", 3/4", 1", 1 1/4"
HBL301401PB	12.00" (304.8)	12.00" (304.8)	4.30" (109.2)	-	-
HBL501PB	12.00" (304.8)	12.00" (304.8)	5.25" (133.4)	-	-

Catalog Numbers	Gangs	Cubic Inch Capacity (mm)
HBLAFB301BASE	4	283.0 (4632.0)
HBLAFB401BASE	4	212.5 (3482.0)
HBLAFB501BASE	8	448.0 (7341.0)

Notes: ▽ Chicago approved series do not include knockouts
 UL File no. E197203.
 CSA File No. LR702145.



Floor and Wall Boxes

Concrete Recessed Floor Boxes

Concealed 3-Service

Concealed 3-Service Floor Box

Step 1: Select floor box.

Description	Catalog Numbers
Stamped steel (fully adjustable).	3SFBSS
Cast iron (fully adjustable).	3SFBC

Notes: Each floor box is supplied with (1) 3SFBRP duplex plate and (1) 3SFBTP voice/data service plate (devices excluded).
Each floor box is also furnished with a wiring tunnel to allow for the wiring of (2) receptacles in the same circuit.



3SFBSS

Step 2: Select flush cover & carpet flange.

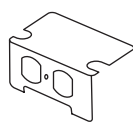
Description	Color	Catalog Numbers
Thermoplastic (ABS) cover and flange assembly with heavy gauge steel plate.	Brown	3SFBCBRA
	Gray	3SFBCGYA
	Ivory	3SFBCIA
	Black	3SFBCBKA



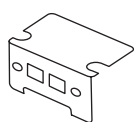
3SFBCIA

Step 3: Select service plates (optional).

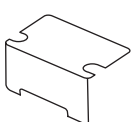
Description	Catalog Numbers
Duplex opening.	3SFBRP
Voice/Data: 2 jack knockouts, .60" x .75" (15.2 x 19.1).	3SFBTP
Blank.	3SFBB
Single receptacle opening - boss diameter 1.36" to 1.39" (34.5 to 35.3).	3SFBS
Style Line® opening.	3SFBDS



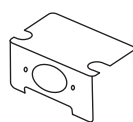
3SFBRP



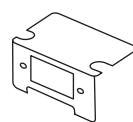
3SFBTP



3SFBB



3SFBS



3SFBDS

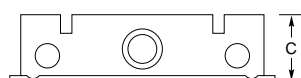
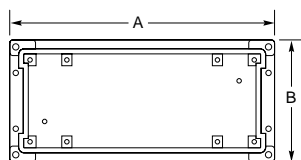


3SFBCBRA

Dimensions

Catalog Numbers	Dimensions in Inches (mm)			Adjustability		Cubic Inch Capacity (cm ³)		Conduit KO's		Conduit Hubs (NPT)	
	A Length	B Width	C Height	Before Pour Adj.	After Pour Adj.	Total	Per Wiring Chamber	Opposite Ends	Opposite Sides	Opposite Ends	Opposite Sides
3SFBS	12.25" (311.2)	5.50" (139.7)	2.88" (73.0)	1.25" (31.8)	.44" (11.1)	133.90 (2194.2)	22.40 (367.1)	one 1"	two 3/4", one 1" & 1/4" combination	-	-
3SFBC	12.88" (327.0)	6.00" (152.4)	3.00" (76.2)	1.25" (31.8)	.44" (11.1)	133.10 (2181.1)	21.60 (354.0)	-	-	one 1/4"	two 3/4" & one 1/4"

Minimum Depth of Pour: 3.00" (76.2)
UL File No.: E31999.
CSA File No.: LR18416.



Dimensions in Inches (mm)

www.hubbell-wiring.com



L-3

Floor and Wall Boxes

Concrete Recessed Floor Boxes



Hubbell offers a complete line of recessed stamped steel floor boxes for installation in concrete floor applications. These multi-service boxes are available in four or eight gang options and utilize modular face plates. Single gang face plate options include blank, toggle, Style Line®, duplex and various manufacturers' data openings. Metallic cover/flange assembly features a large cable door to provide ample room for exiting cables. Hubbell concrete floor boxes are UL Listed for carpeted or tile applications.



HBLCFB301BASE



HBLTCGNTSW

Concrete Floor Box

Step 1: Select recessed floor box.

Description	Catalog Numbers
Stamped steel, 4-gang, deep.	HBLCFB301BASE
Stamped steel, 4-gang, shallow.	HBLCFB401BASE
Stamped steel, 8-gang, deep.	HBLCFB501BASE

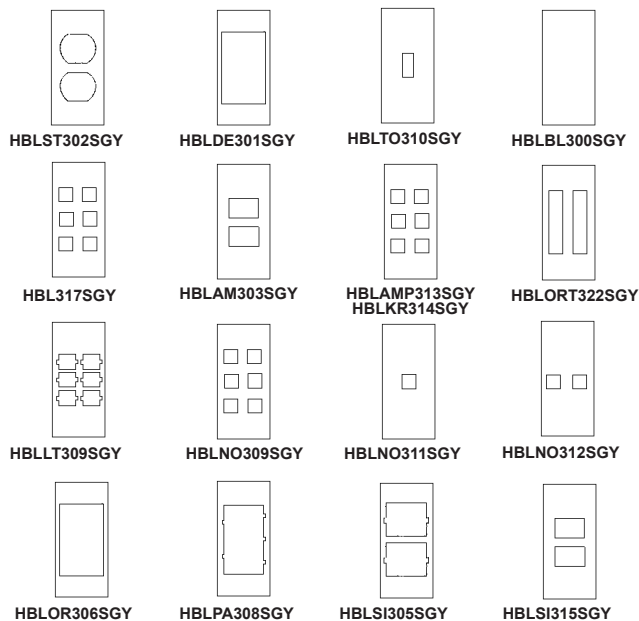
Note: Each floor box is furnished with:
Removable nonmetallic chamber plugs and a Steel concrete cover.
Fully adjustable- 1.50" before pour.
.75" after pour.

Step 2: Select cover assembly

Description	Color	Catalog Numbers
Steel cover and flange assembly	Granite	HBLTCGNTSW
	Black	HBLTCGNTBKS

Note: For carpeted or tile floors only, (accepts carpet or tile insert).

Step 3: Select screw type modular face plate, gray.



Description	Catalog Numbers
Duplex.	HBLST302SGY
Style Line.	HBLDE301SGY
Toggle.	HBLTO310SGY
Blank.	HBLBL300SGY
Hubbell.	HBL317SGY
AMP-ACO.	HBLAM303SGY
AMP.	HBLAMP313SGY
Krone/Leviton.	HBLKR314SGY
Avaya (Lucent).	HBLLT309SGY
NORDX.	HBLNO309SGY
NORDX DVO1.	HBLNO311SGY
NORDX DVO2.	HBLNO312SGY
Ortronics.	HBLOR306SGY
Ortronics #2.	HBLORT322SGY
Panduit.	HBLPA308SGY
Siemon.	HBLSI305SGY
Siemon #2.	HBLSI315SGY

Specifications

Catalog Numbers	L Length	W Width	H Height	Wiring Chamber Cubic Inch Cap.	Conduit Knockouts [▽]
HBLCFB301BASE(C)	10.00" (254.0)	10.00" (254.0)	4.00" (101.6)	4 x 29.5 (483.0)	1/2", 3/4", 1", 1 1/4"
HBLCFB401BASE(C)	10.00" (254.0)	10.00" (254.0)	2.63" (66.7)	4 x 25.5 (418.0)	1/2", 3/4"
HBLCFB501BASE(C)	10.00" (254.0)	10.00" (254.0)	5.13" (130.2)	4 x 49.5 (811.0)	1/2", 3/4", 1", 1 1/4"

Catalog Numbers	Gangs	Cubic Inch Capacity (mm)
HBLCFB301BASE	4	283.0 (4632.0)
HBLCFB401BASE	4	212.5 (3482.0)
HBLCFB501BASE	8	448.0 (7341.0)

Note: [▽] Chicago approved series do not include knockouts.
knockouts
UL File no. E197203.
CSA File No. LR702145.



Floor and Wall Boxes

Concrete Recessed Floor Boxes

Large Capacity

Hubbell recessed multi-service floor boxes offer unsurpassed capacity while maintaining separation of power from low voltage cables. Service flexibility is unparalleled with blank face plates enhancing your options for future applications.

Large Capacity Floor Box

Step 1: Select floor box.

Description	Catalog Numbers
Stamped steel (fully adjustable).	LCFBSSA
Cast iron (fully adjustable).	LCFBCA

Note: Each floor box is furnished with removable non-metallic chamber plugs for internal wire routing between chambers.

Step 2: Select flush cover & flange.

Option A - Carpet application.

Description	Color	Catalog Numbers
Metallic cover, flange and cable doors.	Brass Finish	LCFBCBRSC
	Aluminum Finish	LCFBCALC
	Gray	LCFBCGYC
	Black	LCFBCBKC
Reinforced nylon cover with thermoplastic (ABS) flange and cable doors.	Brown	LCFBCBRA
	Gray	LCFBCGYA
	Ivory	LCFBCIA
	Black	LCFBCBKA

Option B - Tile application.

Description	Color	Catalog Numbers
Metallic cover, and cable doors.	Brass Finish	LCFBCBRST
	Aluminum Finish	LCFBCALT
	Gray	LCFBCGYT
	Black	LCFBCBKT

Step 3: Select service plates.

Six nylon face plates required (gray).

Description	Catalog Numbers
Duplex opening.	LCFBP8
Style Line® opening.	LCFBP26
Single receptacle opening - Boss Dia. 1.55" to 1.58" (39.4-40.1).	LCFBP720
Blank.	LCFBP14

Dimensions

Catalog Numbers	Dimension in Inches (mm)			Adjustability
	L Length	W Width	H Height	Before Pour Adj.
LCFBSSA	12.5" (317.5)	12.5" (317.5)	3.25" (82.6)	1.25" (31.8)
LCFBCA	13.0" (330.2)	13.0" (330.2)	3.25" (82.6)	1.25" (31.8)

Catalog Numbers	Conduit KO's		Conduit Hubs (NPT)	
	Chambers B, E	Chambers A, C, D, F	Chambers B, E	Chambers A, C, D, F
LCFBSSA	one 3/4" and one 1" & 1/4" combination	one 3/4" and one 1" & 1/4" combination	-	-
LCFBCA	-	-	one 3/4" and one 1 1/4"	one 3/4" and one 1 1/4"


Catalog Numbers	Cubic Inch Capacity (cm³)					
	A	B	C	D	E	F
LCFBSSA	38.2 (626.2)	25.4 (416.4)	38.2 (626.2)	38.2 (626.2)	25.4 (416.4)	38.2 (626.2)
LCFBCA	36.8 (603.3)	25.4 (416.4)	36.8 (603.3)	36.8 (603.3)	25.4 (416.4)	36.8 (603.3)

Device Access Area: 124.6 in² (2042.6cm²)


Overall Volume: LCFBSSA: 328.2 (5380.3) UL File No: E31999

LCFBCA: 322.6 (5288.5) CSA File No: LR18416

Minimum depth of pour: LCFBCA- 3.65" (92.7), LCFBSSA- 3.50" (88.9)



LCFBSSA



LCFBCGYA



LCFBP8



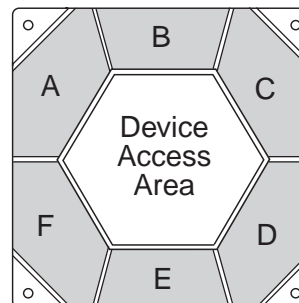
LCFBP26



LCFBP720



LCFBP14

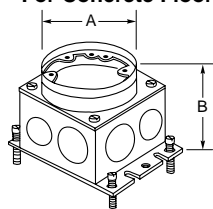



Floor and Wall Boxes Round Cast Iron

















Hubbell round floor boxes are the all-around answer for a wide variety of installations and applications. Fully or semi-adjustable. Choose the materials, capacity and cover that's right for your application. Don't forget to check the important dimensional information.

For Concrete Floors



	Deep Cast Iron						Shallow Cast Iron		
Catalog Numbers (Single Service Only)	B2536*	B253641	B2506	B2506415	B2503	B2519	B2537*	B2520	B2524▲♦
Min. Depth of Pour - Inches (mm)	3.75" (95.3)	3.75" (95.3)	4.75" (120.7)	4.75" (120.7)	3.75" (95.3)	3.00" (76.2)	3.00" (76.2)	3.00" (76.2)	2.00" (50.8)
Adjustability (Fully, Semi, Non)	Fully	Fully	Fully	Fully	Fully	Fully	Fully	Fully	Semi
Before Pour External Height Adjustment - Inches (mm)	1.25" (31.8)	1.25" (31.8)	-	-	-	-	1.25" (31.8)	-	1.25" (31.8)
After Pour Internal Height Adjustment - Inches (mm)	.38" (9.5)	.38" (9.5)	.63" (15.9)	.63" (15.9)	.63" (15.9)	.63" (15.9)	.38" (9.5)	.25" (6.4)	-
Cubic Inch Capacity (cm ³)	33.00 (540.8)	33.00 (540.8)	50.80 (832.5)	50.80 (832.5)	36.00 (589.9)	20.00 (327.7)	33.00 (540.8)	16.80 (275.3)	14.50 (237.6)
Dimensions - A Inches (mm)	4.19" (106.4)	4.19" (106.4)	4.19" (106.4)	4.19" (106.4)	4.19" (106.4)	4.19" (106.4)	4.19" (106.4)	4.19" (106.4)	3.75" (95.3)
Dimensions - B (†) Inches (mm)	3.09" (78.6)	3.09" (78.6)	4.75" (120.7)	4.75" (120.7)	3.75" (95.3)	3.00" (76.2)	2.81" (71.4)	2.63" (66.7)	2.00" (50.8)
Threaded Conduit Hub Sizes	3/4" four way	1" four way	1 1/4" four way	1 1/2" four way	3/4" four way	3/4" four way & two 3/4" bottom	3/4" four way	3/4" four way & two 3/4" bottom	3/4" four way
Brass Covers (Suitable for use on tile or carpeted floors)			S2525* S2725* S2925* S3325	S3725* S3525 S3925*	SF2525 SF3925 SF2925 SF2725				S2530 S2730 S2930▲
Carpet Flanges (if required)	Diameter 6.25" (158.8)	Diameter 5.25" (133.4)			Key * Also available with aluminum adapter rings. Use "BA" prefix for floor boxes, "SA" prefix for covers. ▲ Accepts only short strap single receptacles. ♦ Compact Series Floor Box. (†) Dimension B represents the minimum dimension without base screws. Note: See page L-21 for hub sizes and locations.				
Brass	S3082	S3182	S3082						
Aluminum	-	SA3182							
Clear Polycarbonate	-	S3079							

Brass Round Individual Covers	Brass One Piece Cover & Carpet Flange	Covers for B2524
Diameter 3.88" (98.6)	Diameter 6.25" (158.8)	
 S2925* 2 1/8" single receptacle  S3525* 2 3/8" for single receptacle  S3325 2 1/8" single (terrazzo floors)	 SF3925 Duplex flap  SF2725 Combination 2 1/8" x 1"	 S2530 2 1/8" x 3/4" Combination  S2730 2 1/8" x 1" Combination  S2930 2 1/8"
 S3725* Duplex screw 1 1/2" x 1 1/2"  S3925* Duplex flap  S2525* Combination 2 1/8" x 3/4"  S2725* Combination 2 1/8" x 1"	 SF2925 2 1/8" single receptacle  SF2525 Combination 2 1/8" x 3/4"	

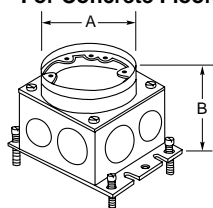
Note: See page L-22 for Hubbell Selector chart, to match receptacle to cover.



Floor and Wall Boxes

Round Stamped Steel

For Concrete Floors



B88D




B2527



















B2529

	Compact Stamped Steel		Standard Stamped Steel	
	Deep	Shallow	Deep	Shallow
Catalog Numbers (Single Service Only)	B88D*	B88S*	B2527*	B2529*
Min. Depth of Pour Inches (mm)	3.00" (76.2)	2.50" (63.5)	4.00" (101.6)	3.00" (76.2)
Adjustability (Fully, Semi, Non)	Fully	Fully	Fully	Fully
Before Pour External Height Adjustment - Inches (mm)	1.25" (31.8)	1.25" (31.8)	1.25" (31.8)	1.25" (31.8)
After Pour Internal Height Adjustment - Inches (mm)	.44" (11.1) up .25" (6.3) down	.44" (11.1) up (6.3) down	.38" (9.5)	.38" (9.5)
Cubic Inch Capacity (cm ³)	23.50 (385.1)	19.00 (311.4)	54.00 (884.9)	37.30 (611.2)
Dimensions - A Inches (mm)	3.31" (84.1)	3.31" (84.1)	4.19" (106.4)	4.19" (106.4)
Dimensions - B (†) Inches (mm)	3.00" (76.2)	2.50" (63.5)	3.88" (98.6)	2.91" (73.9)
Knockouts - Opposite Sides	one 1"	one 1/2"	one 1" & one 3/4"	two 1/2" & one 3/4"
Knockouts - Opposite Ends	one 3/4"	one 3/4"	one 1 1/4" & one 3/4"	one 1/2" & one 1/2"
Knockouts - Bottom	three 1/2" & two 3/4"	three 1/2" & two 3/4"	three 1/2" & two 3/4"	three 1/2" & two 3/4"
Brass Covers (Suitable for use on the tile or carpeted floors).	S88▲ S881▲ S2955▲ S2755 S2555		S2525* S2725* S2925* S3325	S3725* S3525 S3925* SF3925 SF2925 SF2725 SF2525

Key
 * Also available with aluminum adapter rings. Use "BA" prefix for floor boxes, "SA" prefix for covers.
 ▲ Accepts only short strap single receptacles.
 * Compact Series Floor Boxes.
 (†) Dimension B represents the minimum dimension without base screws.
 Note: See page L-21 for hub sizes & locations.

Carpet Flanges (if required)	Diameter 6.25" (158.8)	Diameter 5.25" (133.4)	 S3082
Brass	S3082	S3182	
Aluminum	-	SA3182	
Clear Polycarbonate	-	S3079	

Brass Covers Only For Single Short Strap Receptacles or Voice/Data	Brass Mini-Combo Cover	Brass One Piece Cover & Carpet Flange	Brass Round Individual Covers
Diameter 3.18" (80.8)  S88 2 1/8" for single short strap receptacle  S881 Combination 2 1/8" x 3/4"	Diameter 4.63" (117.6)  S2755 Combination 2 1/8" x 1"  S2955 2 1/8" for single short strap receptacle  S2555 Combination 2 1/8" x 3/4"	Diameter 6.25" (158.8)  SF3925 Duplex flap  SF2725 Combination 2 1/8" x 1"  SF2925 2 1/8" single receptacle  SF2525 Combination 2 1/8" x 3/4"	Diameter 3.88" (98.6)  S3325 2 1/8" single (terrazzo floors)  S3925* Duplex flap  S2525* Combination 2 1/8" x 3/4"  S2725* Combination 2 1/8" x 1"  S3525* 2 3/8" for single receptacle  S2925* 2 1/8" single receptacle  S3725* Duplex screw 1 1/2" x 1 1/2"

Note: See page L-22 for Hubbell Selector chart, to match receptacle to cover.

Floor and Wall Boxes Round Non-metallic

ScrubShield™
Complies with UL514C

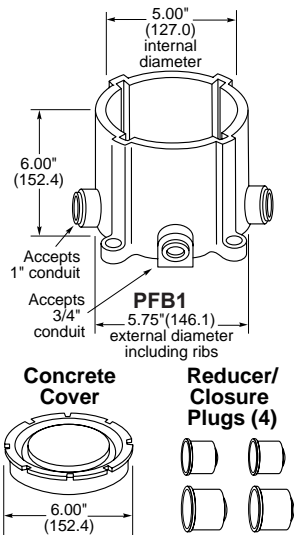


PFB1 with SF39253A Brass Cover

Hubbell round non-metallic Floor Boxes offer an economical solution for single and multi-service applications. These Floor Boxes accept non-metallic and brass covers and flanges.

Step 1: Order round non-metallic floor box.

Description	Catalog Number
Round non-metallic floor box with concrete cover and four reducers/closure plugs.	PFB1



Specifications

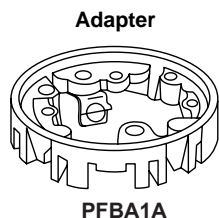
Material	PVC
Depth of Pour	3.00" (76.2) minimum.
Capacity	100 cubic inches (1638.7 cm ³) or 19.5 cubic inches (319.5 cm ³) per inch of depth (prior to cutting level to floor).
Hubs	Four entry hubs two 1" & two 3/4".
Reducer/Closure Plugs	Dual purpose plugs close off unused hubs or act as reducers.
Plug Dimensions	Two 1" plugs close off 1" hub or reduce 1" hub to 3/4". Two 3/4" plugs close off 3/4" hub or reduce 3/4" hub to 1/2".
Conduit Selection	Accepts 1/2", 3/4", 1" schedule 40 and schedule 80 rigid PVC conduit, and E.N.T. (electrical non-metallic tubing).

UL File No. E92074

Notes: Accepts steel conduit if female adapter PVC fittings are used. Use catalog number PFBYA1 3/4" "Y" adapter to feed parallel runs of 3/4" conduit.

Step 2: Order adapter (required in all installations).

Description	Catalog Number
Adapter includes four hangers for tile floors four retainer clips and screws.	PFBA1A



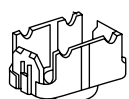
Specifications

Material	PVC
Function	Required for each PFB1 floor box (accepts plastic and metallic floor box covers).

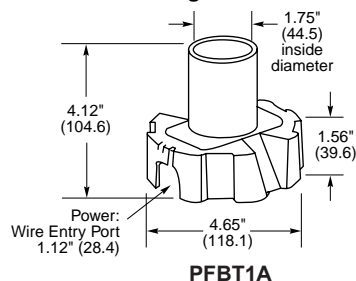
Mounting Hardware

Retainer Clips	Mechanically fasten adapter to PFB1 floor box with retainer clips and screws. Clips slide into slots in box wall.
Hangers	Four hangers snap onto adapter and provide added support (used in tile floor applications that utilize a metallic cover but no carpet flange).

Insulator



Wiring Enclosure



Step 3: Order low voltage divider (required for multi-service application).

Description	Catalog Number
Low voltage divider for multi-service applications. Consists of one insulator and one wiring enclosure.	PFBT1A

Specifications

Material	PVC
Low Voltage Divider	Installs inside PFB1 floor box for multi-service applications. Use separate conduit runs for power and voice/data cables.
Insulator	Accepts Hubbell standard duplex receptacles or 15A Twist-Lock® duplex receptacles (HBL4700 series). Separates receptacle from low-voltage wiring.
Wiring Enclosure	Power Capacity: 19.60 cubic inches (321.2cm ³) plus 2.40 cubic inches (39.3 cm ³) per inch of tube.

Floor and Wall Boxes Round Non-metallic

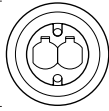
Step 4: Option A – Multi-service capability – select cover and flange assembly.

Catalog number PFBC Series

Plastic cover insert and carpet flange.

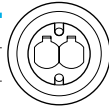
Non-metallic Covers

Catalog Numbers	Cover
PFBCBRA	Brown
PFBCIA	Ivory
PFBCGYA	Gray
PFBCBLA	Black

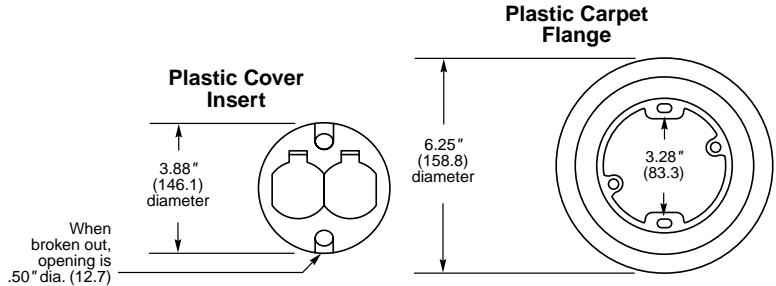


Metallic Cover

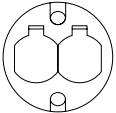
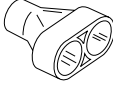
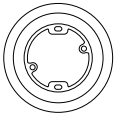
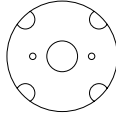

Catalog Number	Cover
SF39253A	Brass



Note: Includes floor box cover with duplex flap, two 1/2" diameter low voltage knockouts and matching carpet flanges.



Accessories

Description	Cover Material	Catalog Numbers	Description	Catalog Numbers
 Replacement cover for Hubbell PFBCBRA. Replacement cover for Hubbell PFBCIA. Replacement cover for Hubbell PFBCGYA. Replacement cover for Hubbell PFBCBLA. Replacement cover for Hubbell SF39253A.	Brown	PFBCBRA	 "Y" adapter for feeding parallel runs of 3/4" PVC conduit into a 3/4" hub or to feed in/out of the same side of PFB1 floor box.	PFBYA1
	Ivory	PFBCIA		
	Gray	PFBCGYA		
	Black	PFBCBLA		
	Brass	BRS2RCA		
 Thermoplastic carpet flange.	Brown	PFBFBRA	 Steel plate with 1" threaded opening (for use with above-floor service pedestals and furniture feed applications).	PFBP1
	Ivory	PFBFIA		
	Gray	PFBFGYA		
	Black	PFBFBLA		
			 Jack accessory: 8 position/8 wire (AT&T EIA568B) with prewired 15" leads, includes dust cover. Cat 3	TJ8

Note: See page M-11 for detailed product information on Hubbell TJ8.

Specifications

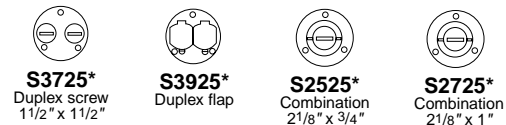
Material	Thermoplastic (ABS).
Colors Available	Brown, ivory, gray and black.
Capacities	Power – Accepts standard Hubbell duplex receptacles or 15A duplex Twist-Lock® receptacles (HBL4700 series). Low Voltage – Each 1/2" diameter knockout can accommodate up to one 25-pair telephone cable or one 50-wire data communications cable.

Option B – Single service capability – select metallic covers and accessories.

Round Individual Covers*

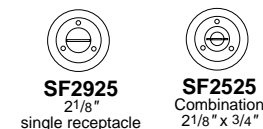
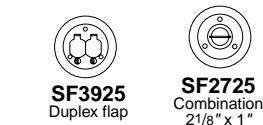
-Use cover and S3082 brass carpet flange on carpeted floors.
-Use cover and S5016 brass adapter ring on tile floors.

Diameter
3.88"
(98.6)



Combo Brass Covers one piece cover with flange (requires catalog no. S5016* adapter ring).

Diameter
6.25"
(158.8)



Metallic Carpet Flange (use with individual covers in carpet applications).

Diameter
6.25"
(158.8)



S3082

Brass Adapter Ring* (required when using metallic covers on tile floors).



S5016

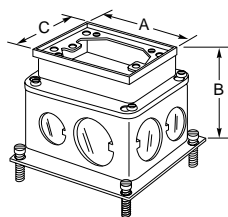
Note: * Also available in aluminum. Use "SA" prefix.

Floor and Wall Boxes

Deep Rectangular Cast Iron



Everything you'll need for a superior installation, including full or semi-adjustments. Hubbell rectangular floor boxes offer separate compartments for multi-service delivery. Hubbell rectangular covers and rectangular floor boxes can be mixed and matched in any combination.



B2436



B4233

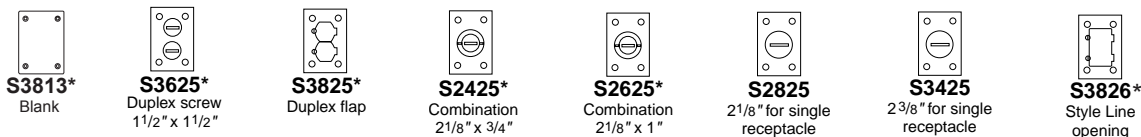


B4333

Deep Cast Iron

Catalog Numbers (Single or Multi Service)	B2436*	B243641	B4233*	B423341	B4333*	B433361
Gangs	Single	Single	Two	Two	Three	Three
Min. Depth of Pour Inches (mm)	3.75" (95.3)	3.75" (95.3)	3.75" (95.3)	3.75" (95.3)	3.75" (95.3)	3.75" (95.3)
Adjustability (Fully, Semi, Non)	Fully	Fully	Fully	Fully	Fully	Fully
Before Pour External Height Adjustment Inches (mm)	1.25" (31.8)	1.25" (31.8)	1.25" (31.8)	1.25" (31.8)	1.25" (31.8)	1.25" (31.8)
After Pour Internal Height Adjustment Inches (mm)	.38" (9.5)	.38" (9.5)	.63" (15.9)	.63" (15.9)	.63" (15.9)	.63" (15.9)
Cubic Inch Capacity (cm ³)	33.00 (838.2)	33.00 (540.9)	36.50 (598.2) per gang	36.50 (598.2) per gang	34.80 (570.3) middle-36.50 (598.2) ends	34.80 (570.3) middle-36.50 (598.2) ends
Dimensions - A Inches (mm)	4.38" (111.2)	4.38" (111.2)	4.38" (111.2)	4.38" (111.2)	4.38" (111.2)	4.38" (111.2)
Dimensions - B (†) Inches (mm)	3.19" (81.0)	3.19" (81.0)	3.44" (87.3)	3.44" (87.3)	3.44" (87.3)	3.44" (87.3)
Dimensions - C Inches (mm)	3.19" (81.0)	3.19" (81.0)	6.38" (161.9)	6.38" (161.9)	9.56" (242.9)	9.56" (242.9)
Threaded Conduit Hub Sizes	3/4" four way	1" four way	3/4" six way	1" four way, 3/4" two way	3/4" eight way	1" six way, 3/4" two way

Brass Covers (suitable for use in tile or carpeted floors). All rectangular covers fit all rectangular boxes.



Carpet Flanges (if required)	Catalog Numbers	Dimensions (mm)	
Single Gang:			
Brass	SB3083	4.84" x 6.00" (123.0 x 152.4)	
Aluminum	SA3083	4.84" x 6.00" (123.0 x 152.4)	
Clear Polycarbonate	S3083	4.38" x 5.56" (111.3 x 141.2)	
Two Gang:			
Brass	SB3084	8.06" x 6.00" (204.7 x 152.4)	
Aluminum	SA3084	8.06" x 6.00" (204.7 x 152.4)	
Clear Polycarbonate	S3084	7.56" x 5.56" (192.0 x 141.2)	
Three Gang:			
Brass	SB3085	11.31" x 6.00" (287.3 x 152.4)	
Aluminum	SA3085	11.31" x 6.00" (287.3 x 152.4)	
Clear Polycarbonate	S3085	10.81" x 5.56" (274.6 x 141.2)	

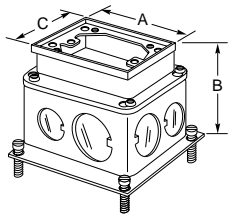
Key:
 *Also available with aluminum adapter rings. Use "BA" prefix for floor boxes, "SA" prefix for covers.
 (†) Dimension B represents the minimum dimension without base screws.
 Notes: See page L-21 for hub sizes & locations.
 See pages L-3 & L-5 for additional multiple service recessed floor box options.

Note: See page L-22 for Hubbell Selector chart, to match receptacle to cover.


Floor and Wall Boxes

Shallow Rectangular Cast Iron


ScrubShield™
Complies with UL514A



B2414



B4214



B4314

Shallow Cast Iron

Catalog Numbers (Single or Multi Service)	B2437*	B2414	B4214	B4314
Gangs	Single	Single	Two	Three
Min. Depth of Pour Inches (mm)	3.00" (76.2)	2.00" (50.8)	2.00" (50.8)	2.00" (50.8)
Adjustability (Fully, Semi, Non)	Fully	Semi	Semi	Semi
Before Pour External Height Adjustment Inches (mm)	1.25" (31.8)	1.25" (31.8)	1.25" (31.8)	1.25" (31.8)
After Pour Internal Height Adjustment Inches (mm)	.38" (9.5)			
Cubic inch Capacity (cm ³)	30.00 (491.7)	16.00 (262.2)	16.00 (262.2) each gang	16.00 (262.2) each gang
Dimensions - A Inches (mm)	4.38" (111.2)	4.38" (111.2)	4.38" (111.2)	4.38" (111.2)
Dimensions - B (†) inches (mm)	2.88" (73.0)	2.00" (50.8)	2.00" (50.8)	2.00" (50.8)
Dimensions - C Inches (mm)	3.19" (81.0)	3.19" (81.0)	6.38" (161.9)	9.56" (242.9)
Threaded Conduit Hub Sizes	four 3/4"	four 3/4"	four 3/4"	six 3/4"

Brass Covers (suitable for use in tile or carpeted floors). All rectangular covers fit all rectangular boxes.



S3813*
Blank



S3625*
Duplex screw
1 1/2" x 1 1/2"



S3825*
Duplex flap



S2425*
Combination
2 1/8" x 3/4"



S2625*
Combination
2 1/8" x 1"



S2825
2 1/8" for single
receptacle



S3425
2 3/8" for single
receptacle



S3826*
Style Line
opening

Carpet Flanges (if required)	Catalog Numbers	Dimensions (mm)	
Single Gang:			
Brass	SB3083	4.84" x 6.00" (123.0 x 152.4)	
Aluminum	SA3083	4.84" x 6.00" (123.0 x 152.4)	
Clear Polycarbonate	S3083	4.38" x 5.56" (111.3 x 141.2)	
Two Gang:			
Brass	SB3084	8.06" x 6.00" (204.7 x 152.4)	
Aluminum	SA3084	8.06" x 6.00" (204.7 x 152.4)	
Clear Polycarbonate	S3084	7.56" x 5.56" (192.0 x 141.2)	
Three Gang:			
Brass	SB3085	11.31" x 6.00" (287.3 x 152.4)	
Aluminum	SA3085	11.31" x 6.00" (287.3 x 152.4)	
Clear Polycarbonate	S3085	10.81" x 5.56" (274.6 x 141.2)	

Note: See page L-22 for Hubbell Selector chart, to match receptacle to cover.

Key:

*Also available with aluminum adapter rings. Use "BA" prefix for floor boxes, "SA" prefix for covers.

(†) Dimension B represents the minimum dimension without base screws.

Notes: See page L-21 for hub sizes & locations.

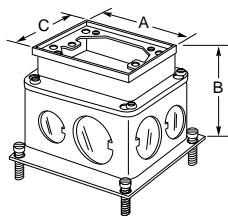
Semi-adjustable multiple gang floor boxes have a non-removable barrier between gangs.

See pages L-3 & L-5 for additional multiple service recessed floor box options.

Floor and Wall Boxes

Shallow Rectangular Stamped Steel

ScrubShield™
Complies with UL514A



B2421



B2422



B2423



B2429

Stamped Steel

Catalog Numbers (Single or Multi Service)	B2421*	B2422*	B2423*	B2429
Gangs	Single	Two	Three	Single
Min. Depth of Pour Inches (mm)	2.75" (69.6)	2.75" (69.6)	2.75" (69.6)	3.00" (76.2)
Adjustability (Fully, Semi, Non)	Fully	Fully	Fully	Fully
Before Pour External Height Adjustment Inches (mm)	1.25" (31.8)	1.25" (31.8)	1.25" (31.8)	1.25" (25.4)
After Pour Internal Height Adjustment Inches (mm)	.50" (12.7)	.50" (12.7)	.50" (12.7)	.38" (9.5)
Cubic inch Capacity (cm ³)	39.50 (647.3)	35.00 (573.5) each gang	34.00 (557.2) each gang	37.30 (611.2)
Dimensions - A Inches (mm)	4.38" (111.2)	4.38" (111.2)	4.38" (111.2)	4.38" (111.2)
Dimensions - B (†) inches (mm)	2.74" (69.6)	2.74" (69.6)	2.74" (69.6)	2.81" (71.4)
Dimensions - C Inches (mm)	3.19" (81.0)	6.44" (163.6)	9.67" (245.6)	3.19" (81.0)
Knockouts - Opposite Sides	(2) 1/2", (1) 3/4"	(4) Conc. 1/2", 3/4"	(6) Conc. 1/2", 3/4"	(2) 1/2" & (1) 3/4"
Knockouts - Opposite Ends	(1) 1/2", (1) 3/4"	(2) Conc. 1/2", 3/4"	(2) Conc. 1/2", 3/4"	(1) 1/2" (1) 3/4"
Knockouts - Bottom	(2) Conc. 3/4", 1", 1 1/4"	(4) Conc. 3/4", 1", 1 1/4"	(6) Conc. 3/4", 1", 1 1/4"	(3) 1/2" (2) 3/4"

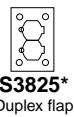
Brass Covers (suitable for use in tile or carpeted floors). All rectangular covers fit all rectangular boxes.



S3813*
Blank



S3625*
Duplex screw
1 1/2" x 1 1/2"



S3825*
Duplex flap



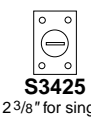
S2425*
Combination
2 1/8" x 3/4"



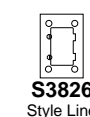
S2625*
Combination
2 1/8" x 1"



S2825
2 1/8" for single
receptacle



S3425
2 3/8" for single
receptacle



S3826*
Style Line
opening

Carpet Flanges (if required)	Catalog Numbers	Dimensions (mm)	
Single Gang:			
Brass	SB3083	4.84" x 6.00" (123.0 x 152.4)	
Aluminum	SA3083	4.84" x 6.00" (123.0 x 152.4)	
Clear Polycarbonate	S3083	4.38" x 5.56" (111.3 x 141.2)	
Two Gang:			
Brass	SB3084	8.06" x 6.00" (204.7 x 152.4)	
Aluminum	SA3084	8.06" x 6.00" (204.7 x 152.4)	
Clear Polycarbonate	S3084	7.56" x 5.56" (192.0 x 141.2)	
Three Gang:			
Brass	SB3085	11.31" x 6.00" (287.3 x 152.4)	
Aluminum	SA3085	11.31" x 6.00" (287.3 x 152.4)	
Clear Polycarbonate	S3085	10.81" x 5.56" (274.6 x 141.2)	

Key:
*Also available with aluminum adapter rings. Use "BA" prefix for floor boxes, "SA" prefix for covers.
(†) Dimension B represents the minimum dimension without base screws.
Notes: See page L-21 for hub sizes & locations.
See pages L-2 & L-3 for additional multiple service recessed floor box options.

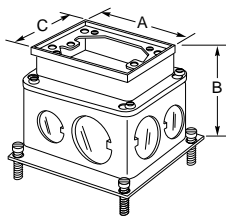
Note: See page L-22 for Hubbell Selector chart, to match receptacle to cover.

Floor and Wall Boxes

Deep Rectangular Stamped Steel

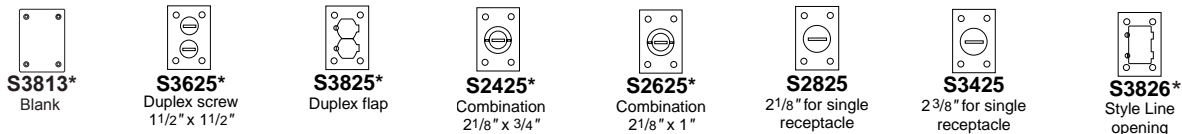


Everything you'll need for a superior installation, including full or semi-adjustments. Hubbell rectangular floor boxes offer separate compartments for multi-service delivery. Hubbell rectangular covers and rectangular floor boxes can be mixed and matched in any combination.



Stamped Steel				
Catalog Numbers (Single or Multi Service)	B2431*	B2432*	B2433*	B2427
Gangs	Single	Two	Three	Single
Min. Depth of Pour Inches (mm)	3.75" (95.3)	3.75" (95.3)	3.75" (95.3)	4.00" (101.6)
Adjustability (Fully, Semi, Non)	Fully	Fully	Fully	Fully
Before Pour External Height Adjustment Inches (mm)	1.25" (31.8)	1.25" (31.8)	1.25" (31.8)	1.25" (31.8)
After Pour Internal Height Adjustment Inches (mm)	.50" (12.7)	.50" (12.7)	.50" (12.7)	.38" (9.5)
Cubic Inch Capacity (cm ³)	60.00 (983.4)	52.80 (865.2) each gang	50.80 (832.5) each gang	54.00 (885.1)
Dimensions - A Inches (mm)	4.38" (111.2)	4.38" (111.2)	4.38" (111.2)	4.38" (111.2)
Dimensions - B (†) Inches (mm)	3.72" (94.5)	3.72" (94.5)	3.72" (94.5)	3.90" (99.2)
Dimensions - C Inches (mm)	3.19" (81.0)	6.44" (163.6)	9.67" (161.9)	3.19" (81.0)
Knockouts - Opposite Sides	(1) Conc. 3/4", 1", 1 1/4"	(2) Conc. 3/4", 1", 1 1/4"	(3) Conc. 3/4", 1", 1 1/4"	(1) 1" (1) 3/4"
Knockouts - Opposite End	(1) Conc. 3/4", 1", 1 1/4"	(1) Conc. 3/4", 1", 1 1/4"	(1) Conc. 3/4", 1", 1 1/4"	(1) 1 1/4" (1) 1/2"
Knockouts - Bottom	(2) Conc. 3/4", 1", 1 1/4"	(4) Conc. 3/4", 1", 1 1/4"	(6) Conc. 3/4", 1", 1 1/4"	(3) 1/2" (2) 3/4"

Brass Covers (suitable for use in tile or carpeted floors) All rectangular covers fit all rectangular boxes.



Carpet Flanges (if required)	Catalog Numbers	Dimensions (mm)		Key:
Single Gang:				
Brass	SB3083	4.84" x 6.00" (123.0 x 152.4)		*Also available with aluminum adapter rings. Use "BA" prefix for floor boxes, "SA" prefix for covers. (†) Dimension B represents the minimum dimension without base screws. Notes: See page L-21 for hub sizes & locations. See pages L-3 & L-5 for additional multiple service recessed floor box options.
Aluminum	SA3083	4.84" x 6.00" (123.0 x 152.4)		
Clear Polycarbonate	S3083	4.38" x 5.56" (111.3 x 141.2)		
Two Gang:				
Brass	SB3084	8.06" x 6.00" (204.7 x 152.4)		
Aluminum	SA3084	8.06" x 6.00" (204.7 x 152.4)		
Clear Polycarbonate	S3084	7.56" x 5.56" (192.0 x 141.2)		
Three Gang:				
Brass	SB3085	11.31" x 6.00" (287.3 x 152.4)		
Aluminum	SA3085	11.31" x 6.00" (287.3 x 152.4)		
Clear Polycarbonate	S3085	10.81" x 5.56" (274.6 x 141.2)		

Note: See page L-22 for Hubbell Selector chart, to match receptacle to cover.

Floor and Wall Boxes Rectangular Non-metallic

ScrubShield™
Complies with UL514C

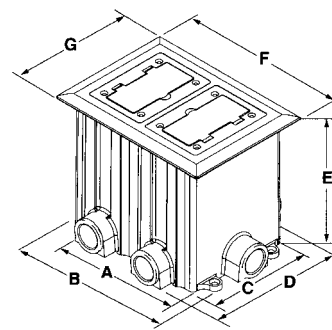


Hubbell rectangular non-metallic floor boxes offer an economical solution for single and multi-service applications. These floor boxes are available in one, two and three gang models and accept Hubbell brass, aluminum or non-metallic covers and flanges.

Step 1: Select rectangular non-metallic floor box.

Catalog Numbers	Description	A	B	C	D	E
PFBRG1	1-gang non-metallic floor box.	3.60" (91.4)	5.44" (138.2)	5.42" (137.7)	6.90" (175.3)	6.00" (152.4)
PFBRG2	2-gang non-metallic floor box.	6.82" (173.2)	8.66" (220.0)	5.42" (137.7)	6.90" (175.3)	6.00" (152.4)
PFBRG3	3-gang non-metallic floor box.	10.04" (255.0)	11.87" (301.5)	5.42" (137.7)	6.90" (175.3)	6.00" (152.4)

Catalog Numbers	Description	F	G
PFBRFGY1	1-gang non-metallic carpet flange (includes one Hubbell PFBRMC), gray.	4.88" (124.0)	6.00" (152.4)
PFBRFGY2	2-gang non-metallic carpet flange (includes two Hubbell PFBRMC), gray.	8.13" (206.5)	6.00" (152.4)
PFBRFGY3	3-gang non-metallic carpet flange (includes three Hubbell PFBRMC), gray.	11.35" (288.3)	6.00" (152.4)



Specifications

Boxes	Hubs
Materials	PVC
Wall Thickness	.250" typical (6.35).
Minimum Depth of Pour	3.00" (76.2).
Concrete Cover	Polypropylene
	1-Gang
	2-Gang
	3-Gang
	Reducers/Plugs
	4 - 1" trade size.
	6 - 1" trade size.
	8 - 1" trade size.
	Furnished for each hub. May be used to close off unused hubs or as a 1" to 3/4" hub reducer.

Cubic Capacity

Increments are imprinted into side walls of boxes.
14.3 in³ (234cm³) per 1" of depth, per gang.

Covers and Flanges

Materials	ABS
Color	Gray
UL	Meets UL 514C
Device Openings	Duplex or Style Line (two adapter inserts included with plate), single (hinged) cover door.
Gasket	Neoprene
Assembly Screws	Plated Steel

UL Data

UL File No: E92074.



PFBRG1



PFBRG2

Floor and Wall Boxes Rectangular Non-metallic




Step 2:
Identify cover material, non-metallic vs. metallic, identify floor covering, carpeted vs. tile.

Option A - Non-metallic cover requirement.

Carpet Application - required components.

Catalog Numbers	Description
PFBRFGY1	1-gang non-metallic carpet flange (includes one Hubbell PFBRMC), gray.
PFBRFGY2	2-gang non-metallic carpet flange (includes two Hubbell PFBRMC), gray.
PFBRFGY3	3-gang non-metallic carpet flange (includes three Hubbell PFBRMC), gray.
PFBR826GYA (1 per gang)	Duplex/Style Line® non-metallic cover plate, gray.




Tile Application - required components

Catalog Numbers	Description
PFBRMC (1 per gang)	Non-metallic mounting collar.
PFBRFRA (1 per gang)	Non-metallic cover frame, gray.
PFBR826GYA (1 per gang)	Duplex/Style Line® non-metallic cover plate, gray.

Option B - Metallic cover requirement.*

Carpet application, tapered flange - required components.

Catalog Numbers	Description
PFBRAC (1 per gang)	Non-metallic adapter collar.
S5017G (1 per gang)	Brass adapter frame with grounding lug.
SB3083*	1-gang tapered carpet flange, brass.
SB3084*	2-gang tapered carpet flange, brass.
SB3085*	3-gang tapered carpet flange, brass.



Carpet application, flat flange - required components.

Catalog Numbers	Description
PFBRAC (1 per gang)	Non-metallic adapter collar.
SB3083W*	1-gang flat carpet flange, brass.
SB3084W*	2-gang flat carpet flange, brass.
SB3085W*	3-gang flat carpet flange, brass.

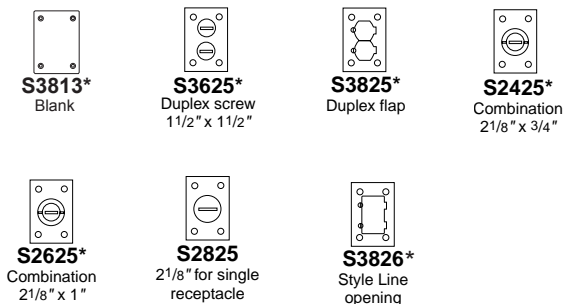
Tile application - required components (1 each per gang).

Catalog Numbers	Description
PFBRAC (1 per gang)	Non-metallic adapter collar.
S5017G* (1 per gang)	Brass adapter frame with grounding lug.

Note: Select any rectangular cover listed below (1 per gang).

STEP 3:

Select brass covers: all rectangular covers fit all rectangular boxes.



Note: See page L-22 for Hubbell Selector chart, to match receptacle to cover
* Also available in aluminum. Use "SA" prefix.

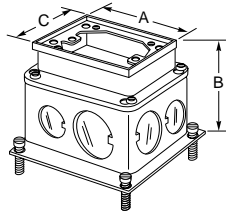
Dimensions in Inches (mm)

www.hubbell-wiring.com



Floor and Wall Boxes For Wooden Floors

ScrubShield™
Complies with UL514A



B2481



B2482



B2483



B2588, B2588275



B2589

	Rectangular Stamped Steel			Round Cast Iron				
Catalog Numbers (Single/Multi Service)	B2481	B2482	B2483	B2588*	B2588275	B2589▲◆		
Gangs	Single	Two	Three	Single	Single	Single		
Adjustability (Fully, Semi, Non)	Semi	Semi	Semi	Non	Non	Non		
External Height Adjustment - Inches (mm)	1.00" (25.4)	1.00" (25.4)	1.00" (25.4)	-	-	-		
Cubic Inch Capacity (cm ³)	42.00 (688.3)	42.50/gang (696.4)	42.50/gang (696.4)	18.50 (303.2)	18.50 (303.2)	10.30 (168.8)		
Dimensions - A Inches (mm)	4.50" (114.3)	4.50" (114.3)	4.50" (114.3)	4.19" (106.4)	4.19" (106.4)	3.44" (87.3)		
Dimensions - B Inches (mm)	3.13" (79.5)	3.13" (79.5)	3.13" (79.5)	3.75" (95.3)	3.75" (95.3)	2.63" (66.7)		
Dimension - C Inches (mm)	3.20" (81.3)	6.42" (163.1)	9.64" (244.9)	-	-	-		
Hubs/Knockouts - Opposite Sides	(1) Conc. 1/2", 3/4", 1"	(2) Conc. 1/2", 3/4", 1"	(3) Conc. 1/2", 3/4", 1"	-	(2) 3/4"	(2) 3/4"		
Hubs/Knockouts - Bottom	(1) Conc. 1/2" - 1 1/4"	(2) Conc. 1/2" - 1 1/4"	(3) Conc. 1/2" - 1 1/4"	(2) 1/2"	(2) 1/2"	(1) 3/4"		
Carpet Flanges (if required)				Diameter 6.25" (158.8)	Diameter 5.25" (133.4)			
Brass	SB3083W	SB3084W	SB3085W	S3082	S3182	-		
Aluminum	SA3083W	SA3084W	SA3085W	-	SA3182	-		
Polycarbonate	-	-	-	-	S3079	-		
Covers Only	 S3625* Duplex screw 1 1/2" x 11/2"	 S3825* Duplex flap	 S2425* Combination 2 1/8" x 3/4"	 S2625* Combination 2 1/8" x 1"	 S3325 2 1/8" single (terrazzo floors)	 S3925* Duplex flap	 S2525* Combination 2 1/8" x 3/4"	 S2530 2 1/8" x 3/4" Combination
	 S2825 2 1/8" for single receptacle	 S3425 2 3/8" for single receptacle	 S3826* Style Line Opening	 S3813* Blank	 S2725* Combination 2 1/8" x 1"	 S3525* 2 3/8" for single receptacle	 S3725* Duplex screw 1 1/2" x 1 1/2"	 S2730 2 1/8" x 1" Combination
					 S2925* 2 1/8" single receptacle		 S2930▲ 2 1/8"	
Combo Cover/Flange	No combo cover/flanges available, use separate carpet flange and cover only.			 SF3925 Duplex flap	 SF2725 Combination 2 1/8" x 1"	-		
				 SF2925 2 1/8" single receptacle	 SF2525 Combination 2 1/8" x 3/4"	-		

Key:
 * Also available with aluminum adapter rings. Use "BA" prefix for floor boxes, "SA" prefix for covers.
 ▲ Accepts only short strap single receptacles.
 ◆ Compact Series Floor Boxes.
 (For installation information of floor boxes for wood floors, see pages L-23 & L-24.)

Note: See page L-22 for Hubbell Selector chart, to match receptacle to cover.

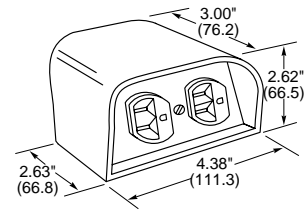


Floor and Wall Boxes

Above-Floor Service Fittings (Single Service)



Hubbell offers a variety of above-floor service pedestals to satisfy just about any requirement. Hubbell low profile service pedestals are available in aluminum or brass. Large capacity enables a choice of services - you can even create your own unique pedestal to satisfy specific requirements. Above floor service fittings are ideal for furniture feed applications.




Pedestals - Metallic - LO-CON (single service only)

Traditional metallic pedestals with die-cast aluminum frame, brushed aluminum housing and stainless steel faceplates. These pedestals are offered as component parts. They mount on floor box covers or floor deck/duct systems with a 3/4" or 1" threaded openings.

Create Pedestal – Create your own pedestal to meet specific service requirements. Order housing, face plates and devices separately.

Description	Catalog Numbers
Frame, housing, 3/4" chase nipple, without plates.	SC3098A
Frame, housing, 1" chase nipple, without plates.	SC3099A
Blank plate.	SS309B
Telephone bushing with 1" I.D. and (2) 3/8" K.O. for coax.	SS309T
Single receptacle plate with 1.39" (35.3) opening.	SS309S
Duplex receptacle plate.	SS309D
Style Line® plate.	SS309DS



Furniture Feed Plates – Use with SC3098A or SC3099A housings to feed furniture systems in office settings or display cases in retail applications.

Description	Catalog Numbers
Aluminum plate with 1.11" knockout.	SS309SF
Aluminum plate, blank.	SS309BF

Note: When using SS309SF on Hubbell's Lo-Con pedestals, SS309BF must be used on the opposite side.

Pedestals - Specialized Service - Brass Stem Type (single service only)

Create your own pedestal to meet specific service requirements. This forged brass housing has 3/4" I.P.S. stem. Service plates come in matching brass. Dimensions: Height 3.38" (85.9), Width 4.00" (101.6), Depth 2.50" (63.5).

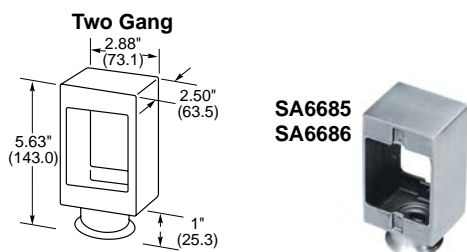
Description	Catalog Numbers
Horizontal stem-type housing (brass).	S6088
Plate for single receptacle, 1.39" (35.3) opening.	S609S
Plate for duplex receptacle.	S609D
Plate with telephone bushing, 1.00" (25.4) ID.	S609T
Blank plate.	S609B





Floor and Wall Boxes

Above-Floor Service Fittings (Single Service)



Pedestals - Specialized Service - Large Capacity Pedestals (single service only)

Designed to accommodate receptacles up to 50A (four-gang only). These brushed aluminum pedestals are furnished with either a 3/4" or 1" hub. Create your own unique pedestal with a wide choice of stainless steel plates and devices.

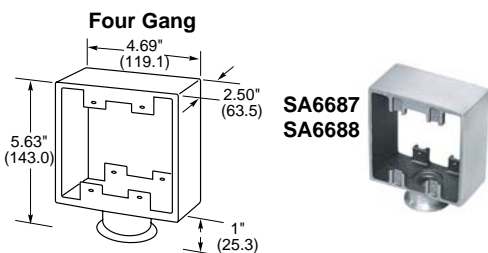
Description (Two Gang Housing)	Catalog Numbers
2-gang (front & back) with 3/4" hub.	SA6685
2-gang (front & back) with 1" hub.	SA6686



Plate Option - Single Gang

Description	Catalog Numbers
Duplex opening.	S8
Style Line® opening.	S26
Single receptacle opening - boss diameter 1.36" to 1.39" (34.5 to 35.3).	S7
Single receptacle opening - boss diameter 1.55" to 1.58" (39.4 to 40.1).	S720
Blank plate.	S13

Note: Cubic inch capacity: 27.20 (446.6cm³).



Description (Four Gang Housing)	Catalog Numbers
4-gang (2 front & 2 back), with 3/4" hub.	SA6687
4-gang (2 front & 2 back), with 1" hub.	SA6688

Note: Cubic inch capacity: 47.10 (771.7cm³).



Plate Option - Two Gang

Description	Catalog Numbers
Two duplex openings.	S82
Two Style Line openings.	S262
Two single receptacle openings - boss diameter 1.36" to 1.39" (34.5 to 35.3).	S72
Single receptacle opening - boss diameter 2.41" to 2.44" (61.2 to 62.0).	S701
Single receptacle opening - boss diameter 2.09" to 2.13" (53.1 to 54.1).	S703
Blank plate.	S23

Floor and Wall Boxes Accessories

Experiencing a problem? Let Hubbell accessories help solve it. Hubbell stacking (adjustable) collars are the answer if the box is set too low. Need a replacement? Choose from a full line of replacement covers and fittings. Hubbell accessories also help you with the protection you need for plugs and receptacles.

Problem solvers & replacement components Stacking (adjustable) collars & frames.

Designed to be used if floor is set too low beneath the floor surface or the adjustable collar and/or adapter on the box is damaged.

If the box number is . . .	Use Collar Number	Extension Value
B2429, B2427, B2436 or B2437	*C2400	.81" (20.5)
B2503, B2506	*C2504	1.06" (26.9)
B2529, B2536, B2527 or B2537	*C2500	1.06" (26.9)
B4233	*C4200	1.03" (26.2)
B4333	*C4300	1.03" (26.2)

Notes: * Only available as sets (collars and adapters). In cases where the adapter on the floor box is not damaged, and stacking only is required, discard the adapter and use only the collar. The adjustable collars listed above can be stacked as required to reach the floor surface. Longer screws will be required if more than one collar is stacked (screws not provided). These screws are commercially available. Flat head #12-24UNC machine screw x (approx. length). Minor Upward Adjustments: Round or Rectangular cover frames (trim rings) may be stacked if the floor box is only slightly recessed below the floor surface.

Replacement Components for Floor Box Covers & Fittings

Box Type	Dimension	Use Flange Number	Extension Value
Round	4.19" (106.4) diameter	S5016 or SA5016	.31" (7.9)
Rectangular	3.19" (81.0) x 4.38" (111.2)	S5017A or SA5017A	.31" (7.9)

Crown Plugs

Description	Used in the following covers	Catalog Numbers	
		Brass	Aluminum
3/4" thread size.	S2525, SA2525, S881, S2555, S2530, S2425, SA2425, SF2525	S5012	SA5012
1" thread size.	S2725, SA2725, S2755, S2730, S2625, SA2625, SF2725	S5013	SA5013

Flush Cap Rings

Description	Used in the following covers	Catalog Numbers	
		Brass	Aluminum
2 1/8" threaded plug with 3/4" thread size opening.	S2525, SA2525, S881, S2555, S2530, S2425, SA2425, SF2525	S5010	SA5010
2 1/8" threaded plug with 1" thread size opening.	S2725, SA2725, S2755, S2730, S2625, SA2625, SF2725	S5025	SA5025

Flush Plugs

Description	Used in the following covers	Catalog Numbers	
		Brass	Aluminum
3/4" I.P.S. thread size.	F1339, F1340	S5002	—
1" I.P.S. thread size.	F1539	S5003	—
1 1/2" fine thread size.	S3725, SA3725, S3625, SA3625	S5007	SA5007
2 1/8" fine thread size.	S2925, SA2925, S88, S2930, S2955, SF2925, S2825	S5020	SA5020
2 3/8" fine thread size.	S3525, S3425	S5030	—

Replacement Adjustable Collar



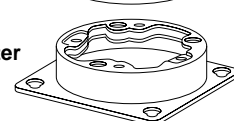
Cover Frame



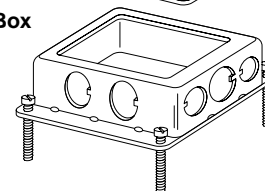
Adjustable Collar



Adapter



Box



Replacement Cover Frames



S5017A

S5016

Crown Plugs



S5013

S5012

Flush Cap Rings



S5010

Flush Plugs



S5007

Floor and Wall Boxes Accessories

Protective Ring for 2¹/₈"
Threaded Cover



S3061

Theater Seating Floor Box



F3185

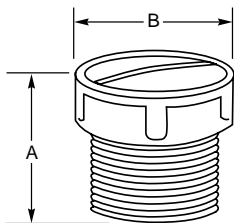
Adjustable Tops (Brass)



F1339



F1539



Adjustable Tops

Coupling (Brass)



F1340

Problem Solvers & Replacement Components Protective Ring for 2¹/₈" Threaded Covers

Description	Catalog Number
Provides mechanical and wet mop protection for plugs and receptacles (brass).	S3061

Theater Seating Floor Box

Description	Catalog Number
The theater seating floor box is nonadjustable and provides a 3/4" threaded hub for conduit connection to theater aisle lights. It permits opening of the enclosure for wiring without disturbing above floor connections. Other features include a cast iron box with a corrosion-resistant finish and a blank steel cover. Knockouts: (3/4" surface, 3/4" sides, 3/4" bottom) 18.80 cu. in. (380 cubic cm.).	F3185

Adjustable Tops (Brass)

Brass Outlet Fittings for Conduit Systems.

Future requirements for floor outlets may be accommodated by systematically studding the floor with these fittings, all radiating from one or more floor boxes, from which any changes or additions may be subsequently made by the pulling of wires from box to the outlet. Adjustment tops are male connections to be mounted on elbow or tee fittings. They provide a pre-pour adjustment and an available connection for above-floor service heads.

Description	A	B	Catalog Numbers
3/4" threaded conduit size (male).	1.25" (31.8)	1.44" (36.6)	F1339
1" threaded conduit size (male).	1.31" (33.3)	1.75" (44.5)	F1539

Note: Adjustment: 3/4" and 1" fittings permit 1/2" vertical adjustment.

Coupling (Brass)

Couplings are utilized for straight conduit connections when a floor box is not required. The conduit stub is brought to within approximately 1 1/4" of the planned surface, and the coupling is mounted and adjusted prior to the concrete pour. Standard service heads may be mounted to the couplings as required.


Description	A	B	Catalog Number
3/4" threaded conduit size (female).	1.44" (36.6)	1.25" (31.8)	F1340

Floor and Wall Boxes Technical Data

Hub Sizes & Locations














Catalog #	Box Type	A	B	C	D	E	F	G	H
B2436*	One-Gang	3/4"	3/4"	3/4"	3/4"	—	—	—	—
B243641	One-Gang	1"	1"	1"	1"	—	—	—	—
B2414	One-Gang	3/4"	3/4"	3/4"	3/4"	—	—	—	—
B2503	One-Gang	3/4"	3/4"	3/4"	3/4"	—	—	—	—
B2519	One-Gang	3/4"	3/4"	3/4"	3/4"	—	—	—	—
B2536	One-Gang	3/4"	3/4"	3/4"	3/4"	—	—	—	—
B253641	One-Gang	1"	1"	1"	1"	—	—	—	—
B4233*	Two-Gang	3/4"	3/4"	3/4"	3/4"	3/4"	3/4"	—	—
B423341	Two-Gang	3/4"	1"	1"	3/4"	1"	1"	—	—
B4214	Two-Gang	—	3/4"	3/4"	—	3/4"	3/4"	—	—
B4333*	Three-Gang	3/4"	3/4"	3/4"	3/4"	3/4"	3/4"	3/4"	3/4"
B433361	Three-Gang	1"	1"	3/4"	1"	1"	1"	3/4"	1"
B4314	Three-Gang	—	3/4"	3/4"	3/4"	—	3/4"	3/4"	3/4"























Note: * Also available with aluminum adapter rings. Use "BA" prefix.



Floor Boxes Technical Data

Hubbell Selector Chart, Receptacles, Covers

Cover Style	Terazzo	2 1/8"	2 1/8"	2 1/8"	Duplex Flap	Duplex Plug	Style Line	2 1/8"	2 1/8"	2 1/8"
Round	 S3325	 S3525	 S2925 SA2925 SF2925		 S3925 SA3925 SF3925	 S3725 SA3725		 S88	 S2955	 S2930
Rectangular		 S3425		 S2825	 S3825 SA3825	 S3625 SA3625	 S3826* SA3826			

Rating	Configuration	NEMA										
2P, 3W 15A, 125V		5-15R	HBL5251 HBL5261	HBL5251 HBL5261	HBL5251 HBL5261	HBL5251 HBL5261	CR5262 CR5252IG HBL5242 HBL5252 HBL5262 IG5262	CR5262 CR5252IG HBL5242 HBL5252 HBL5262 IG5262	HBL2152 IG2152 GFR5252A HBL5262SA	HBL5258 HBL5284	HBL5258 HBL5284	HBL5258 HBL5284
2P,3W 15A, 125V		L5-15R	HBL4710	HBL4710	HBL4710	HBL4710	HBL4700 IG4700A HBL4792 HBL4794 HBL4795	HBL4700 IG4700A HBL4792 HBL4794 HBL4795		HBL4713 HBL4713	HBL4713	HBL4713
2P, 3W 15A, 250V		6-15R	HBL5651 HBL5661	HBL5651 HBL5661	HBL5651 HBL5661	HBL5651 HBL5661	HBL5652 HBL5662	HBL5652 HBL5662		HBL5658 HBL5658	HBL5658	HBL5658
2P, 3W 15A, 250V		L6-15R	HBL4560	HBL4560	HBL4560	HBL4560	HBL4550	HBL4550		HBL4563 HBL4563	HBL4563	
2P, 3W 15A, 277V		7-15R					HBL5302	HBL5302				
2P, 3W 15A, 277V		L7-15R	HBL4760	HBL4760	HBL4760	HBL4760	HBL4750	HBL4750		HBL4763 HBL4763	HBL4763	
2P, 3W 20A, 125V		5-20R	HBL5351 HBL5361	HBL5351 HBL5361	HBL5351 HBL5361	HBL5351 HBL5361	CR5362 CR5352IG HBL5342 HBL5352 HBL5362 IG5362	CR5362 CR5352IG HBL5342 HBL5352 HBL5362 IG5362	HBL2162 IG2162 GFR5352A HBL5362SA	HBL5358 HBL5358	HBL5357 HBL5358	
2P, 3W 20A, 125V		5-20R					HBL5392	HBL5392				
2P, 3W 20A, 125V		L5-20R	HBL2310	HBL2310	HBL2310							
2P, 3W 20A, 250V		6-20R	HBL5461	HBL5461	HBL5461	HBL5461	HBL5462	HBL5462				
2P, 3W 20A, 250V		L6-20R	HBL2320	HBL2320	HBL2320							
2P, 3W 30A, 125V		L5-30R	HBL2610	HBL2610	HBL2610							
2P, 3W 30A, 250V		L6-30R	HBL2620	HBL2620	HBL2620							
3P, 4W, 20A 125/250V		14-20R L14-20R	HBL8410 HBL2410	HBL8410 HBL2410		HBL8410 HBL2410						
3P, 4W, 20A 30 250V		15-20R L15-20R	HBL8420 HBL2420	HBL8420 HBL2420		HBL8420 HBL2420						
3P, 4W, 30A 125/250V		L14-30R	HBL2710	HBL2710								
3P, 4W, 30A 3Ø 250V		L15-30R	HBL2720	HBL2720								
3P, 4W, 30A 3Ø 600V		L17-30R	HBL2740	HBL2740								
4P, 5W, 20A 3Ø Y 120/208V		L21-20R	HBL2510	HBL2510	HBL2510	HBL2510						
4P, 5W, 20A 3Ø Y 347/600V		L23-20R	HBL2530	HBL2530	HBL2530	HBL2530						
4P, 5W, 30A 3Ø Y 120/208V		L21-30R	HBL2810	HBL2810								
4P, 5W, 30A 3Ø Y 347/600V		L23-30R	HBL2830	HBL2830								

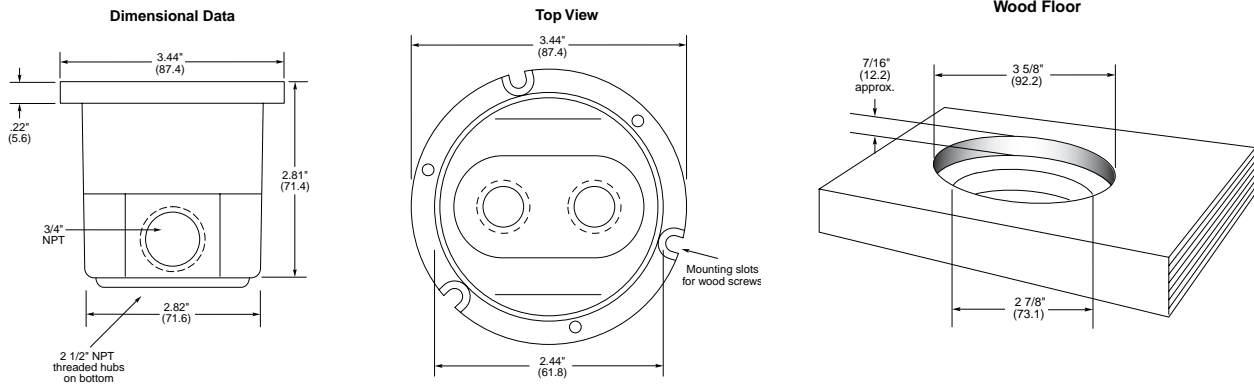
Floor and Wall Boxes

Technical Data

Round Floor Boxes for Wooden Floors

Installation Data (Catalog No. B2589)

This floor box will only accept a short-strap receptacle



Threaded Hubs

One 1/2" and
one 3/4" on bottom

Two 3/4" on
opposite sides

Catalog Number

B2589 (This floor box will only accept a short-strap receptacle)

Steps

1. Cut a 2 7/8" (73.1) diameter hole in wood floor.
2. Counter sink a 3 5/8" (92.2) diameter hole, approximately 7/16" (11.2) deep.

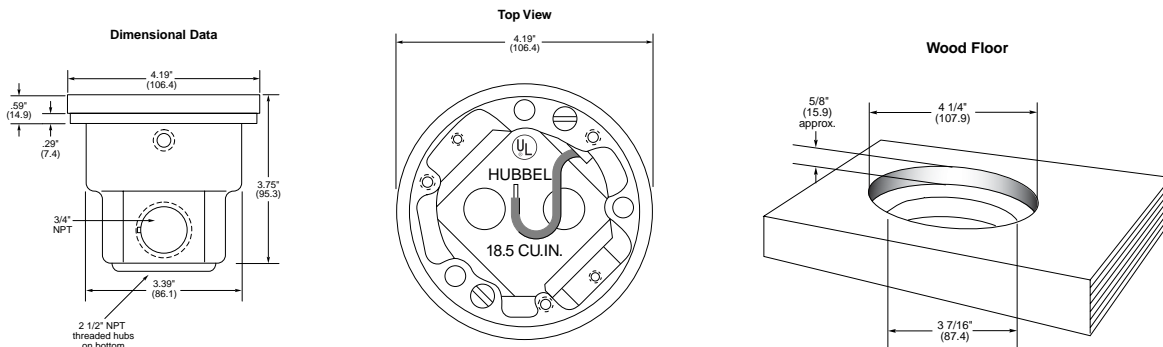
Note: If floor covering is used, vary countersink depth accordingly.

3. Insert floor box.
4. Fasten floor box to floor via 3 wood screws (through 3 slots in floor box flange). (Wood screws not provided).
5. Install desired floor box cover (e.g., catalog number S2530).

Note: See page L-16 for selection of covers.

Floor and Wall Boxes Technical Data

*Round and Rectangular Floor Boxes for Wooden Floors
Installation Data (Catalog No. B2588, BA2588, B2588275)
These floor boxes will accept a standard duplex receptacle*



Threaded Hubs

Two 1/2" on bottom	Two 3/4" on opposite sides	Catalog No.
Yes	No	B2588
Yes	No	BA2588
Yes	Yes	B2588275

Note: All tapped holes are plugged.

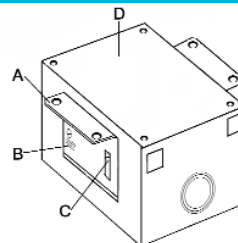
Steps

1. Cut a 37/16" (87.31) diameter hole in wood floor.
2. Counter sink a 4 1/4" (107.95) diameter hole, approximately 5/8" (15.9) deep.
Note: If floor covering is used, vary countersink depth accordingly.
3. Insert floor box.
4. Remove brass (or aluminum) ring.

5. Fasten floor box to floor via 3 wood screws (through 3 slots in floor box flange). Wood screws are not provided.
6. Re-install brass (or aluminum) ring to accept floor box cover (e.g., catalog number S3925).
7. Discard ring if metallic carpet flange is required (e.g., catalog number S3082, S3182).

Note: See page L-16 for selection of covers.

Rectangular Floor Boxes for Wooden Floors
Installation Data (Catalog No. B2481 B2482, B2483).



Installation

Steps

1. Determine the installation location on the floor.
2. Cut the appropriate sized rectangular hole into the floor.
 - 1 Gang floor box: 3 5/8" x 4 1/2"
 - 2 Gang floor box: 6 7/8" x 4 1/2"
 - 3 Gang floor box: 10 1/16" x 4 1/2"
3. Loosen and adjust the side mounting brackets (A) to appropriate numbered line markings (B) on the sides of the floor box. See the table below to determine the appropriate bracket setting based on the thickness of the finished floor and flange installation preference. Refasten the mounting brackets by securely tightening the screws (C) on both sides.
4. Debris cover (D) is to remain installed onto the floor box until floor box flange installation.

INSTALLATION INTO SUB-FLOOR (NEW WORK)

1. Insert the floor box into the opening of the sub-floor. Mark the sub-floor to recess the mounting brackets by tracing the outline locations of the mounting brackets on the sub-floor and remove box.
2. Chisel or rout the marked bracket locations 1/16" deep into the sub-floor.
3. Replace the floor box into the sub-floor opening and secure brackets into the sub-floor with #6 flat head wood screws.

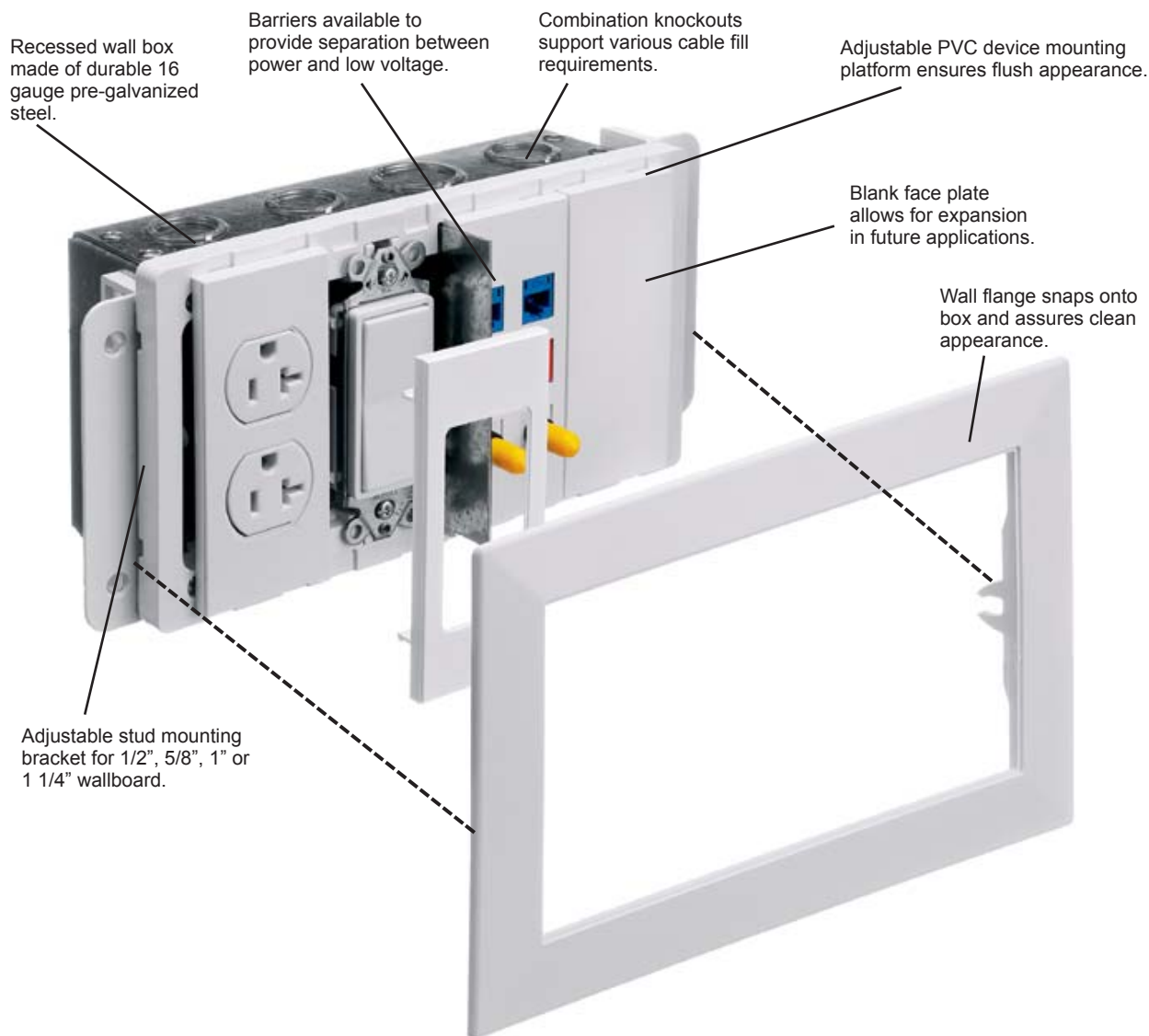
INSTALLATION INTO EXISTING FLOOR (OLD WORK)

1. Loosen and adjust the mounting brackets to the numbered line '0' on the sides of the floor box. Re-fasten the mounting brackets by securely tightening the screws (both sides).
2. Insert the floor box into the hole in the finished floor.
3. Refer to the floor box installation instructions for finishing the installation.

Finished Floor Thickness	Installation Preference	Required Bracket Setting
3/8"	Flange flush with finished floor (routed floor)	1
3/8"	Flange on top of finished floor	2
1/2"	Flange flush with finished floor (routed floor)	2
1/2"	Flange on top of finished floor	3
3/4"	Flange flush with finished floor (routed floor)	4
3/4"	Flange on top of finished floor	5

MULTI-CONNECT® Recessed Wall Boxes

Features and Benefits



Hubbell Multi-Connect® Recessed Wall Boxes provide a versatile “in the wall” solution for single and multi-service applications. The product offering includes one, two, three, four and six gang boxes, barriers for separation of power and low voltage services, and a wide variety of modular face plates and wall flanges to match office decor. The recessed wall boxes are available in three styles: multi-service wall boxes for drywall applications, low-voltage wall boxes for drywall applications and multi-service wall boxes for masonry wall applications.

The drywall boxes feature a unique mounting stud bracket that allows the boxes to be used with 1/2”, 5/8”, 1” and 1 1/2” drywall. Concentric knockouts support the use of a variety of conduit sizes and cable fill needs. The modular face plates are available in a traditional screw type as well as a snap-in style for ease of installation with no exposed hardware. The installation is completed with snap-on wall flanges for a clean appearance. The Multi-Connect system provides superior aesthetics while reducing labor and allowing for future expansion capability.

MULTI-CONNECT® Recessed Wall Boxes

Boxes and Flanges



1-Gang



2-Gang



3-Gang



4-Gang



6-Gang




1-Gang



2-Gang



3-Gang



4-Gang



6-Gang

Multi-Service Recessed Wall Boxes for Drywall Applications

Description	Catalog Numbers
Multi-service recessed wall box, 1-gang, for drywall applications.	HBLWSCS1
Multi-service recessed wall box, 2-gang, for drywall applications.	HBLWSCS2
Multi-service recessed wall box, 3-gang, for drywall applications.	HBLWSCS3
Multi-service recessed wall box, 4-gang, for drywall applications.	HBLWSCS4
Multi-service recessed wall box, 6-gang, for drywall applications.	HBLWSCS6
Barrier for use with above boxes when used in multi-service applications.	HBLSCSBW

Low Voltage Recessed Wall Boxes for Drywall Applications

Description	Catalog Numbers
Low Voltage recessed wall box, 2-gang, for drywall applications.	HBLWSCS2MMO
Low Voltage recessed wall box, 3-gang, for drywall applications.	HBLWSCS3MMO
Low Voltage recessed wall box, 4-gang, for drywall applications.	HBLWSCS4MMO
Low Voltage recessed wall box, 6-gang, for drywall applications.	HBLWSCS6MMO

Multi-Service Recessed Wall Boxes for Masonry Applications

Description	Catalog Numbers
Multi-service recessed wall box, 1-gang, for masonry applications.	HBLWSCS1MBD
Multi-service recessed wall box, 2-gang, for masonry applications.	HBLWSCS2MBD
Multi-service recessed wall box, 3-gang, for masonry applications.	HBLWSCS3MBD
Multi-service recessed wall box, 4-gang, for masonry applications.	HBLWSCS4MBD
Multi-service recessed wall box, 6-gang, for masonry applications.	HBLWSCS6MBD
Barrier for use with above boxes when used in multi-service applications.	HBLSCSBMBD

Wall Box Flanges- Trim Rings

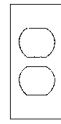
Description	Color	Catalog Numbers
Wall box flange for 1-gang boxes.	White	HBLTRIM1WWA
	Ivory	HBLTRIM1WI
	Gray	HBLTRIM1WGY
	Black	HBLTRIM1WBK
Wall box flange for 2-gang boxes.	White	HBLTRIM2WWA
	Ivory	HBLTRIM2WI
	Gray	HBLTRIM2WGY
	Black	HBLTRIM2WBK
Wall box flange for 3-gang boxes.	White	HBLTRIM3WWA
	Ivory	HBLTRIM3WI
	Gray	HBLTRIM3WGY
	Black	HBLTRIM3WBK
Wall box flange for 4-gang boxes.	White	HBLTRIM4WWA
	Ivory	HBLTRIM4WI
	Gray	HBLTRIM4WGY
	Black	HBLTRIM4WBK
Wall box flange for 6-gang boxes.	White	HBLTRIM6WWA
	Ivory	HBLTRIM6WI
	Gray	HBLTRIM6WGY
	Black	HBLTRIM6WBK

Note: See page L-28 for technical information.


MULTI-CONNECT®

Recessed Wall Boxes

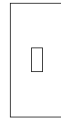
Screw and Snap-In Type Face Plates



Duplex



Style Line



Toggle




Blank



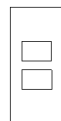
Hubbell

Modular Face Plates*

Color	Catalog Numbers				
White	HBLST302SWA	HBLDE301SWA	HBLTO310SWA	HBLBL300SWA	HBL317SWA
Ivory	HBLST302SI	HBLDE301SI	HBLTO310SI	HBLBL300SI	HBL317SI
Black	HBLST302SBK	HBLDE301SBK	HBLTO310SBK	HBLBL300SBK	HBL317SBK
Gray	HBLST302SGY	HBLDE301SGY	HBLTO310SGY	HBLBL300SGY	HBL317SGY



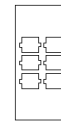
AMP



AMP-ACO



Krone/Leviton



Avaya (Lucent)



NORDX

Modular Face Plates*

Color	Catalog Numbers				
White	HBLAMP313SWA	HBLAM303SWA	HBLKR314SWA	HBLLT309SWA	HBLNO309SWA
Ivory	HBLAMP313SI	HBLAM303SI	HBLKR314SI	HBLLT309SI	HBLNO309SI
Black	HBLAMP313SBK	HBLAM303SBK	HBLKR314SBK	HBLLT309SBK	HBLNO309SBK
Gray	HBLAMP313SGY	HBLAM303SGY	HBLKR314SGY	HBLLT309SGY	HBLNO309SGY



NORDX DVO1



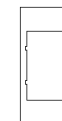
NORDX DVO2



Ortronics



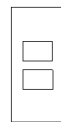
Ortronics #2



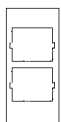
Panduit

Modular Face Plates*

Color	Catalog Numbers				
White	HBLNO311SWA	HBLNO312SWA	HBLOR306SWA	HBLORT322SWA	HBLPA308SWA
Ivory	HBLNO311SI	HBLNO312SI	HBLOR306SI	HBLORT322SI	HBLPA308SI
Black	HBLNO311SBK	HBLNO312SBK	HBLOR306SBK	HBLORT322SBK	HBLPA308SBK
Gray	HBLNO311SGY	HBLNO312SGY	HBLOR306SGY	HBLORT322SGY	HBLPA308SGY



Siemon #1



Siemon #2

Modular Face Plates*

Color	Catalog Numbers	
White	HBLSI305SWA	HBLSI315SWA
Ivory	HBLSI305SI	HBLSI315SI
Black	HBLSI305SBK	HBLSI315SBK
Gray	HBLSI305SGY	HBLSI315SGY

Notes: *Catalog numbers listed above are traditional screw type. For snap-in style plates, eliminate "S" suffix from catalog number, (i.e. HBLST302SWA- screw type. HBLST302WA-snap-in type). See Page L-28 for technical information.

MULTI-CONNECT® Recessed Wall Boxes

Technical Information

Dimensional Data

Hubbell Type	Height	Width	Depth	Gangs
HBLWSCS1	4.44" (112.8)	2.56" (65.0)	2.75" (69.8)	1
HBLWSCS2	4.44" (112.8)	4.56" (115.8)	2.75" (69.8)	2
HBLWSCS3	4.44" (112.8)	6.56" (166.6)	2.75" (69.8)	3
HBLWSCS4	4.44" (112.8)	8.56" (217.4)	2.75" (69.8)	4
HBLWSCS6	4.44" (112.8)	12.56" (319.0)	2.75" (69.8)	6
HBLWSCS2MMO	4.88" (123.8)	4.75" (120.7)	3.50" (88.9)	2
HBLWSCS3MMO	4.88" (123.8)	6.75" (171.4)	3.50" (88.9)	3
HBLWSCS4MMO	4.88" (123.8)	9.25" (235.0)	3.50" (88.9)	4
HBLWSCS6MMO	4.88" (123.8)	13.25" (336.6)	3.50" (88.9)	6
HBLWSCS1MBD	4.88" (123.8)	2.75" (69.9)	3.50" (88.9)	1
HBLWSCS2MBD	4.88" (123.8)	4.79" (120.7)	3.50" (88.9)	2
HBLWSCS3MBD	4.88" (123.8)	6.75" (171.4)	3.50" (88.9)	3
HBLWSCS4MBD	4.88" (123.8)	9.25" (235.0)	3.50" (88.9)	4
HBLWSCS6MBD	4.88" (123.8)	13.25" (336.6)	3.50" (88.9)	6
HBLTRIM1W	6.75" (171.4)	4.25" (107.9)	.25" (6.3)	1
HBLTRIM2W	6.75" (171.4)	6.25" (158.7)	.25" (6.3)	2
HBLTRIM3W	6.75" (171.4)	8.25" (209.5)	.25" (6.3)	3
HBLTRIM4W	6.75" (171.4)	10.25" (260.3)	.25" (6.3)	4
HBLTRIM6W	6.75" (171.4)	13.25" (336.5)	.25" (6.3)	6

Cable Access Knockouts and Openings

Hubbell Type	Quantity	Size	Location	Type
HBLWSCS1MBD	2	1/2" x 3/4"	Top & Bottom	Knockouts
HBLWSCS2MBD	4	1/2" x 3/4"	Top & Bottom	Knockouts
HBLWSCS3MBD	6	1/2" x 3/4"	Top & Bottom	Knockouts
HBLWSCS4MBD	8	1/2" x 3/4"	Top & Bottom	Knockouts
HBLWSCS6MBD	12	1/2" x 3/4"	Top & Bottom	Knockouts
HBLWSCS2MMO	1	2"	Top & Bottom	Opening
HBLWSCS3MMO	1	1 1/4"	Side	Knockouts
	1	1 1/4"	Top	Opening
	4	1/2" x 3/4"	Top	Knockouts
	1	2"	Bottom	Opening
HBLWSCS4MMO	1	1 1/4"	Side	Knockouts
	2	1 1/4"	Top	Openings
	4	1/2" x 3/4"	Top	Knockouts
	1	2"	Bottom	Opening
	1	1/2" x 3/4"	Bottom	Knockouts
	1	3/4" x 1"	Bottom	Knockouts
HBLWSCS6MMO	1	1 1/4"	Side	Knockouts
	3	1 1/4"	Top	Openings
	6	1/2" x 3/4"	Top	Knockouts
	2	2"	Bottom	Openings
	1	1/2" x 3/4"	Bottom	Knockouts
	1	3/4" x 1"	Bottom	Knockouts
HBLWSCS1	1	1/2" x 3/4"	Top & Bottom	Knockouts
HBLWSCS2	2	1/2" x 3/4"	Top & Bottom	Knockouts
HBLWSCS3	3	1/2" x 3/4"	Top & Bottom	Knockouts
HBLWSCS4	3	1/2" x 3/4"	Top & Bottom	Knockouts
	1	3/4" x 1"	Top & Bottom	Knockouts
HBLWSCS6	4	1/2" x 3/4"	Top & Bottom	Knockouts
	1	3/4" x 1"	Top & Bottom	Knockouts