



DELIVERY

SYSTEMS

Hubbell's innovative delivery solutions provide consumers with the flexibility to create personalized solutions for the most demanding multi-service applications. Hubbell delivers a consistent, aesthetic and functional solution for floor, wall, furniture, surface or ceiling applications. Just add an audio/video, data, power or voice connector and the delivery solution maintains a perfect and complimentary look.





DELIVERY SYSTEMS

PRODUCT	PAGE
HUBBELL SYSTEMONE FLOOR BOXES	Q4
HUBBELL SYSTEMONE SUB-PLATES	Q6
RECESSED CONCRETE FLOOR BOXES	Q7
UNLOADED RAISED ACCESS FLOOR BOXES AND FACE PLATES	Q11
RESIDENTIAL FLUSH FLOOR BOXES FOR WOODEN FLOORS.	Q12
RESIDENTIAL NON-METALLIC FLOOR BOX FOR CONCRETE FLOORS	Q13
FURNITURE AND WORK SURFACE CONNECTIVITY BOXES	Q14
MULTI-CONNECT RECESSED WALL BOXES AND FLANGES	Q17
RECESSED AV IN-WALL AND CEILING ENCLOSURES	Q18
HUBBELL SYSTEMONE ONE-PIECE POKE-THROUGHS	Q19
HUBBELL SYSTEMONE THROUGH FLOOR FITTINGS.	Q21
HUBBELL SYSTEMONE SUB-PLATES	Q22
HUBBELL SYSTEMONE CONFIGURATION CHART	Q23
2X2 FLUSH FRPT 3-INCH CORE HOLE UNITS	Q24
FLUSH DUPLEX FRPT	Q25
FLUSH FURNITURE FEED FRPT	Q26
PAINTED PEDESTAL FRPT TWO-PIECE UNITS.	Q27
BRUSHED ALUMINUM PEDESTAL FRPT	Q28
UNDER CABINET/COUNTER POWER DISTRIBUTION	Q29
JLOAD® MULTIMEDIA OUTLET.	Q30
ALUMINUM SERVICE POLES	Q31




Non-Metallic

Non-corrosive plastic parallel conduit hubs reduce labor and material cost, facilitating easier wire pull.



Cast Iron

Corrosion resistant for on-grade applications.



Stamped Steel

Economical and light weight for above-grade applications.



Stamped Steel AV

Accommodates high-capacity multimedia applications including an oversized 1½" N.P.T. threaded data hub.

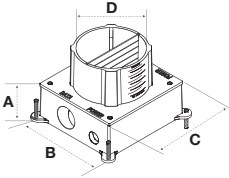
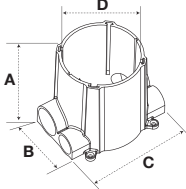




- Designed to Accommodate Multi-Service Applications with the Wide Offering of Hubbell SystemOne Sub-Plates
- Common/Exchangeable Sub-Plates
- Cut Box After Pour for Final Leveling
- RoHS Compliant

Specifications

- Minimum pour depth 3" (S1PFB) or 3½" (S1CFB, S1SFB, S1SFBV)
- Standard 1" power entry
- Approved for use in City of Chicago





Dimensions Inches (mm)	Cast Iron	Steel	Steel AV	Non-Metallic	
 <p>Metal</p>	 <p>Non-Metallic</p>	 <p>S1CFB*</p>	 <p>S1SFB*</p>	 <p>S1SFBAV*</p>	 <p>S1PFB</p>
Min. Depth of Pour	3.50" (89)	3.50" (89)	3.50" (89)	3.00" (76)	
Adjustability	Fully	Fully	Fully	Fully	
Cubic Inch (cm ³) Capacity	156.0 cu. in. (2556 cm ³)	175.7 cu. in. (2879 cm ³)	177.5 cu. in. (2910 cm ³)	100 cu. in. (1639 cm ³)	
Dimensions – A	3.00" (76)	3.00" (76)	3.00" (76)	6.00" (152)	
Dimensions – B	7.26" (184)	7.50" (191)	7.50" (191)	5.58" (142)	
Dimensions – C	7.45" (189)	7.38" (187)	7.38" (187)	8.76" (222)	
Dimensions – D (Inside Diameter)	5.00" (127)	5.00" (127)	5.00" (127)	5.00" (127)	
Power Entries	1" N.P.T. Access Holes	¾", 1" Concentric KO	¾", 1" Concentric KO	1" Conduit Hub	
Data Entries	1½" N.P.T. Access Holes	¾", 1", 1¼" Concentric KO	1½" Threaded Hub (included)	1½" Conduit Hub	
Concrete Cover Included	✓	✓	✓	✓	
Closure Plugs Included	✓	–	✓	✓	
Reducers	–	–	–	✓ (see below)	
Accepts Hubbell SystemOne Universal Cover	✓	✓	✓	✓	
Cover Mounting Clips Included	✓	✓	✓	✓	
Non-Metallic Low Voltage Divider Included (S1DIV1)	✓	✓	✓	✓	

*S1CFB, S1SFB, S1SFBAV are approved for use in the City of Chicago.
Note: UL File Number E92074
CSA File Number LR18416

S1PFB reducers included: Qty (2) combo plug/reducers 1" to ¾"
Qty (2) reducers 1½" to 1"
Qty (2) reducers 1½" to ¾"
Qty (2) plugs 1½"

Hubbell SystemOne Universal Covers

Description	Catalog No.
Carpet	S1CFCxx
Tile	S1TFCxx

xx = Color: **AL** (Aluminum Finish), **BRS** (Brass Finish), **BL** (Black), **GY** (Gray) and **I** (Ivory).



S1CFLAL



S1TFLAL

Floor Box Accessories

Description	Catalog No.
Abandonment plate, black	S1AP4BL
Abandonment plate, gray	S1AP4GY
Replacement side by side divider	S1DIV1
1½" threaded hub	S1AVHUB15*
Replacement universal cover mounting clips	S1FBCLIP5PK



S1AP4BL



S1DIV1



S1AVHUB15



S1FBCLIP5PK

*For use with S1SFBAV ONLY. Permits feed-through applications. S1SFBAV floor box includes one (1) threaded hub.



Complies with UL514 A & C



Performance

Hubbell's modular sub-plate design allows users to economically upgrade Hubbell SystemOne fire-rated poke-throughs and floor boxes to accommodate future moves, adds and changes.



Common Theme

Same covers for both floor boxes and fire-rated poke-throughs.



Universal Wiring

Hubbell 4x4: four 20 amp, 125 volt receptacles and four keystone openings for category rated applications.



Low Profile

Flange meets ADA requirements; hinged doors open 180 degrees.

- Features ScrubShield® Technology that Exceeds UL 514 Scrub Water Exclusion Requirements
- The Universal Carpet or Tile Flange can be Used for Hubbell SystemOne Floor Boxes and Fire-Rated Poke-Throughs
- Locking Studs Allow Each Door to be Secured Independently
- RoHS Compliant

Specifications



















- Five architectural finishes — brass, aluminum, black, grey and ivory
- Durable cast aluminum construction



Complies with UL514 A & C



Description	Catalog No.	Description	Catalog No.	Description	Catalog No.
Style Line® Decorator/GFCI (2) Style Line® Decorator openings for power and/or datacom applications. ③ Non-Metallic ③.5 Metal	 S1SP	Duplex/Duplex (2) Duplex openings for power and/or datacom applications. ③ Non-Metallic ③.5 Metal	 S1SPDU	Duplex/Style Line® Decorator (1) Duplex and (1) Style Line® Decorator opening for power and/or datacom applications. ③ Non-Metallic ③.5 Metal	 S1SPDUSL
Hubbell 4 X 4 (4) 20A, 125V receptacles. (4) Keystone openings for Hubbell jacks or flush AV connectors. Power can be wired as single or two circuit with isolated ground capability. Provided with 15 ft. wire leads Provided with 30 ft. wire leads	 S1SP4X4	Carpet Furniture Feed Cover/Flange* (1) 3/4" and (1) 1 1/2" N.P.T. access holes for power and/or datacom applications. Universal cover not required. Includes carpet flange.	 S1SPFFAL	Tile Furniture Feed Cover/Flange* (1) 3/4" and (1) 1 1/2" N.P.T. access holes for power and/or datacom applications. Universal cover not required. Includes tile flange.	 S1SPFFTAL
	S1SP4X415 S1SP4X430	Aluminum Fin. Brass Fin. Black Gray ③ Non-Metallic ③.5 Metal	Aluminum Fin. Brass Fin. Black Gray ③ Non-Metallic ③.5 Metal	Aluminum Fin. Brass Fin. Black Gray ③ Non-Metallic ③.5 Metal	S1SPFFBRS S1SPFFBL S1SPFFGY S1SPFFTAL S1SPFFTBRS S1SPFFTBL S1SPFFTGY
Single Receptacle + Data Opening for 20 or 30A Twist-Lock® receptacle (1.56" OD) and (2) Keystone openings for Hubbell jacks or flush AV connectors.	 S1SPTL	Hubbell DataCom + Power (1) 20A, 125V receptacle and 3-unit recessed Hubbell iSTATION opening for data, voice, and AV applications.	 S1SP3IM	Hubbell DataCom + Duplex (1) Duplex opening, (2) flush Keystone openings and 1.5 unit recessed Hubbell iSTATION opening for data, voice and AV applications.	 S1SPDU2IM
Hubbell DataCom + Style Line® Decorator (1) Style Line® Decorator opening, (2) flush Keystone openings and 1.5 unit recessed Hubbell iSTATION opening for data, voice and AV applications.	 S1SPSL2IM	Hubbell DataCom 1 unit flush Hubbell iSTATION opening and 3-unit recessed Hubbell iSTATION opening for data, voice, and AV applications.	 S1SP4IM	Active Multimedia + Power Single 20A, 125V receptacle; (2) flush Keystone openings; (1) rectangular Style Line® Decorator opening to accommodate active multimedia modules or low voltage outlet frames.	 S1SPAMM20
Extron® or FSR + Power (1) 20A, 125V receptacle. Recessed opening for (3) single Extron® MAAP series adapter plates or FSR IPS plates.	 S1SPEXT1	Extron® or FSR + Power (1) 20A, 125V receptacle. Recessed opening for (1) single Extron® MAAP and (2) single AAP series adapter plates or FSR IPS plates.	 S1SPEXT2	Extron® or FSR Single-Service Recessed opening for (2) single Extron® MAAP and (2) single AAP series adapter plates or FSR IPS plates.	 S1SPEXT3
Extron® AAP + Power (1) 20A, 125V receptacle. (2) flush Keystone and recessed opening for (2) single Extron® AAP Series adapter plates.	 S1SPEXT4				

⊖ Signifies minimum depth of concrete pour in inches for Metal Floor Boxes (S1CFB, S1SFB and S1SFBV) and Non-Metallic Floor Box (S1PFB).
 Note: *Furnished with two screw-in flexible metal conduit connectors.

Sub-Plate Accessories

Replacement threaded conduit plugs

1 1/2" plug

S1FP15xx



S1FP15BL

3/4" plug

S1FP34xx



S1FP34BL

xx = Color: **AL** (Aluminum Finish), **BRS** (Brass Finish), **BL** (Black) and **GY** (Gray). See V30 for color chart.

*Used with S1SPFFxx and S1SPFFTxx only. Sub-plate is supplied with plugs.

Extron® is a registered trademark of Extron Electronics.

ScrubShield®

Complies with UL514 A & C



Dimensions Inches (mm)

Stamped Steel

Cast Iron

Style	2-Gang	2-Gang
	<p>3SFBS</p>	<p>3SFBC</p>
Min. Depth of Pour	3.00" (76)	3.00" (76)
Adjustability	Before pour	Before pour
Cubic Inch (cm ³) Capacity Per Chamber	22.4 cu. in. (367 cm ³)	21.6 cu. in. (354 cm ³)
Dimensions – A	2.88" (73)	3.00" (76)
Dimensions – B	12.20" (310)	12.88" (327)
Dimensions – C	5.52" (140)	6.00" (152)
Threaded Access Holes	–	Sides (2) 3/4", Ends (1) 1 1/4" Center Area (1) 1 1/4" (each side)
Knockouts	Sides (2) 3/4", Ends (1) 1" Center Area (1) Concentric 1", 1 1/4" (each side)	–
Concrete Cover Included	✓	✓
Closure Plugs Included	–	✓
Brackets Included	(1) 3SFBRP and (1) 3SFBTTP	(1) 3SFBRP and (1) 3SFBTTP

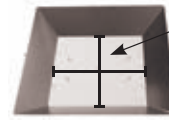

Note: UL File Number E31999. CSA File Number LR18416.

Accessories

On-Grade Barrier

The on-grade barrier is intended for use on installations at grade level. This accessory is installed prior to the concrete pour and provides a barrier between the soil. The on-grade barrier comes with leveling feet and anchor points.

CFBOGPAN4



Pour Pan Dimensions:
15.75 in. sq.
4 in. depth

Floor Box Covers with Carpet Recess

Reinforced non-metallic cover

3SFBCxxA

xx = Color: **BK** (Black), **BR** (Brown), **GY** (Gray) and **I** (Ivory).



3SFBCBKA

Brackets

3SFBRP



Duplex Knockout

3SFBDS



Style Line® Decorator Opening

3SFBS



Single Receptacle Opening (1.39" boss dia.)

3SFBB



Blank

3SFBTTP



Voice/Data (2) Jack Knockouts (.6" x .75")

3SFBIM



3-Unit iSTATION Opening (See Section C for module options)



Complies with UL514 A & C



Dimensions Inches (mm)	Stamped Steel			Cast Iron
Style	4-Gang Deep	4-Gang Shallow	8-Gang Deep	4-Gang Shallow
	<p>HBLCFB301BASE</p>	<p>HBLCFB401BASE</p>	<p>HBLCFB501BASE</p>	<p>HBLCFB401CB</p>
Min. Depth of Pour	4.25" (108)	3.00" (76)	5.25" (133)	3.25" (83)
Adjustability	Before pour	Before pour	Before pour	Before pour
Cubic Inch (cm ³) Capacity Per Chamber	29.5 cu. in. (483 cm ³)	25.5 cu. in. (418 cm ³)	49.5 cu. in. (811 cm ³)	25.5 cu. in. (418 cm ³)
Dimensions – A	4.0" (102)	2.63" (67)	5.13" (130)	3.13" (80)
Dimensions – B	10.0" (254)	10.0" (254)	10.0" (254)	10.0" (254)
Dimensions – C	10.0" (254)	10.0" (254)	10.0" (254)	10.0" (254)
Threaded Access Holes – Per Chamber	–	–	–	(2) 1"
Knockouts – Per Chamber	(1) Concentric 1/2", 3/4" (1) Concentric 3/4", 1" (1) 1 1/4"	(3) Concentric 1/2", 3/4"	(1) Concentric 1/2", 3/4" (1) Concentric 3/4", 1" (1) 1 1/4"	–
Concrete Cover Included	✓	✓	✓	✓
Closure Plugs Included	–	–	–	✓

Note: UL File Number E197203. CSA File Number LR702145.

Floor Box Covers with Carpet Recess

Die cast metal cover and flange assembly

- Granite **HBLTCGNTSW**
- Black **HBLTCGNTBKS**

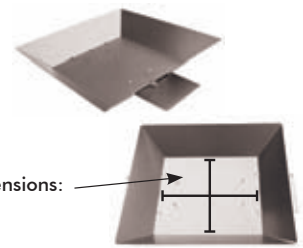


Accessories

On-Grade Barrier

The on-grade barrier is intended for use on installations at grade level. This accessory is installed prior to the concrete pour and provides a barrier between the soil. The on-grade barrier comes with leveling feet and anchor points.

CFBOGPAN4



Hubbell Screw Type Face Plates**

<p>HBLST302Sxx</p> <p>Duplex</p>	<p>HBLDE301Sxx</p> <p>Style Line® Decorator</p>	<p>HBLTO310Sxx</p> <p>Toggle</p>	<p>HBLTL318Sxx</p> <p>Single Receptacle (1.56" Boss Dia.)</p>
<p>HBLTL319Sxx</p> <p>Single Receptacle (1.39" Boss Dia.)</p>	<p>HBLBL300Sxx</p> <p>Blank</p>	<p>HBLIMFSxx</p> <p>3-Unit Hubbell iSTATION (See Section C for module options)</p>	<p>HBL317Sxx</p> <p>Hubbell 6-Port</p>

xx = Color: **BK** (Black), **GY** (Gray), **I** (Ivory) and **WA** (White).

ScrubShield
Complies with UL514 A & C



Dimensions Inches (mm)

Style	Stamped Steel	Cast Iron
	<p>6-Gang</p> <p>LCFBSSA</p>	<p>6-Gang</p> <p>LCFBCA</p>
Min. Depth of Pour	3.50" (89)	3.65" (93)
Adjustability	Fully	Fully
Cubic Inch (cm ³) Capacity Per Chamber	(4) at 38.2 cu. in. (626 cm ³) (2) at 25.4 cu. in. (416 cm ³)	(4) at 36.8 cu. in. (603 cm ³) (2) at 25.4 cu. in. (416 cm ³)
Dimensions A	6.18" (157)	6.35" (161)
Dimensions B	12.95" (329)	13.11" (333)
Dimensions C	12.95" (329)	13.11" (333)
Threaded Access Holes Per Chamber	-	(1) 3/4" & (1) 1 1/4"
Knockouts Per Chamber	(1) Concentric 1", 1 1/4" & (1) 3/4"	-
Concrete Cover Included	✓	✓
Closure Plugs Included	-	✓
Cover Mounting Brackets Included*	✓	✓

Note: *Replacements Mounting Brackets available, (1 pair) **LCFBBRACKET**. UL File Number E31999. CSA File Number LR18416.

On-Grade Barrier

Intended for use on installations at grade level. Installed prior to the concrete pour and provides a barrier between the soil. The on-grade barrier comes with leveling feet and anchor points.

CFBOGPAN4



Pour Pan Dimensions:
15.75 in. sq.
4 in. depth

Floor Box Covers Recessed Floor Box Covers

Smooth metallic cover, flange and cable doors; for carpet applications	Cover Dimensions 10.30" x 10.30"	LCFBCxxTC	
Metallic cover, flange and cable doors for carpet applications, carpet insert required	Cover Dimensions 10.30" x 10.30"	LCFBCxxC	
Smooth metallic cover and cable doors for tile applications	Cover Dimensions 8.31" x 7.70"	LCFBCxxT	
Reinforced non-metallic cover, flange and cable doors; for carpet applications, carpet insert required	Cover Dimensions 10.30" x 10.30"	LCFBCxxA	

xx = Color: **AL** (Aluminum Finish), **BRS** (Brass Finish), **BK** (Black) and **GY** (Gray). ****** = Color: **BK** (Black), **BR** (Brown), **GY** (Gray) and **I** (Ivory).

Face Plates

LCFBP8	LCFBP26	LCFBP720	LCFBIM	LCFBP14
Duplex	Style Line® Decorator Opening	Single Receptacle (for 1.56" boss dia.)	3-Unit Hubbell iSTATION (See Section C for module options)	Blank



Complies with UL514 A & C


Dimensions Inches (mm)		CFB7G Series		CFB11G Series	
Style		7-Gang		11-Gang	
		CFB7G4	CFB7G6	CFB11G4	CFB11G6
	Min. Depth of Pour	4.08" (104)	6.08" (154)	4.08" (104)	6.08" (154)
Adjustability		Before Pour	Before Pour	Before Pour	Before Pour
Dimensions:	A	4.08" (104)	6.08" (154)	4.08" (104)	6.08" (154)
	B	10.0" (254)	10.0" (254)	13.5" (343)	13.5" (343)
	C	12.2" (310)	12.2" (310)	12.2" (310)	12.2" (310)
Trade Size Knockouts:	Sidewalls	(4) x 1", 1 1/4" Concentric	(4) x 1", 1 1/4", 1 1/2" Concentric	(4) x 1", 1 1/4" Concentric	(4) x 1", 1 1/4", 1 1/2" Concentric
	Back	(3) x 1", 1 1/4", 1 1/2" Concentric; (1) x 2"	(3) x 1", 1 1/4", 1 1/2" Concentric; (1) x 2"	(2) 3/4", 1" Concentric; (4) 1", 1 1/4", 1 1/2" Concentric, (1) 2"	(2) 3/4", 1" Concentric; (4) 1", 1 1/4", 1 1/2" Concentric, (1) 2"
	Bottom	(4) x 1", 1 1/4", 1 1/2" Concentric	(4) x 1", 1 1/4", 1 1/2" Concentric	(5) 1", 1 1/4", 1 1/2" Concentric; (2) 3/4", 1" Concentric	(5) 1", 1 1/4", 1 1/2" Concentric; (2) 3/4", 1" Concentric
Side View Depth behind mounting plate		X: 1.01" Y: 2.41" Z: 3.51"	X: 2.37" Y: 3.77" Z: 3.65"	X: 1.02" Y: 2.42" Z: 3.50"	X: 2.37" Y: 3.81" Z: 3.72"
		Accepts industry standard size wallplates (sold separately)	(1) 1-Gang (1) 2-Gang (1) 4-Gang	(1) 1-Gang (1) 2-Gang (1) 4-Gang	(2) 1-Gang (1) 3-Gang (1) 6-Gang
Interior Configuration					

Note: UL File Number E31999. CSA File Number LR18416.

On-Grade Barrier

Intended for use on installations at grade level. Installed prior to the concrete pour and provides a barrier between the soil. The on-grade barrier comes with leveling feet and anchor points.

CFBOGPAN4



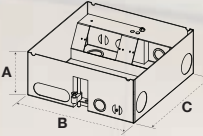





Pour Pan Dimensions:
15.75 in. sq.
4 in. depth

Floor Box Covers	CFB7G Series		CFB11G Series	
	Brass	Aluminum	Brass	Aluminum
Flange and cover; Beveled edge for carpet	1/4" Edging		1/4" Edging	
	CFB7CVRBRS	CFB7CVRALU	CFB11CVRBRS	CFB11CVRALU
Flange and cover; Square edge for tile	1/2" Edging		1/4" Edging	
	CFB7TBRS	CFB7TALU	CFB11TBRS	CFB11TALU

Note: Covers provide a recess for floor covering insert.

ScrubShield
Complies with UL514 A & C



Dimensions Inches (mm)	Metallic Cover		Non-Metallic Cover		Metallic Cover
Style	4-Gang Deep	4-Gang Shallow	8-Gang Deep	4-Gang Deep	3-Gang Power and 1-Gang Low Voltage
					
Cover Color	AFB301BK* AFB301GNT*	AFB401BK* AFB401GNT*	AFB501BK* AFB501GNT*	HBLAFB101BK* HBLAFB101GNT*	AFB801BK† AFB801GNT†
Max. Floor Thickness	2.75" (70)	1.88" (48)	3.75" (95)	2.00" (51)	2.62" (67)
Cubic Inch (cm ³) Capacity Per Gang	31.3 cu. in. (513 cm ³)	25.3 cu. in. (414 cm ³)	55.6 cu. in. (911 cm ³)	(2) 22.5 cu. in. (369 cm ³) (2) 20.5 cu. in. (336 cm ³)	(2) 17.1 cu. in. (280 cm ³) (1) 15.9 cu. in. (260 cm ³)
Dimensions A	4.00" (102)	2.62" (67)	5.12" (130)	5.18" (132)	6.12" (155)
Dimensions B	10.00" (254)	10.00" (254)	10.00" (254)	9.00" (229)	–
Dimensions C	10.00" (254)	10.00" (254)	10.00" (254)	7.00" (178)	–
Cover Flange Dim.	12.00" x 12.00"	12.00" x 12.00"	12.00" x 12.00"	10.62" x 8.62"	10.0" Diameter
Knockouts: Sides	(1) 1/2", (2) 1/2" & 3/4", (4) 1 1/4" trade size	(1) 1/2", (6) 1/2" & 3/4" trade size	(1) 1/2", (2) 1/2" & 3/4", (4) 1 1/4" trade size	(4) 1/2" & (4) 3/4", (4) 3/4" & 1" trade size	(1) 1/2", (2) 3/4" & 1" trade size
Knockouts: Bottom	(4) 3/4" & 1" trade size	(4) 3/4" & 1" trade size	(4) 3/4" & 1" trade size	(4) 3/4" & 1" trade size	(3) 1/2" & 3/4" trade size
Cover and Flange Included (Carpet or Tile Application)	✓	✓	✓	✓	✓
Floor Tile Cut-Out	10.38" x 10.38"	10.38" x 10.38"	10.38" x 10.38"	9.00" x 7.00"	8.375" Diameter

Replacement Metallic Cover and Flange

Description	Dimensions	Color	Catalog No.
Cover and flange	12"W x 12"L	Gray	HBLTCGNT
Cover and flange	12"W x 12"L	Black	HBLTCGNTBK



HBLTCGNT

Replacement Non-Metallic Cover and Flange

Description	Dimensions	Color	Catalog No.
Cover and flange	7"W x 9"L	Gray	HBLAFB101TCGNT*
Cover and flange	7"W x 9"L	Black	HBLAFB101TCBK*



HBLAFB101TCGNT*


Note: UL File Number E31999. CSA File Number LR702145.

* For City of Chicago approved versions, use following: HBLAFB301BASEC, HBLAFB401BASEC and HBLAFB501BASEC. Cover must be ordered separately (i.e., HBLTCGNT and HBLTCGNTBK). These versions do not include knockouts and meet construction requirements for CCEA-2000. AFB covers are reversible for both carpet recess and flush tile applications.
*Insert for flush tile applications included. Remove insert for carpet recess.
† One faceplate required for data gang only. Cut-out for duplex receptacles included with AFB801.

Hubbell Screw Type Face Plates

HBLST302Sxx  Duplex	HBLDE301Sxx  Style Line® Decorator	HBLTO310Sxx  Toggle	HBLTL318Sxx  Single Receptacle (1.56" Boss Dia.)
HBLTL319Sxx  Single Receptacle (1.39" Boss Dia.)	HBLBL300Sxx  Blank	HBLIMFSxx  3-Unit Hubbell iSTATION (See Section C for module options)	HBL317Sxx  Hubbell 6-Port

xx = Color: **BK** (Black), **GY** (Gray), **I** (Ivory) and **WA** (White).



- Recessed Receptacle Design
Minimizes Plug Protrusion Allowing
Furniture to be Located Over the Plug
- Pre-Assembled Flange and Cover for
Fast Installation
- Cut Box After Pour for Height Adjustment
- RoHS Compliant

Specifications



- UL Listed for scrub water
- 3/4" height adjustment after installation
- Metal construction box and cover
- 4 1/2" knockouts (500 series)

Floor Boxes for Structural Wood Floors

Description	Material	Finish	Catalog No.	Material	Finish	Catalog No.
Decorator duplex receptacle floor box kit; includes steel box, flange and hinged door cover assembly with 15A 125V tamper-resistant duplex receptacle; designed for installation in wood floors; mounts to sub-floor or joists	Solid Brass	Clear Lacquer	RF515BR	Aluminum	Brass Plated	RF515BP
	Aluminum	Stainless Paint	RF515SS	Aluminum	Chrome Plated	RF515CH
	Aluminum	Almond Paint	RF515AL	Aluminum	Copper Plated	RF515CU
	Aluminum	Black Paint	RF515BK	Aluminum	Nickel Plated	RF515NI
	Aluminum	Chestnut Brown Paint	RF515BN			
Flange and hinged door cover assembly; includes tamper-resistant duplex receptacle; neoprene gaskets; for use with steel box RF500	Solid Brass	Clear Lacquer	RF506BR	Aluminum	Brass Plated	RF506BP
	Aluminum	Stainless Paint	RF506SS	Aluminum	Chrome Plated	RF506CH
	Aluminum	Almond Paint	RF506AL	Aluminum	Copper Plated	RF506CU
	Aluminum	Black Paint	RF506BK	Aluminum	Nickel Plated	RF506NI
	Aluminum	Chestnut Brown Paint	RF506BN			
Flush fit cover and door, same as above	Solid Brass	Clear Lacquer	RF509BR			
Adjustable floor box; 3 inch deep; three (3) 1/2 inch knockouts: one on bottom; one on each side; non-metallic sheathed cable clamps on each side				Steel	-	RF500



RF515BR



RF506BR



RF500



RF151R

Drop-In Floor Box for Structural Wood Floors

Description	Material	Rating	Catalog No.
Drop-in floor box; mounts in 2.50 inch hole opening; includes solid brass cover; single 125V tamper-resistant receptacle; optional device mounts for two voice/data video ports; suitable for feed through circuitry; impact resistant box	Solid Brass	15 Amp	RF151R
	Solid Brass	20 Amp	RF201R



HUBBELL
Advantage

- Recessed Receptacle Design
Minimizes Plug Protrusion
Allowing Furniture to be
Located Over the Plug
- Pre-Assembled Flange, Cover
and Leveling Ring for
Quick Installation
- Cut Box After Pour for
Height Adjustment
- RoHS Compliant



Specifications



- UL Listed for scrub water
- Single ordered service when used with
low voltage divider
- 4" minimum concrete pour
- Parallel PVC hubs for 1" and 3/4" conduit

Floor Box For Structural Concrete Floors

Description	Material	Color	Catalog No.
Flange and hinged door cover assembly; includes tamper-resistant duplex receptacle 15A 125V; gasket; floor leveling PVC ring; high impact and chemically resistant nylon; factory pre-assembled for easy drop-in installation	Solid Brass	–	RF406BR
	Thermoplastic	Almond	RF406AL
	Thermoplastic	Black	RF406BK
	Thermoplastic	Chestnut Brown	RF406BN
	Thermoplastic	Gray	RF406GY
Flush fit assembly, same as above	Solid Brass	–	RF409BR
Floor box with concrete protective cover; accepts 3/4 in. and 1 in. schedule 40 and schedule 80 PVC conduit; includes round box (4 7/8 in. dia. x 6.0 in. deep); four reducers; closure plugs; and concrete cover with locator flag	PVC	Gray	RF400
Hinged nylon replacement door cover; includes neoprene gasket to seal plug openings; replacement cover for RF406 series	Solid Brass	–	RF407BR
	Thermoplastic	Almond	RF407AL
	Thermoplastic	Black	RF407BK
	Thermoplastic	Chestnut Brown	RF407BN
	Thermoplastic	Gray	RF407GY
Low voltage divider; for use in PVC box RF400; when JLOAD® multimedia outlet is used	Thermoplastic	Gray	RF408



RF406BK



RF400



RF407BK



RF408



Square Flush Mount Boxes

Description	Finish	Dimensions	Catalog No.
2-gang square flush mount box with cover	Black	6.5"L x 6.5"W x 3.75"H	HBLSHA2
2-gang square flush mount box with cover	Stainless Steel	6.5"L x 6.5"W x 3.75"H	HBLSHA2BSS



HBLSHA2

Rectangular Flush Mount Boxes

Description	Finish	Dimensions	Catalog No.
2-gang rectangular flush mount with cover	Black	10.75"L x 4.06"W x 3.5"H	HBLPHA2
2-gang rectangular flush mount with cover	Stainless Steel	10.75"L x 4.06"W x 3.5"H	HBLPHA2BSS
4-gang rectangular flush mount with cover	Black	10.75"L x 6.5"W x 3.5"H	HBLPHA4
4-gang rectangular flush mount with cover	Stainless Steel	10.75"L x 6.5"W x 3.5"H	HBLPHA4BSS



HBLPHA2

Surface Mount Boxes

Description	Finish	Dimensions	Catalog No.
2-gang surface mount box	Black	4.19"L x 4.81"W x 2.44"H	HBLCON2
3-gang surface mount box	Black	6.19"L x 4.81"W x 2.44"H	HBLCON3



HBLCON2

Recessed Mount Boxes

Description	Finish	Dimensions	Catalog No.
4-gang recessed mount	Black	10.25"L x 7.0"W x 5.88"H	HBLMIR2
8-gang recessed mount	Black	31.0"L x 10.25"W x 5.88"H	HBLMIR4



HBLMIR2

Under Desk Mount Boxes

Description	Finish	Dimensions	Catalog No.
2-gang under desk mount	Black	9.19"L x 3.0"W x 2.88"H	HBLMAR2
3-gang under desk mount	Black	13.69"L x 3.0"W x 2.88"H	HBLMAR3



HBLMAR2

Hubbell – Screw Type Face Plates

HBLST302SBK HBLDE301SBK HBLBL300SBK HBLIMFSBK HBL317SBK



Duplex



Style Line®
Decorator Opening



Blank



3-Unit Hubbell iSTATION
(See Section C for
module options)



Hubbell
6-Port



Low Voltage Only

Description	Dimensions	Catalog No.
Table top box; 2 inch diameter hole; (1) keystone opening; keystone modules sold separately	2.19" Diameter	TTBKSxx
Table top box; 2 inch diameter hole; (1) XLR microphone jack installed	2.19" Diameter	TTBXRxx



TTBKSBK



TTBXRBK

Pre-Wired Dual-Service

Description	Dimensions	Catalog No.
Table top box; 3.5 inch diameter hole; (1) pre-wired 15A outlet with 9 foot power supply cord; (1) 3.5mm screw terminal audio jack; (1) 15-pin gender changer F/F; (2) keystone openings; keystone modules sold separately	3.88" Diameter	TTBDS1xx
Table top box; 3.5 inch diameter hole; (2) pre-wired 15A outlets with 9 foot power supply cord; (2) keystone openings; keystone modules sold separately	3.88" Diameter	TTBDS2xx



TTBDS1BK



TTBDS2BK

xx = Finish: **BK** (Black Anodized Aluminum), **AL** (Clear Anodized Aluminum) and **BR** (Solid Brass). See Section C for AV and datacom options.



Square Lift-Up Style

Description	Finish	Dimensions	Catalog No.
Two (2) pre-wired 15A outlets with 6ft power supply cord; 1-Unit opening for Hubbell iSTATION modules. Unit rotates up when in use and down to conceal services when not in use.	Black Silver	5.75"L x 5.39"W x 4.25"H	WSBC21UBK WSBC21USV



WSBC21UBK

Square Mini Lift-Up Style

Description	Finish	Dimensions	Catalog No.
One (1) pre-wired 15A outlet with 9ft power supply cord; one (1) RJ-45 jack installed with 6ft patch cord	Black Brushed Stainless Steel	3.7"L x 3.7"W x 2.93"H	WSBA11BK WSBA11BSS
Two (2) pre-wired 15A outlets with 9ft power supply cord (power only)	Black Brushed Stainless Steel	3.7"L x 3.7"W x 2.93"H	WSBA2BK WSBA2BSS



WSBA11BK

Under Table Mount

Description	Finish	Dimensions	Catalog No.
Two (2) pre-wired 15A outlets with 9ft power supply cord; one (1) low voltage plate included with 1-unit opening for Hubbell iSTATION modules	Black	6.50"L x 1.75"W x 2.25"H	WSBD21UBK



WSBD21UBK

Work Surface Mount

Description	Finish	Dimensions	Catalog No.
One (1) pre-wired 15A outlet with 9ft power supply cord; one (1) Hubbell keystone opening	Black Silver	3.57"L x 2.19"W x 2.50"H	WSBE11BK WSBE11SV
Two (2) pre-wired 15A outlets with 9ft power supply cord; two (2) Hubbell keystone openings	Black Silver	6.32"L x 2.19"W x 2.50"H	WSBE22BK WSBE22SV
Three (3) pre-wired 15A outlets with 9ft power supply cord; one (1) low voltage plate included with 1-unit opening for Hubbell iSTATION modules	Black Silver	8.25"L x 2.19"W x 2.50"H	WSBE31UBK WSBE31USV
Mounting bracket with thumb screw (optional)	–	–	WSBECLAMP



WSBE22SV

Recessed Concealed Services

Description	Finish	Dimensions	Catalog No.
Two (2) pre-wired 15A outlets with 6ft power supply cord; one (1) low voltage plate included with 1-unit opening for Hubbell iSTATION modules; two (2) additional 1-unit openings provided in base of unit	Black Brushed Anod. Alum. Brushed Stainless Steel	8.98"L x 5.47"W x 2.97"H	WSBB23UBK WSBB23UBAL WSBB23UBSS
Four (4) pre-wired 15A outlets with 6ft power supply cord; two (2) 1-unit opening for Hubbell iSTATION modules provided in base of unit	Black Brushed Anod. Alum. Brushed Stainless Steel	8.98"L x 5.47"W x 2.97"H	WSBB43UBK WSBB43UBAL WSBB43UBSS
Empty enclosure with one (1) duplex opening, one (1) low voltage plate included with 1-unit opening for Hubbell iSTATION modules; two (2) additional 1-unit openings provided in base of unit; intended for field wiring	Black	8.98"L x 5.47"W x 2.97"H	WSBBHWBK



WSBB23UBK



Grommet Style

Description	Finish	Dimensions	Catalog No.
Two (2) pre-wired 15A outlets with 6ft power supply cord; Two (2) Hubbell Keystone openings.	Black	8.62"L x 3.0"W x 2.25"H	WSBF22BK
	Silver		WSBF22SV
Flush Grommet Cover with dust shield.	Black	5.68"L x 3.39"W x 0.96"H	WSBFGROMBK
	Silver		WSBFGROMSV
	Brushed Aluminum		WSBFGROMBAL
	Brushed Stainless Steel		WSBFGROMBSS



WSBF22BK



WSBFGROMSV



WSBFGROMBK



WSBFGROMSV



WSBFGROMBAL



WSBFGROMBSS

Pre-Wired Work Surface Elite Series

Recessed Concealed Services

Description	Finish	Dimensions	Catalog No.
Four (4) pre-wired 15A outlets with 6ft power supply cord; three (3) low voltage plates included with 1-unit opening for Hubbell iSTATION modules	Black	15.0"L x 9.0"W x 6.25"H	WSBG43UBK
	Silver		WSBG43USV
	Clear Anodized		WSBG43UBAL
	Black Anodized		WSBG43UBBA



WSBG43USV
(cover doors shown open)

Pop-Up Style*

Description	Finish	Dimensions	Catalog No.
Base unit with four (4) pre-wired 15A outlets with 6ft power supply cord; two (2) low voltage plates included with 1-unit opening for Hubbell iSTATION modules	—	8.90"L x 8.90"W x 13.9"H	WSBH42U*
Trim ring and decorative round top	Black	5.25" Diameter	WSBHTRBK
Trim ring and decorative round top	Brushed Stainless Steel	5.25" Diameter	WSBHTRBSS


Note: *WSBH42U is CSA Certified only.



WSBH42U with
WSBHTRBK

Replacement Low Voltage Data Plates

Description	Finish	Dimensions	Catalog No.
Non-metallic low voltage plate, blank	Black	3.18"L x 1.88"W	WSBPLATE1
Non-metallic low voltage plate, 1-unit Hubbell iSTATION cut-out	Black	3.18"L x 1.88"W	WSBPLATE2



WSBPLATE1




WSBPLATE2



Multi-Service Recessed Wall Boxes for Drywall Applications

Description	Catalog No.
Multi-service recessed wall box, 1-gang, for drywall applications	HBLWSCS1
Multi-service recessed wall box, 2-gang, for drywall applications	HBLWSCS2A
Multi-service recessed wall box, 3-gang, for drywall applications	HBLWSCS3A
Multi-service recessed wall box, 4-gang, for drywall applications	HBLWSCS4A
Multi-service recessed wall box, 6-gang, for drywall applications	HBLWSCS6A
Barrier for use with above boxes when used in multi-service applications	HBLSCSBW



1-Gang

2-Gang



3-Gang



4-Gang



6-Gang

Low Voltage Recessed Wall Boxes for Drywall Applications

Description	Catalog No.
Low voltage recessed wall box, 2-gang, for drywall applications	HBLWSCS2MMO
Low voltage recessed wall box, 3-gang, for drywall applications	HBLWSCS3MMO
Low voltage recessed wall box, 4-gang, for drywall applications	HBLWSCS4MMO
Low voltage recessed wall box, 6-gang, for drywall applications	HBLWSCS6MMO

Multi-Service Recessed Wall Boxes for Masonry Applications

Description	Catalog No.
Multi-service recessed wall box, 1-gang, for masonry applications	HBLWSCS1MBD
Multi-service recessed wall box, 2-gang, for masonry applications	HBLWSCS2MBD
Multi-service recessed wall box, 3-gang, for masonry applications	HBLWSCS3MBD
Multi-service recessed wall box, 4-gang, for masonry applications	HBLWSCS4MBD
Multi-service recessed wall box, 6-gang, for masonry applications	HBLWSCS6MBD
Barrier for use with above boxes when used in multi-service applications	HBLSCSBMBD




1-Gang

2-Gang



3-Gang

4-Gang



6-Gang

Wall Box Flanges – Trim Rings

Description	Catalog No.
For 1-gang box	HBLTRIM1Wxx
For 2-gang box	HBLTRIM2Wxx
For 3-gang box	HBLTRIM3Wxx
For 4-gang box	HBLTRIM4Wxx
For 6-gang box	HBLTRIM6Wxx

xx = Color: **BK** (Black), **GY** (Gray), **I** (Ivory) and **WA** (White).

Hubbell Screw Type Face Plates

HBLST302Sxx



Duplex

HBLDE301Sxx



Style Line®
Decorator

HBLTO310Sxx



Toggle

HBLTL318Sxx



Single Receptacle
(1.56" Boss Dia.)

HBLTL319Sxx



Single Receptacle
(1.39" Boss Dia.)

HBLBL300Sxx



Blank

HBLIMFSxx



3-Unit Hubbell iSTATION
(See Section C for module options)

HBL317Sxx



Hubbell
6-Port

xx = Color: **BK** (Black), **GY** (Gray), **I** (Ivory) and **WA** (White).



FPTV Connection Enclosure

Description	Color	Catalog No.
2-gang in-wall enclosure	White	NSAV62M
Steel cover for NSAV6 series	White	NSAV6C



Power Kits (For use with NSAV62M only)

Description	Color	Catalog No.
Standard power kit	White	NSOKP
Surge protected power kit	Blue	NSOKPS



AV Connectors and Plates

Description	Color	Catalog No.
1-gang decorator plate	White	NP26W
1-gang iSTATION plate	White	IMF1W
1-gang 4-port keystone plate	White	NSP14W
1-port HDMI frame	White	NS801W
2-port HDMI frame	White	NS802W
HDMI snap fit	Black	SFHCBK
F-connector snap fit	White	NSF70W
USB A-to-B snap fit	White	SFUSBABW
Cat 6 snap fit jack	White	NSJ6W



Note: See Section C for AV and datacom options.

AV Ceiling Enclosure

Description	Color	Catalog No.
AV ceiling enclosure	White	AVCE1
AV ceiling enclosure, plenum rated	White	AVCE1P

Note: Enclosure includes: enclosure 24" x 12" x 8", (2) 20A duplex receptacles and 2-gang back box.





AV Inspired Fire-Rated Poke-Through

The Hubbell S1PTAVXXX offers an industry leading 1½" data/AV EMT and ¾" power EMT to maximize use of the 4" core hole.



Multiple Sub-Plates

Allow for use of most standard and third party devices.



Fire Rating

Fire barrier expands during fire conditions to maintain the floor's fire rating up to four hours.



Unique Cover Design

Durable cast aluminum construction available in black, gray, brass, aluminum and ivory powder coat finishes.



HUBBELL Advantage

- UL Listed for Use in 1 – 4 Hour Fire Rated Floors at 100% Rated Fill
- Excellent Solution for Retrofit and New Construction
- Features ScrubShield® Technology That Exceeds UL514 Scrub Water Exclusion Requirements
- RoHS Compliant

Specifications



- UL installation spacing – minimum two feet on center, not more than one per 65 square feet of floor area in each span
- SystemOne Fire-Rated Poke-Throughs are approved for use in the City of Chicago
- Meets ADA standards for accessible design, section 4.3.8

ScrubShield®

Complies with UL514 A & C



Hubbell SystemOne 4-Inch Core Hole – One-Piece Poke Throughs

All Hubbell SystemOne 4-inch core, one-piece poke-throughs include the sub-plate and cover to simplify your order and reduce installation time. Units are also available with a power junction box installed. The junction box is also available for purchase separately.

Description	Color	Catalog No. without Junction Box	Catalog No. with Junction Box*
<p>One-Piece 4X4 Poke-Through</p> <p>Assembled-unit includes:</p> <ul style="list-style-type: none"> • Hubbell SystemOne 4X4 floor fitting (S1PT4X4FIT) • 4X4 sub-plate (S1SP4X4) • Finish flange and universal carpet cover assembly (S1CFCxx) • 4-hour fire classification <p>Keystone openings accept Hubbell modular jacks, X-END connectors and flush multimedia Snap Fit connectors. Receptacles feature single or two circuit wiring and isolated ground capability.</p>	<p>Aluminum Finish</p> <p>Brass Finish</p> <p>Black/Brass Finish</p> <p>Black</p> <p>Gray</p>	<p>S1PT4X4AL</p> <p>S1PT4X4BRS</p> <p>S1PT4X4BRS3</p> <p>S1PT4X4BL</p> <p>S1PT4X4GY</p>	<p>S1PT4X4ALJ</p> <p>S1PT4X4BRSJ</p> <p>S1PT4X4BRS3J</p> <p>S1PT4X4BLJ</p> <p>S1PT4X4GYJ</p>
<p>One-Piece Dual Style Line® Decorator Poke-Through</p> <p>Assembled-unit includes:</p> <ul style="list-style-type: none"> • Hubbell SystemOne dual channel floor fitting (S1PTFIT) • Dual Style Line® Decorator opening sub-plate (S1SP) • Finish flange and universal carpet cover assembly (S1CFCxx) • 4-hour fire classification <p>Style Line® Decorator openings accept two Style Line® Decorator or one surge or GFCI receptacle and one Style Line® Decorator receptacle. Outlet frames can be used to convert the application to a 6-port multi-service or a 12-port all communication solution. Fitting is 4-hr rated at 100% fill to accommodate (12) Cat 6A cables (0.330" diameter).</p>	<p>Aluminum Finish</p> <p>Brass Finish</p> <p>Black</p> <p>Gray</p>	<p>S1PTAL</p> <p>S1PTBRS</p> <p>S1PTBL</p> <p>S1PTGY</p>	<p>S1PTALJ</p> <p>S1PTBRSJ</p> <p>S1PTBLJ</p> <p>S1PTGYJ</p>
<p>One-Piece Modular AV Poke-Through</p> <p>Assembled-unit includes:</p> <ul style="list-style-type: none"> • Hubbell SystemOne AV floor fitting (S1PTAVFIT) • 20A, 125V power and 3-unit Hubbell iSTATION sub-plate (S1SP3IM) • Finish flange and universal carpet cover assembly (S1CFCxx) • 4-hour fire classification <p>The Hubbell iSTATION's recessed opening can accommodate datAVoice/audio and video solutions including 15-pin VGA, RCA, S-Video, 3.5mm stereo, X-END, HDMI and XLR microphone jacks.</p>	<p>Aluminum Finish</p> <p>Brass Finish</p> <p>Black</p> <p>Gray</p>	<p>S1PT3IMAL</p> <p>S1PT3IMBRS</p> <p>S1PT3IMBL</p> <p>S1PT3IMGY</p>	<p>S1PT3IMALJ</p> <p>S1PT3IMBRSJ</p> <p>S1PT3IMBLJ</p> <p>S1PT3IMGYJ</p>
<p>One-Piece Furniture Feed Poke-Through</p> <p>Assembled-unit includes:</p> <ul style="list-style-type: none"> • Hubbell SystemOne AV floor fitting (S1PTAVFIT) • Hubbell SystemOne Furniture Feed Cover Plate (S1SPFFxx) • 4-hour fire classification <p>This solution provides one ¾ in. conduit for power and one 1½ in. conduit for low-voltage. Furnished with two screw-in flexible metal conduit connectors.</p>	<p>Aluminum Finish</p> <p>Brass Finish</p> <p>Black</p> <p>Gray</p>	<p>S1PTFFAL</p> <p>S1PTFFBRS</p> <p>S1PTFFBL</p> <p>S1PTFFGY</p>	<p>S1PTFFALJ</p> <p>S1PTFFBRSJ</p> <p>S1PTFFBLJ</p> <p>S1PTFFGYJ</p>



Note: *Junction box factory installed on through floor fitting.

ScrubShield®

Complies with UL514 A & C

Hubbell SystemOne 4-Inch Core, Three-Piece Units

Description	Catalog No. without Junction Box	Catalog No. with Junction Box*
<p>4X4 Through Floor Fitting Through floor fitting with two 3/4 in. E.M.T. for communications and one 3/4 in. E.M.T. for power. For use with Hubbell SystemOne Universal Covers and S1SP4X4 and S1SPTL series sub-plates only. Universal cover and sub-plate ordered separately. 4-hour fire classification.</p>	S1PT4X4FIT	S1PT4X4FITJ
<p>Dual Channel Through Floor Fitting Through floor fitting with two 1 in. E.M.T. conduit stems to feed power and/or communication services. For use with Hubbell SystemOne universal covers and all Hubbell sub-plates except S1SP4X4 and S1SPTL series. Universal cover and sub-plate ordered separately. 4-hour fire classification.</p>	S1PTFIT	S1PTFITJ
<p>AV Through Floor Fitting Through floor fitting with one 3/4 in. E.M.T. conduit stem for power and one 1 1/2 in. E.M.T. conduit stem for communication services. Ideal for demanding, high capacity audio/video and data requirements. For use with Hubbell SystemOne universal covers and all Hubbell sub-plates except S1SP4X4 and S1SPTL series. Universal cover and sub-plate ordered separately. 4-hour fire classification.</p>	S1PTAVFIT	S1PTAVFITJ



Note: *Junction box factory installed on through floor fitting.

Hubbell SystemOne Universal Covers




- Cast aluminum construction
- Durable powder coat finish

Description	Catalog No.
Carpet	S1CFCxx
Tile	S1TFCxx



xx = Color: **AL** (Aluminum Finish), **BRS** (Brass Finish), **BL** (Black), **GY** (Gray) and **I** (Ivory).

















Poke Through Accessories

Description	Catalog No.								
<p>Abandonment Plates Used to cover abandoned SystemOne Fire-Rated Poke-Throughs or Floor Boxes.</p>	 Black S1AP4BL Gray S1AP4GY								
<p>Fire-Rated Closure Plug Used to seal a 4-inch core hole when the FRPT is no longer required and the through-floor fitting is removed. Maintains the floor's 1-4 hour fire rating.</p>	 Black S1FRP4BL Gray S1FRP4GY								
<p>Power Junction Box For use with SystemOne Fire-Rated Poke-Throughs. Provides 27.0 cubic inches. (1) 3/4 and (1) 1" E.M.T. connector supplied. Trade size knockouts:</p> <table border="0"> <tr> <td>Top</td> <td>(1) 1 inch</td> </tr> <tr> <td>Bottom</td> <td>(1) 3/4 inch</td> </tr> <tr> <td>Sides</td> <td>(2) 1/2 inch</td> </tr> <tr> <td></td> <td>(1) 3/4 inch</td> </tr> </table>	Top	(1) 1 inch	Bottom	(1) 3/4 inch	Sides	(2) 1/2 inch		(1) 3/4 inch	 S1FRPTJB
Top	(1) 1 inch								
Bottom	(1) 3/4 inch								
Sides	(2) 1/2 inch								
	(1) 3/4 inch								






Complies with UL514 A & C



Description	Catalog No.	Description	Catalog No.	Description	Catalog No.
Style Line® Decorator/GFCI (2) Style Line® Decorator openings for power and/or datacom applications.	 S1SP	Duplex/Duplex (2) Duplex openings for power and/or datacom applications.	 S1SPDU	Duplex/Style Line® Decorator (1) Duplex and (1) Style Line® Decorator opening for power and/or datacom applications.	 S1SPDUSL
Hubbell 4 X 4 (4) 20A, 125V receptacles. (4) Keystone openings for Hubbell jacks or flush AV connectors. Power can be wired as single or two circuit with isolated ground capability.	 S1SP4X4	Carpet Furniture Feed Cover/Flange* (1) 3/4" and (1) 1 1/2" N.P.T. access holes for power and/or datacom applications. Universal cover not required. Includes carpet flange.		Tile Furniture Feed Cover/Flange* (1) 3/4" and (1) 1 1/2" N.P.T. access holes for power and/or datacom applications. Universal cover not required. Includes tile flange.	
Provided with 15 ft. wire leads	S1SP4X415	Aluminum Fin.	S1SPFFAL	Aluminum Fin.	S1SPFFTAL
Provided with 30 ft. wire leads	S1SP4X430	Brass Fin.	S1SPFFBRS	Brass Fin.	S1SPFFTBR
		Black	S1SPFFBL	Black	S1SPFFTBL
		Gray	S1SPFFGY	Gray	S1SPFTGY
Single Receptacle + Data Opening for 20 or 30A Twist-Lock® receptacle (1.56" OD) and (2) Keystone openings for Hubbell jacks or flush AV connectors.	 S1SPTL	Hubbell DataCom + Power (1) 20A, 125V receptacle and 3-unit recessed Hubbell iSTATION opening for data, voice, and AV applications.	 S1SP3IM	Hubbell DataCom + Duplex (1) Duplex opening, (2) flush Keystone openings and 1.5 unit recessed Hubbell iSTATION opening for data, voice and AV applications.	 S1SPDU2IM
Hubbell DataCom + Style Line® Decorator (1) Style Line® Decorator opening, (2) flush Keystone openings and 1.5 unit recessed Hubbell iSTATION opening for data, voice and AV applications.	 S1SPSL2IM	Hubbell DataCom 1 unit flush Hubbell iSTATION opening and 3-unit recessed Hubbell iSTATION opening for data, voice, and AV applications.	 S1SP4IM	Active Multimedia + Power Single 20A, 125V receptacle; (2) flush Keystone openings; (1) rectangular Style Line® Decorator opening to accommodate active multimedia modules or low voltage outlet frames.	 S1SPAMM20
Extron® or FSR + Power (1) 20A, 125V receptacle. Recessed opening for (3) single Extron® MAAP series adapter plates or FSR IPS plates.	 S1SPEXT1	Extron® or FSR + Power (1) 20A, 125V receptacle. Recessed opening for (1) single Extron® MAAP and (2) single AAP series adapter plates or FSR IPS plates.	 S1SPEXT2	Extron® or FSR Single-Service Recessed opening for (2) single Extron® MAAP and (2) single AAP series adapter plates or FSR IPS plates.	 S1SPEXT3
Extron® AAP + Power (1) 20A, 125V receptacle. (2) flush Keystone and recessed opening for (2) single Extron® AAP Series adapter plates.	 S1SPEXT4				

Note: *Furnished with two screw-in flexible metal conduit connectors. See Section C for complete offering of Hubbell jacks and frames.
† See page Q23 for FRPT Configuration Chart.

Sub-Plate Accessories

Description	Description	Catalog No.
Replacement Threaded Conduit Plugs Used with S1SPFFxx and S1SPFFTxx ONLY. Sub-plate is supplied with plugs.	Black Style Line® decorator blank frame.	 2100BK
 1 1/2" Plug	 3/4" Plug	
Catalog No.	S1FP15xx	S1FP34xx

xx = Color: **AL** (Aluminum Finish), **BRS** (Brass Finish), **BK** (Black), and **GY** (Gray). See page V30 for color chart.

Extron® is a registered trademark of Extron Electronics.

ScrubShield®
Complies with UL514 A & C



Approved for use in the City of Chicago. (except S1PFB)			Floor Boxes*				4" Core Hole Fire-Rated Poke-Throughs		
			Non-Metallic		Metal				
Sub-Plates									
Model	Description	Icon	3	3.5	3.5	3.5	(Single-Service)	(Single-Service)	(Multi-Service)
S1SP	Style Line® Decorator/GFCI		3	3.5	3.5	3.5	✓+	✗	✓
S1SPDU	Duplex/Duplex		3	3.5	3.5	3.5	✓+	✗	✓
S1SPDU5L	Duplex/Style Line® Decorator		3	3.5	3.5	3.5	✓+	✗	✓
S1SP4X4	Hubbell 4 X 4		4	4	4	4	✗	✓+	✗
S1SPTL	Twist-Lock® Receptacle + Data		4	4	4	4	✗	✓+	✗
S1SP3IM	Hubbell DataCom + Power		5	5	5	5	✓	✗	✓+
S1SP4IM	Hubbell DataCom		3.5	3.5	3.5	3.5	✓	✗	✓+
S1SPDU2IM	Hubbell DataCom + Duplex		5	5	5	5	✓	✗	✓+
S1SPSL2IM	Hubbell DataCom + Style Line® Decorator		5	5	5	5	✓	✗	✓+
S1SPFFxx (Carpet) S1SPFFTxx (Tile)	Furniture Feed Cover/Flange (Replace "xx" with BRS (brass finish), AL (aluminum finish), BL (black) or GY (gray).		3	3.5	3.5	3.5	✓	✗	✓+
S1SPEXT1	Extron® or FSR® MAAP + Power		4	4	4	4	✓	✗	✓+
S1SPEXT2	Extron® or FSR® AAP/MAAP + Power		4	4	4	4	✓	✗	✓+
S1SPEXT3	Extron or FSR® Datacom		4.5	4.5	4.5	4.5	✓	✗	✓+
S1SPEXT4	Extron or FSR® AAP + Flush Keystone + Power		4	4	4	4	✓	✗	✓+
S1SPAMM20	Active Multimedia + Flush Keystone + Power		5	5	5	5	✓	✗	✓+
S1FCxx SystemOne Carpet Cover	SystemOne Floor Boxes and FRPTs use SystemOne Universal Covers (Replace "xx" with BRS (Brass Finish), AL (Aluminum Finish), BL (Black), GY (Gray) or I (Ivory).		○ Signifies minimum depth of concrete pour in inches for Hubbell SystemOne Floor Boxes.				✓+	✓	✗
S1TFCxx SystemOne Tile Cover			Extron® is a registered trademark of Extron Electronics. FSR® is a registered trademark of FSR, Inc.				Recommended Floor Fitting	Alternative Floor Fitting	Not Compatible



2X2 Flush FRPT, One-Piece Units (PT2X2FIT)

Description	Color	Catalog No.	Description	Color/Material	Catalog No.
2X2 Poke-Through Non-metallic Cover	Black	PT2X2BL	2X2 Poke-Through	Black/Brass	PT2X2BRS3
	Gray	PT2X2GY		Brass Finish/Brass	PT2X2BRS
	Black	PT2X2IGBL*		Black/Brass	PT2X2IGBRS3*
	Gray	PT2X2IGGY*		Brass Finish/Brass	PT2X2IGBRS*
<ul style="list-style-type: none"> Pre-wired 20A duplex Style Line® receptacle and (2) Category 5e data jacks Painted aluminum flange Approved for use in the City of Chicago 			<ul style="list-style-type: none"> Pre-wired 20A duplex Style Line® receptacle and (2) Category 5e data jacks Solid brass flange Approved for use in the City of Chicago 		
 <p>PT2X2GY</p>			 <p>PT2X2BRS3</p>		

Note: *Includes pre-wired 20A isolated ground duplex Style Line® receptacle.

2X2 Flush FRPT, Two-Piece Units

Description	Catalog No.
Multi-Channel Through-Floor Fitting with (1) 3/4 in. E.M.T. stem with junction box for power and (2) 1/2 in. E.M.T. stems for low voltage.	PT2X2FIT
	<p>Specifications:</p> <ul style="list-style-type: none"> 1 – 4 hour fire rating (1 – 3 hour for steel floor units and concrete topping, D900 Series Design) For 2 1/4 in. to 7 in. floor thickness UL installation spacing – minimum 2 ft. on center and not more than one per 65 sq. ft. of floor area Approved for use in the City of Chicago

Service Fittings

Description	Color	Catalog No.	Description	Color/Material	Catalog No.
2X2 Service Fitting Non-metallic Cover	Black	PT2X2SFBL	2X2 Poke-Through Non-metallic Cover	Black/Brass	PT2X2SFBR3
	Gray	PT2X2SFGY		Brass Finish/Brass	PT2X2SFBR
<ul style="list-style-type: none"> Pre-wired 20A duplex Style Line® receptacle and (2) Category 5e data jacks Painted aluminum flange 			<ul style="list-style-type: none"> Pre-wired 20A duplex Style Line® receptacle and (2) Category 5e data jacks Solid brass flange 		
 <p>PT2X2SFBL</p>			 <p>PT2X2SFBR3</p>		

Accessories

Description	Color/Material	Catalog No.
Non-Metallic Replacement Covers	Brass Finish	PT2X2CBRS
	Black	PT2X2CBL
	Gray	PT2X2CGY
 <p>PT2X2CBL</p>		

Note: See page Q28 for 3 inch closure plug.



Complies with UL514 A & C





2X2 Flush Duplex FRPT, One-Piece Units (PT7FSD)

Description	Color	Catalog No.	Description	Color/Material	Catalog No.
Flush Poke-Through	Black Brown Gray Ivory Gray Ivory	PT7FSDBLA PT7FSDBRA PT7FSDGYA PT7FSDIA PT7IGFSDGYA* PT7IGFSDIA*	Flush Brass Poke-Through	All Brass Black/Brass All Brass	PT7FSDBR2A PT7FSDBR3A PT7IGFSDBRSA*
<p>Complete assembled unit includes:</p> <ul style="list-style-type: none"> • Pre-wired 20A duplex receptacle • Non-metallic flip lid cover with (2) 1/2 in. diameter low voltage feed-through holes • Painted aluminum flange 			<p>Complete assembled unit includes:</p> <ul style="list-style-type: none"> • Pre-wired 20A duplex receptacle • All brass or black non-metallic cover option • Flip lid cover with (2) 1/2 in. diameter low voltage feed-through holes • Solid brass flange 		



Note: *Includes pre-wired 20A isolated ground duplex receptacle.

Flush FRPT, Two-Piece Units

Description	Catalog No.
Multi-Channel Through-Floor Fitting with (1) 3/4 in. E.M.T. stem for power and (2) 1/2 in. low voltage feed-through holes.	PT7FSD (with Junction Box) PT73SD (without Junction Box)
<p>Specifications:</p> <ul style="list-style-type: none"> • 1 – 4 hour fire rating (1 – 3 hour for steel floor units and concrete topping, D900 Series Design) • For 2 1/4 in. to 7 in. floor thickness • UL installation spacing – minimum 2 ft. on center and not more than one per 65 sq. ft. of floor area 	



Service Fittings

Description	Color	Catalog No.	Description	Color/Material	Catalog No.
Flush Aluminum Service Fitting	Black Brown Gray Ivory	FRFBLA FRFBRA FRFGYA FRFIA	2X2 Poke-Through	Solid Brass	FRFBR2A
<p>Complete assembled unit includes:</p> <ul style="list-style-type: none"> • Pre-wired 20A duplex receptacle • Non-metallic flip lid cover with (2) 1/2 in. diameter low voltage feed-through holes • Painted aluminum flange 			<p>Complete assembled unit includes:</p> <ul style="list-style-type: none"> • Pre-wired 20A duplex receptacle • Solid brass flip lid cover with (2) 1/2 in. diameter low voltage feed-through holes • Solid brass flange 		



Accessories

Description	Color	Catalog No.	Description	Color/Material	Catalog No.
Non-Metallic Replacement Covers	Black Brown Gray Ivory	PFBRCBLA PFBRCBRA PFBRGAYA PFBRICIA	All Brass Replacement Covers	Solid Brass	BRS2RCA




Note: See page Q28 for 3-inch FRPT accessories.



Complies with UL514 A & C



Large Capacity, Single-Service Flush Furniture Feed FRPT, Two-Piece Units

Description	Catalog No.	Description	Color/Material	Catalog No.
Large Capacity, Single-Service Through Floor Fitting with (1) 2 in. E.M.T. stem. Will accommodate up to 36 Category 5e cables.	PT2FIT	Large Capacity Cover/Flange	Brass Finish Black Gray	FF2BRS FF2BK FF2GY
<p>Specifications:</p> <ul style="list-style-type: none"> • 1- to 2-hour fire rating • Single-Service, Power or Data • For 2¼ to 7 in. floor thickness • UL installation spacing – minimum 2 ft. on center and not more than 1 per 65 sq. ft. of floor area • Approved for use in the City of Chicago 		<p>Specifications:</p> <ul style="list-style-type: none"> • Cover/flange with 1¼ in. and 2 in. trade size combination knockout • Painted aluminum cover and flange • Approved for use in the City of Chicago 		

Note: *Includes pre-wired 20A isolated ground duplex Style Line® receptacle.

Flush Furniture Feed FRPT, One-Piece Units

Description	Color	Catalog No.	Description	Color	Catalog No.
3-Service Furniture Feed Poke-Through	Black Gray Ivory	PT73FFSDBK PT73FFSDGY PT73FFSDI	Single-Service Furniture Feed Poke-Through	Gray Ivory	PT7FFSDGY PT7FFSDI
<p>Complete assembled unit includes:</p> <ul style="list-style-type: none"> • PT73SD floor fitting • Aluminum cover with (2) ½ in. threaded hubs for low voltage and (1) ¾ in. threaded hub for power • Painted aluminum flange 			<p>Complete assembled unit includes:</p> <ul style="list-style-type: none"> • PT71SD floor fitting • Aluminum cover with (1) KO to accept a ¾ in. connector • Painted aluminum flange 		

Flush Furniture Feed FRPT, Two-Piece Units

Description	Catalog No.	Description	Catalog No.
3-Service Furniture Feed Through-Floor Fitting with (1) ¾ in. E.M.T. stem for power and (2) ½ in. low voltage conduit holes.	PT73SD	Single-Service Furniture Feed Through-Floor Fitting with (1) ¾ in. E.M.T. stem for power or low voltage applications.	PT71SD
<p>Specifications:</p> <ul style="list-style-type: none"> • 1 – 4 hour fire rating (1 – 3 hour for steel floor units and concrete topping, D900 Series Design) 		<p>Specifications:</p> <ul style="list-style-type: none"> • For 2¼ to 7 in. floor thickness • UL installation spacing – minimum 2 ft. on center and not more than 1 per 65 sq. ft. of floor area 	

Service Fittings

Description	Color	Catalog No.	Description	Color	Catalog No.
3-Service Furniture Feed Service Fitting	Black Gray Ivory	FRF3BK FRF3GY FRF3I	Single-Service Furniture Feed Service Fitting	Brass Finish Black Gray	FRF1BRS FRF1BK FRF1GY
<p>Complete assembled unit includes:</p> <ul style="list-style-type: none"> • Aluminum cover with (2) ½ in. threaded hubs for low voltage and (1) ¾ in. threaded hub for power • Painted aluminum flange 			<p>Complete assembled unit includes:</p> <ul style="list-style-type: none"> • Aluminum cover with (1) KO to accept a ¾ in. connector • Painted aluminum flange 		

Note: See page Q28 for 3-inch FRPT accessories.

ScrubShield®

Complies with UL514 A & C



3-Inch Core Hole, Two-Piece Unit

Description	Catalog No.
Large Capacity Multi-Service Pedestal Through-Floor Fitting with (1) 1 1/4 in. E.M.T. stem for low voltage and (1) 1/2 in. E.M.T. stem for power applications.	PT7XC
Specifications:	
<ul style="list-style-type: none"> 1 – 4 hour fire rating (1 – 3 hour for steel floor units and concrete topping, D900 Series Design) For 2 1/4 in. to 7 in. floor thickness Approved for use in the City of Chicago 	






2-Inch Core Hole Two-Piece Unit

Description	Catalog No.
Multi-Service Pedestal Through-Floor Fitting with (1) 1 1/4 in. E.M.T. stem for low voltage and (1) 1/2 in. E.M.T. stem for power applications.	PT27A
Specifications:	
<ul style="list-style-type: none"> 1 – 4 hour fire rating (1 – 3 hour for steel floor units and concrete topping, D900 Series Design) For 2 1/4 in. to 7 in. floor thickness Approved for use in the City of Chicago 	



Note: *Includes pre-wired 20A isolated ground duplex receptacle.

Pedestal Service Fittings (Order 1 plate per gang)

Description	Color/Material	Catalog No.	Description	Color	Catalog No.	Description	Color	Catalog No.
2-Gang	Alum. Finish Black Gray	FR280ALA FR280BKA FR280GYA	4-Gang	Black Gray	FR480BKA FR480GYA	6-Gang	Black Gray	FR680BKA FR680GYA
Use with PT27A only.			Use with PT27A or PT7XC.			Use with PT27A or PT7XC.		
								
FR280BKA			FR480GYA			FR680BKA		

- Painted aluminum housing with low voltage barrier(s); plates and devices sold separately
- For additional barriers, use Catalog No. FRBR1 (see page Q28)
- UL Listed and CSA Certified

Pedestal Face Plates (Order 1 plate per gang)


Description	Color/Material	Catalog No.	Description	Color/Material	Catalog No.
Duplex	Black Gray	SS2309DBKA SS2309DGYA	Furniture Feed (3/4 in. KO)	Alum. Finish Black Gray	SS2309FALA SS2309FBKA SS2309FGYA
Style Line®/GFCI	Black Gray	SS2309SLBKA SS2309SLGYA	Furniture Feed (1 in. KO)	Black Gray	SS2309F1BKA SS2309F1GYA
Single Rec. (1.39 in. OD)	Black Gray	SS2309SBKA SS2309SGYA	Bushed Data Opening (1 in. ID)	Black Gray	SS2309TBKA SS2309TGYA
Blank	Alum. Finish Black Gray	SS2309BALA SS2309BBKA SS2309BGYA			

- Painted aluminum plates
- UL Listed and CSA Certified


ScrubShield®
Complies with UL514 A & C



Through-Floor Fitting

Description	Catalog No.
Large Capacity Multi-Service Pedestal Through-Floor Fitting with (1) 1 ¼ in. E.M.T. stem for low voltage and (1) ½ in. E.M.T. stem for power applications. Specifications: <ul style="list-style-type: none"> 1 – 4 hour fire rating (1 – 3 hour for steel floor units and concrete topping, D900 Series Design). For 2¼ in. to 7 in. floor thickness. Approved for use in the City of Chicago. 	PT7XC 

Pedestal Service Fitting

Description	Color/Material	Catalog No.
2-Gang Pedestal Service Fitting For use with PT7XC only. Specifications: <ul style="list-style-type: none"> Brushed aluminum housing with low voltage barrier. Plates and devices sold separately. 	Brushed Aluminum	FR80AL 

3-Inch Core Hole FRPT Accessories

Description	Color	Catalog No.	Description	Color/Gang	Catalog No.
Closure Plug Textured aluminum plug seals 3 in. core hole when FRPT is no longer required and is removed. Maintains the floor's 1 – 4 hour fire rating. UL Listed and CSA Certified.	Gray	FRP250 	PT7XC Extension Kit Extends PT7XC FRPT to accommodate between 7 in. and 13 in. floor thickness.	—	EXT13 
Flush FRPT Abandonment Plate Use with PT7FSD, PT73SD or PT71SD only. Covers the opening when FRPT is abandoned. Service fitting is removed and through-floor fitting remains.	Gray Ivory	AP2GY AP2I 	Pedestal FRPT Abandonment Plate Use with PT27A or PT7XC only. Covers the opening when FRPT is abandoned. Service fitting is removed and through-floor fitting remains.	Gray/2-gang	AP22  Gray/2-gang AP42 
Multi-Service Furniture Feed Replacement Inserts Use as a replacement cover for PT73FFSD series, or to convert installed PT7FSD series into furniture feed FRPTs. Includes (2) ½ in. threaded hubs for low voltage and (1) ¾ in. threaded hub for power. (UL Listed only.)	Gray Ivory	FF3GY FF3I 	Replacement Low Voltage Barrier Use with FR280, FR480, and FR680 pedestal service fittings only when additional power/low voltage separation is required.	—	FRBR1 

Plates

Description	Catalog No.	Description	Catalog No.
Duplex 	SS309D	Furniture Feed (¾ in. KO) 	SS309SF*
Style Line®/ GFCI 	SS309DS	Furniture Feed Blank 	SS309BF*
Single Rec. (1.39 in. OD) 	SS309S	Bushed Data Opening (1 in. ID) 	SS309T
Blank 	SS309B	<ul style="list-style-type: none"> 302/304 Stainless Steel plates (SS309SF & SS309BF are Aluminum). UL Listed and CSA Certified. 	

Note: *For furniture feed applications using **SS309SF**, a **SS309BF** blank must be used for second plate.



Complies with UL514 A & C





HUBBELL
Advantage

- Put Power and Low Voltage Conveniently Where Needed
- Available With Nylon or Metal Cover
- Custom Configurable, Accepts Any Decorator Style Device
- RoHS Compliant



Specifications

- Boxes comply with the NEC® for kitchen receptacles, with placement not more than 20 inches above the counter surface.
- Stamped steel
- Low profile
- UL Listed E31999 and CSA Certified under cabinet boxes

Under Cabinet/Counter Power Distribution

Description	Color/Material	Dimensions	Catalog No.
Slim Box	Stainless Steel White Metal White Nylon	1.55" H x 5.57" W x 3.40" D	RU100SS RU100W RU170W*
GFCI Fit Box	Stainless Steel White Metal White Nylon	1.95" H x 5.57" W x 3.40" D	RU200SS RU200W RU270W*



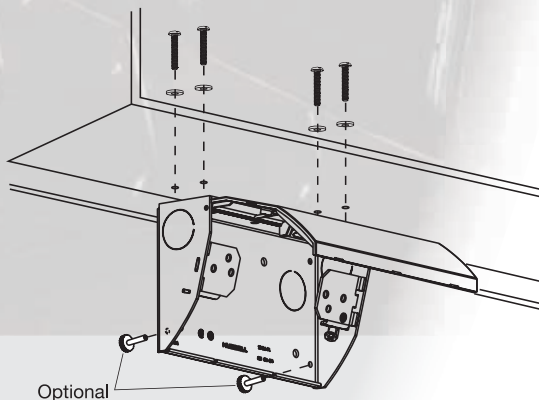
RU100W



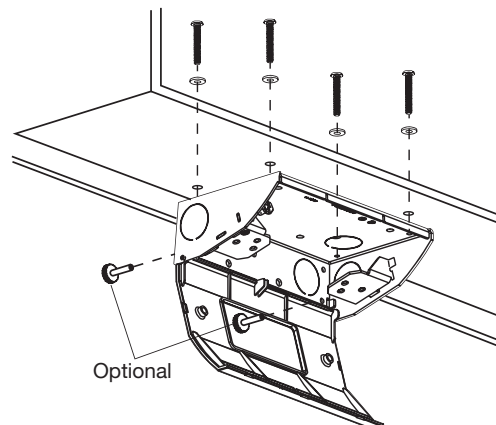
RU200SS

Note: *Steel box with nylon cover.

Vertical Mount



Horizontal Mount



NEC® is a registered trademark of the National Fire Protection Association (NFPA).



HUBBELL Advantage

- Patented JLOAD Multimedia Outlet Provides Low Voltage and Power in the Same Frame
- Accepts Any Snap Fit Jack Configuration (See Section C)
- Isolates Low Voltage and Power in the Same Box
- RoHS Compliant



Specifications

- UL Listed tamper resistant receptacle
- Unique mounting strap for use with RI600 box
- Minimum spacing for power and low voltage

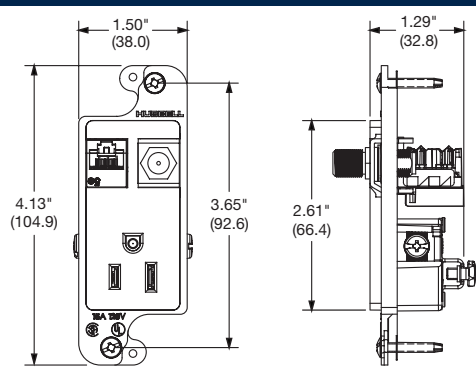
Note: Requires unique box shown below.

JLOAD® Multimedia Outlet

Description	Color	15A 125V NEMA 5-15R UL/CSA	20A 125V NEMA 5-20R UL/CSA
JLOAD® multimedia outlet, specifically designed to provide power, Cat. 5e and coaxial in a single gang box; requires JLOAD® multimedia box RJ600; perfect for HDTV and computer use where a combination of power and data are needed; includes decorator frame, one Cat. 5e, one F-connector and one power receptacle 125V with voltage divider	Almond Black Gray Ivory Light Almond White	RJ650ALTR RJ650BKTR RJ650GYTR RJ650ITR RJ650LATR RJ650WTR	RJ620ALTR RJ620BKTR RJ620GYTR RJ620ITR RJ620LATR RJ620WTR
JLOAD® multimedia outlet, includes decorator frame with two open ports for custom configuration and one power receptacle 125V with voltage divider	Almond Black Gray Ivory Light Almond White	RJ65ALTR RJ65BKTR RJ65GYTR RJ65ITR RJ65LATR RJ65WTR	RJ62ALTR RJ62BKTR RJ62GYTR RJ62ITR RJ62LATR RJ62WTR
JLOAD® multimedia box, 3 inches deep with seven 1/2-inch knockouts, non-metallic sheathed cable clamps on each side; screw in mounting to stud	Steel	RJ600	RJ600



JLOAD® Dimensions





HUBBELL
Advantage

- Attractive and Durable Poles Effectively Distribute Power and Data
- Two Style Line® Knockouts are Provided for Data Outlets
- Three Service Capability with a Divider to Separate Power and Low Voltage
- RoHS Compliant



Aluminum Service Poles

Aluminum service poles; gray or ivory painted and clear anodized aluminum; Style Line® duplex receptacles and two Style Line® knockouts for communications; includes ceiling trim mounting plate and scuff boot.

Description	Height Ft (m)	Gray	Ivory	Clear Anodized Alum.
Three service; two 20A 125V Style Line® duplex receptacles; one circuit	10' 2" (3.10)	HBLPP10A	HBLPP10AI	HBLPP10AAL
	12' 2" (3.71)	HBLPP12A	HBLPP12AI	HBLPP12AAL
	15' 2" (4.62)	HBLPP15A	HBLPP15AI	HBLPP15AAL
Three service; one orange isolated ground 20A 125V Style Line® duplex receptacle; one 20A 125V Style Line® duplex receptacle; two circuits	10' 2" (3.10)	HBLPP10IGA	HBLPP10IGAI	-
Three service; two orange isolated ground 20A 125V Style Line® duplex receptacles; one isolated ground surge suppression 20A 125V duplex receptacle; one circuit	10' 2" (3.10)	HBLPP10SA	HBLPP10SAI	-
Three service; blank pole; divider; four Style Line® device knockouts	10' 2" (3.10)	HBLPPOA	HBLPPOAI	HBLPPOAAL
	12' 2" (3.71)	HBLPPO12A	HBLPPO12AI	HBLPPO12AAL
	15' 2" (4.62)	HBLPPO15A	HBLPPO15AI	HBLPPO15AAL



Accessories

Adjustable T-bar assembly for mounting poles in middle of ceiling tile (requires PPTRIM1 trim kit) **ATB**

Replacement service pole trim kit (off white) **PPTRIM1**

Note: Style Line® communication outlets, modular jacks, and data connectors are sold separately. See sections B and C.

Specifications

Material: extruded aluminum; .05" thick (1.27mm)
 Finish: gray, ivory or clear anodized aluminum
 Conductors: #12 AWG stranded copper
 Receptacles: (see drawings below)
 Listing: UL Listed

Wiring Capacity (at 40% fill)	Voice Data Channel*			Power Channel**
	Cat. 5e	Cat. 6	Cat. 6A	
HBLPP10A; HBLPP12A; HBLPP15A; HBLPP10IGA	26	11	9	41
HBLPP10SA; HBLPP10SAI	8	6	3	41
HBLPPOA, HBLPPO12A, HBLPPO15A (with barrier)	26	11	9	41

*Pole wiring capacity (telephone fill): Cat. 5 UTP (1.96 sq. ft.).

**#12 THHN stranded.



Custom Poles

Using the chart below, you are able to create a custom service pole.

Position		1	2	3	4	5	6	7	8	9	10	11	12	13	14
Selections	S P	1	0	0	2	1	1	B	B	B	X	X	X	C	I

Example: SP100211BBBXXXCI

10 feet 02 inches, (2) rectangular Style Line® knockouts for data, (3) HBL2162 duplex receptacles, (2) circuits (first 2 receptacles on Circuit #1, remaining receptacles on Circuit #2), Ivory

Worksheet

Position		1	2	3	4	5	6	7	8	9	10	11	12	13	14
Selections	S P														

Position 1 & 2: Height to the nearest foot	08-22 feet
Position 3 & 4: Height in inches up to 11"	00-11 inches
<p>Position 5, 6, 7, 8, 9, 10, 11, 12: Starting at Position 5 select datacom knockouts/device frames followed by power receptacle/power knockout options. if the service pole is power only, select receptacle options starting at Position 5. Empty positions should be filled with an "X" to designate an empty field.</p> <p><i>Note: If power receptacles are chosen, then power knockouts may not be chosen in the same service pole.</i></p>	<p>Data Selections</p> <ul style="list-style-type: none"> 1 - Rectangular Style Line® knockout 2 - 1/2" N.P.T. knockout (0.875" diameter) 3 - 3/4" N.P.T. knockout (1.109" diameter) 4 - 2-port Style Line® data frame, 1-gang, 2 port voice/data frame 5 - 3-port Style Line® data frame, 1-gang, 3 port voice/data frame <p>Power Selections</p> <ul style="list-style-type: none"> 6 - Rectangular Style Line® knockout (for blank poles only) 7 - 1/2" N.P.T. knockout (0.875" diameter, for blank poles only) 8 - 3/4" N.P.T. knockout (1.109" diameter, for blank poles only) A - 5362, 20A, 125V AC, duplex B - HBL2162, 20A, 125V AC, Style Line® duplex C - IG5362, 20A, 125V AC, I.G. duplex D - IG2162, 20A, 125V AC, I.G. Style Line® duplex G - HBL4700, 15A, 125V AC, Twist-Lock® duplex H - IG4700, 15A, 125V AC, I.G. Twist-Lock® duplex I - IG2310, 20A, 125V AC, I.G. Twist-Lock® single J - IG5361, 20A, 125V AC, I.G. single K - HBL5361, 20A, 125V AC, single L - HBL2310, 20A, 125V AC, Twist-Lock® single M - HBL2610, 30A, 125V AC, Twist-Lock® single N - HBL2320, 20A, 250V AC, Twist-Lock® single O - HBL2620, 30A, 250V AC, Twist-Lock® single Q - IG4710, 15A, 125V AC, I.G. Twist-Lock® single R - HBL4710, 15A, 125V AC, Twist-Lock® single S - HBL5662, 15A, 250V AC, duplex T - IG5662, 15A, 250V AC, I.G. duplex U - HBL5661, 15A, 250V AC, single V - IG5661, 15A, 250V AC, I.G. single W - HBL5462, 20A, 250V AC, duplex
Position 13: Power Circuits	<p>Z - No circuits (should only be selected when the service poles has ONLY data and/or power knockouts)</p> <ul style="list-style-type: none"> A - All devices on a single circuit B - 2 circuits, first receptacle on Circuit #1, remaining receptacles on Circuit #2 C - 2 circuits, first 2 receptacles on Circuit #1, remaining receptacles on Circuit #2 D - 2 circuits, first 3 receptacles on Circuit #1, remaining receptacles on Circuit #2 E - 2 circuits, first 4 receptacles on Circuit #1, remaining receptacles on Circuit #2 F - 2 circuits, first 5 receptacles on Circuit #1, remaining receptacles on Circuit #2 G - 2 circuits, first 6 receptacles on Circuit #1, remaining receptacles on Circuit #2 H - 2 circuits, first 7 receptacles on Circuit #1, remaining receptacles on Circuit #2
Position 14: Color	<ul style="list-style-type: none"> I - Ivory G - Gray W - White K - Black A - Aluminum with clear anodized finish

