



Table of Contents	Page
<b>Nylon and Metal Wallplates and While-In-Use Covers</b>	
Product Features . . . . .	P-2
<b>Snap-On Wallplates</b>	
Decorator and Toggle . . . . .	P-4
<b>Standard, Mid-Size and Jumbo Wallplates</b>	
Decorator . . . . .	P-5
Toggle . . . . .	P-6
Duplex Receptacles . . . . .	P-7
Single Receptacles . . . . .	P-8
Blank . . . . .	P-9
Combination . . . . .	P-10
Telephone and Coaxial Outlet . . . . .	P-13
Jumbo Stainless Steel . . . . .	P-14
Pre-Marked "EMERGENCY" and Barrel Key Switch . . . . .	P-15
Pre-Marked "ISOLATED GROUND" and "COMPUTER ONLY"	
Specialty Plates and Accessories . . . . .	P-17
<b>Weatherproof Covers</b>	
Zinc Die Cast, 1- and 2-Gang, Vertical or Horizontal Mount . . . . .	P-18
Zinc Die Cast Aluminum and Non-Metallic, 1-Gang, Vertical Mount . . . . .	P-19
Non-Metallic, 1- and 2-Gang, Vertical Mount for Flanged Devices . . . . .	P-20
Non-Metallic, 1- and 2-Gang, While-In-Use Covers . . . . .	P-21
Extra Duty Metallic, 1- and 2-Gang, While-In-Use Covers . . . . .	P-22
<b>Pool Pump and Generator Kits</b>	
Pool Pump Receptacle Kit . . . . .	P-23
Generator Power Connection Kit . . . . .	P-23
<b>Technical Information</b>	
Selection Chart . . . . .	P-24
Material Specifications . . . . .	P-25
Wallplate Dimensions . . . . .	P-26
Custom Metal Wallplates . . . . .	P-27





### Nylon Wallplates

Bryant wallplates feature larger standard sized wallplates to provide extra coverage to hide rough box opening, improved aesthetics, greater strength, impact resistance, along with excellent cleanability in all different types of environments.

- Standard size is 1/8 inch larger to give you extra coverage to hide rough box openings. Also available in mid-size and pre-marked.
- Curved corners for improved aesthetics, for use in any application.
- Captive screw feature holds mounting screw in place for quick and easy installation.
- High-impact, self-extinguishing nylon material, which is virtually unbreakable.
- Smooth, easy to clean finish is highly resistant to solvents and cleaning solutions, providing long life in the harshest environments.

Bryant's standard sized wallplates are 1/8 inch larger to provide you that extra coverage to hide rough box openings. The depth is 1/4 inch so that it will comfortably fit over the device even on imperfect installations or on retrofit work.

### Nylon Wallplates




### Nylon Pre-Marked Wallplates



### Metal Wallplates



### Pre-Marked



*Note: All metal wallplates (except brass) are packaged with a white protective film, which protects the wallplate during installation and is easily peeled off.*

### Stainless Steel

Provide solutions for a variety of industrial and commercial applications.

- Environments subjected to heavy abuse.
- The 302/304 type stainless steel wallplates are ideal for highly corrosive environments such as food processing, hospitals, static free requirements and more.  
Non-magnetic: 18.0% Chromium  
8.0% Nickel
- The 430 type stainless steel wallplates are aesthetically identical to the 302/304 type stainless steel wallplates and are best suited for environments where corrosion resistance is less critical.  
Magnetic: 17.0% Chromium  
Less than 0.5% Nickel

### Smooth Solid Brass

- Provides a plush appearance with the durability of metal.
- Finish is lacquer coated to inhibit oxidation.

### Anodized Aluminum

- Non-magnetic and corrosion resistance for a wide range of applications.
- Finish is lacquer coated to inhibit oxidation.

### Extra Duty Metallic While-in-Use Covers

These covers are designed for use whenever protection is required while an outlet is in use. Covers meet or exceed the extra duty rating per UL 514D, and are NEMA 3R rated.

- Die-cast aluminum construction
- Powder coated “chip resistant” paint corrosion protection
- Unique plug management provision for securing device and cord

### 2014 National Electrical Code (NEC®) Requirement

#### 406.9 Receptacles in Damp or Wet Locations

(B) Wet Locations.

(1) 15 and 20 ampere receptacles in a wet location. 15 and 20 ampere, 125 and 250 volt receptacles installed in a wet location shall have an enclosure that is weatherproof whether or not the attachment plug cap is inserted. An outlet box hood installed for this purpose shall be listed, and shall be identified as “extra duty.” All 15 and 20 ampere, 125 and 250 volt nonlocking-type receptacles shall be listed weather resistant type.

Exception: 15 and 20 ampere, 125 through 250 volt receptacles installed in a wet location and subject to routine high-pressure spray washing shall be permitted to have an enclosure that is weatherproof when the attachment plug is removed.

(2) Other receptacles. All other receptacles installed in a wet location shall comply with (B)(2)(a) or (B)(2)(b).

(a) A receptacle installed in a wet location, where the product intended to be plugged into it is not attended while in use, shall have an enclosure that is weatherproof with the attachment plug cap inserted or removed.

(b) A receptacle installed in a wet location where the product intended to be plugged into it will be attended while in use (e.g., portable tools) shall have an enclosure that is weatherproof when the attachment plug is removed.



NEC® is a registered trademark of the The National Electrical Code.

# Wallplates and Covers












## Snap-On Wallplates



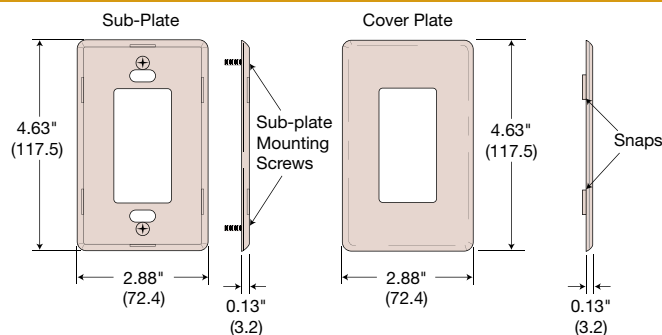
Decorator snap-on wallplates offer a clean, elegant look that can be installed in seconds. Toggle snap-on wallplates offer traditional styling, two piece construction, and four snaps that securely hold the cover to the sub-plate.

- Smooth finish
- Virtually unbreakable thermoplastic
- Easy to snap-on
- Multi-gang auto alignment

### Snap-On Wallplates

Description	Color	Catalog Number		Catalog Number
1-Gang, 1-Decorator 	Ivory Light Almond White	<b>RCW11</b> <b>RCW1LA</b> <b>RCW1W</b>	1-Gang, 1-Toggle 	<b>RFW11</b> - <b>RFW1W</b>
2-Gang, 2-Decorator 	Ivory Light Almond White	<b>RCW21</b> <b>RCW2LA</b> <b>RCW2W</b>	2-Gang, 2-Toggle 	<b>RFW21</b> - <b>RFW2W</b>
3-Gang, 3-Decorator 	Ivory Light Almond White	<b>RCW31</b> <b>RCW3LA</b> <b>RCW3W</b>	3-Gang, 3-Toggle 	<b>RFW31</b> - <b>RFW3W</b>
4-Gang, 4-Decorator 	Ivory Light Almond White	<b>RCW41</b> <b>RCW4LA</b> <b>RCW4W</b>		
5-Gang, 5-Decorator 	Ivory Light Almond White	<b>RCW51</b> <b>RCW5LA</b> <b>RCW5W</b>		
6-Gang, 6-Decorator 	Ivory Light Almond White	<b>RCW61</b> <b>RCW6LA</b> <b>RCW6W</b>		

### Product Dimensions Inches (mm)





# Wallplates and Covers

## Decorator Wallplates



### GFCI, USB Receptacles, Surge Receptacles and Decorator Device Wallplates

Description	Color	Nylon		Material	Catalog Number
		Standard Size	Mid-Size		
1-Gang, 1-Decorator 	Almond Black Blue Brown Gray Ivory Light Almond Red White	<b>NP26AL</b> <b>NP26BK</b> - <b>NP26</b> <b>NP26GY</b> <b>NP26I</b> <b>NP26LA</b> <b>NP26R</b> <b>NP26W</b>	<b>NPJ26AL</b> <b>NPJ26BK</b> <b>NPJ26BL</b> <b>NPJ26</b> <b>NPJ26GY</b> <b>NPJ26I</b> <b>NPJ26LA</b> <b>NPJ26R</b> <b>NPJ26W</b>	Aluminum Brass Brass Plated Chrome S/S 302/304 S/S 430 Steel, Almond Steel, Gray	① <b>SB26</b> <b>SBP26</b> <b>SCH26</b> <b>SS26</b> <b>SS26L</b> <b>PHPS1AL*</b> <b>PHPS1G*</b>
2-Gang, 2-Decorator 	Almond Black Brown Gray Ivory Light Almond Red White	<b>NP262AL</b> <b>NP262BK</b> <b>NP262</b> <b>NP262GY</b> <b>NP262I</b> <b>NP262LA</b> <b>NP262R</b> <b>NP262W</b>	<b>NPJ262AL</b> <b>NPJ262BK</b> <b>NPJ262</b> <b>NPJ262GY</b> <b>NPJ262I</b> <b>NPJ262LA</b> <b>NPJ262R</b> <b>NPJ262W</b>	Aluminum Brass Brass Plated Chrome S/S 302/304 S/S 430 Steel, Almond Steel, Gray	① <b>SB262</b> <b>SBP262</b> <b>SCH262</b> <b>SS262</b> <b>SS262L</b> <b>PHPS2AL*</b> <b>PHPS2G*</b>
3-Gang, 3-Decorator 	Almond Black Brown Gray Ivory Light Almond Red White	<b>NP263AL</b> <b>NP263BK</b> <b>NP263</b> <b>NP263GY</b> <b>NP263I</b> <b>NP263LA</b> <b>NP263R</b> <b>NP263W</b>	<b>NPJ263AL</b> <b>NPJ263BK</b> <b>NPJ263</b> <b>NPJ263GY</b> <b>NPJ263I</b> <b>NPJ263LA</b> <b>NPJ263R</b> <b>NPJ263W</b>	Aluminum Brass Brass Plated Chrome S/S 302/304 Steel, Almond	① ① <b>SBP263</b> ① <b>SS263</b> <b>PHPS3AL*</b>
4-Gang, 4-Decorator 	Almond Black Brown Gray Ivory Light Almond White	<b>NP264AL</b> <b>NP264BK</b> <b>NP264</b> <b>NP264GY</b> <b>NP264I</b> <b>NP264LA</b> <b>NP264W</b>	<b>NPJ264AL</b> <b>NPJ264BK</b> <b>NPJ264</b> <b>NPJ264GY</b> <b>NPJ264I</b> <b>NPJ264LA</b> <b>NPJ264W</b>	Aluminum Brass Brass Plated Chrome S/S 302/304 Steel, Almond	① ① ① ① <b>SS264</b> <b>PHPS4AL*</b>
5-Gang, 5-Decorator 	Black Brown Gray Ivory Light Almond White	<b>NP265BK</b> <b>NP265</b> <b>NP265GY</b> <b>NP265I</b> <b>NP265LA</b> <b>NP265W</b>		Aluminum Brass Brass Plated Chrome S/S 302/304 Steel, Almond	① ① ① ① <b>SS265</b> <b>PHPS5AL*</b>
6-Gang, 6-Decorator 	Black Brown Gray Ivory Light Almond White	<b>NP266BK</b> <b>NP266</b> <b>NP266GY</b> <b>NP266I</b> <b>NP266LA</b> <b>NP266W</b>		Aluminum Brass Brass Plated Chrome S/S 302/304 Steel, Almond	① ① ① ① <b>SS266</b> <b>PHPS6AL*</b>

Note: All standard and mid-size nylon wallplates feature pre-inserted captive screws for faster assembly.

①Available as a custom wallplate, see page P-27. Consult custom wallplates section for additional openings and combinations.










\*Powder coat paint finish.

# Wallplates and Covers

## Toggle Switch Wallplates



### Toggle Switch Wallplates

Description	Color	Nylon		Material	Catalog Number
		Standard Size	Mid-Size		
1-Gang, 1-Toggle 	Almond Black Brown Gray Ivory Light Almond Red White	<b>NP1AL</b> <b>NP1BK</b> <b>NP1</b> <b>NP1GY</b> <b>NP1I</b> <b>NP1LA</b> <b>NP1R</b> <b>NP1W</b>	<b>NPJ1AL</b> <b>NPJ1BK</b> <b>NPJ1</b> <b>NPJ1GY</b> <b>NPJ1I</b> <b>NPJ1LA</b> <b>NPJ1R</b> <b>NPJ1W</b>	Aluminum Brass Brass Plated Chrome S/S 302/304 S/S 430 Steel, Almond Steel, Gray	<b>SA1</b> <b>SB1</b> <b>SBP1</b> <b>SCH1</b> <b>SS1</b> <b>SS1L</b> <b>SP1AL*</b> <b>SP1G*</b>
2-Gang, 2-Toggle 	Almond Black Brown Gray Ivory Light Almond Red White	<b>NP2AL</b> <b>NP2BK</b> <b>NP2</b> <b>NP2GY</b> <b>NP2I</b> <b>NP2LA</b> <b>NP2R</b> <b>NP2W</b>	<b>NPJ2AL</b> <b>NPJ2BK</b> <b>NPJ2</b> <b>NPJ2GY</b> <b>NPJ2I</b> <b>NPJ2LA</b> <b>NPJ2R</b> <b>NPJ2W</b>	Aluminum Brass Brass Plated Chrome S/S 302/304 S/S 430 Steel, Almond Steel, Gray	<b>SA2</b> <b>SB2</b> <b>SBP2</b> <b>SCH2</b> <b>SS2</b> <b>SS2L</b> <b>SP2AL*</b> <b>SP2G*</b>
3-Gang, 3-Toggle 	Almond Black Brown Gray Ivory Light Almond Red White	<b>NP3AL</b> <b>NP3BK</b> <b>NP3</b> <b>NP3GY</b> <b>NP3I</b> <b>NP3LA</b> - <b>NP3W</b>	<b>NPJ3AL</b> <b>NPJ3BK</b> <b>NPJ3</b> <b>NPJ3GY</b> <b>NPJ3I</b> <b>NPJ3LA</b> <b>NPJ3R</b> <b>NPJ3W</b>	Aluminum Brass Brass Plated Chrome S/S 302/304 S/S 430 Steel, Almond	① <b>SB3</b> <b>SBP3</b> <b>SCH3</b> <b>SS3</b> <b>SS3L</b> <b>SP3AL*</b>
4-Gang, 4-Toggle 	Black Brown Gray Ivory Light Almond White	<b>NP4BK</b> <b>NP4</b> <b>NP4GY</b> <b>NP4I</b> <b>NP4LA</b> <b>NP4W</b>	<b>NPJ4BK</b> <b>NPJ4</b> <b>NPJ4GY</b> <b>NPJ4I</b> <b>NPJ4LA</b> <b>NPJ4W</b>	Aluminum Brass Brass Plated Chrome S/S 302/304 S/S 430 Steel, Almond	① <b>SB4</b> <b>SBP4</b> ① <b>SS4</b> <b>SS4L</b> <b>SP4AL*</b>
5-Gang, 5-Toggle 	Black Brown Gray Ivory Light Almond White	<b>NP5BK</b> <b>NP5</b> <b>NP5GY</b> <b>NP5I</b> <b>NP5LA</b> <b>NP5W</b>		Aluminum Brass Brass Plated Chrome S/S 302/304 Steel, Almond	① <b>SB5</b> ① ① <b>SS5</b> <b>SP5AL*</b>
6-Gang, 6-Toggle 	Brown Gray Ivory Light Almond White	<b>NP6</b> <b>NP6GY</b> <b>NP6I</b> <b>NP6LA</b> <b>NP6W</b>		Aluminum Brass Brass Plated Chrome S/S 302/304 Steel, Almond	① <b>SB6</b> ① ① <b>SS6</b> <b>SP6AL*</b>
7-Gang, 7-Toggle 				Aluminum Brass Brass Plated Chrome S/S 302/304	① ① ① ① <b>SS607</b>
8-Gang, 8-Toggle 				Aluminum Brass Brass Plated Chrome S/S 302/304	① ① ① ① <b>SS608</b>
2-Gang, 1-Toggle 				S/S 302/304	<b>SS740</b>

Note: All standard and mid-size nylon wallplates feature pre-inserted captive screws for faster assembly.

① Available as a custom wallplate, see page P-27. Consult custom wallplates section for additional openings and combinations.






\*Powder coat paint finish.

# Wallplates and Covers




## Duplex and Single Receptacle Wallplates



### Duplex Receptacle Wallplates

Description	Color	Nylon		Material	Catalog Number
		Standard Size	Mid-Size		
1-Gang, 1-Duplex 	Almond	<b>NP8AL</b>	<b>NPJ8AL</b>	Aluminum	<b>SA8</b>
	Black	<b>NP8BK</b>	<b>NPJ8BK</b>	Brass	<b>SB8</b>
	Blue	-	<b>NPJ8BL</b>	Brass Plated	<b>SBP8</b>
	Brown	<b>NP8</b>	<b>NPJ8</b>	Chrome	<b>SCH8</b>
	Gray	<b>NP8GY</b>	<b>NPJ8GY</b>	S/S 302/304	<b>SS8</b>
	Ivory	<b>NP8I</b>	<b>NPJ8I</b>	S/S 430	<b>SS8L</b>
	Light Almond	<b>NP8LA</b>	<b>NPJ8LA</b>	Steel, Almond	<b>SP8AL*</b>
	Orange	<b>NP8OR</b>	-	Steel, Gray	<b>SP8G*</b>
	Red	<b>NP8R</b>	<b>NPJ8R</b>		
	White	<b>NP8W</b>	<b>NPJ8W</b>		
2-Gang, 2-Duplex 	Black	<b>NP82BK</b>	<b>NPJ82BK</b>	Aluminum	<b>SA82</b>
	Brown	<b>NP82</b>	<b>NPJ82</b>	Brass	<b>SB82</b>
	Gray	<b>NP82GY</b>	<b>NPJ82GY</b>	Brass Plated	<b>SBP82</b>
	Ivory	<b>NP82I</b>	<b>NPJ82I</b>	Chrome	<b>SCH82</b>
	Light Almond	<b>NP82LA</b>	<b>NPJ82LA</b>	S/S 302/304	<b>SS82</b>
	Orange	<b>NP82OR</b>	-	S/S 430	<b>SS82L</b>
	Red	<b>NP82R</b>	<b>NPJ82R</b>	Steel, Almond	<b>SP82AL*</b>
	White	<b>NP82W</b>	<b>NPJ82W</b>	Steel, Gray	<b>SP82G*</b>
3-Gang, 3-Duplex 	Brown	<b>NP83</b>		Aluminum	①
	Ivory	<b>NP83I</b>		Brass	①
	White	<b>NP83W</b>		Brass Plated	①
				Chrome	①
			S/S 302/304	<b>SS83</b>	
			Steel, Almond	<b>SP83AL*</b>	
4-Gang, 4-Duplex 	Brown	<b>NP84</b>		Aluminum	①
	Ivory	<b>NP84I</b>		Brass	①
	White	<b>NP84W</b>		Brass Plated	①
				Chrome	①
			S/S 302/304	<b>SS84</b>	
2-Gang, 1-Duplex 				S/S 302/304	<b>SS748</b>

### Single 15/20A Straight Blade or 15A Locking Receptacle Wallplates Inches (mm)

Description	Color	Nylon		Material	Catalog Number
		Standard Size	Mid-Size		
1-Gang, 1-Single 1.40 in. (35.6) dia. hole 	Black	<b>NP7BK</b>	<b>NPJ7BK</b>	Aluminum	<b>SA7</b>
	Brown	<b>NP7</b>	<b>NPJ7</b>	Brass	<b>SB7</b>
	Gray	<b>NP7GY</b>	<b>NPJ7GY</b>	Brass Plated	<b>SBP7</b>
	Ivory	<b>NP7I</b>	<b>NPJ7I</b>	Chrome	<b>SCH7</b>
	Light Almond	<b>NP7LA</b>	<b>NPJ7LA</b>	S/S 302/304	<b>SS7</b>
	Red	<b>NP7R</b>	<b>NPJ7R</b>	S/S 430	<b>SS7L</b>
	White	<b>NP7W</b>	<b>NPJ7W</b>	Steel, Almond	<b>SP7AL*</b>
				Steel, Gray	<b>SP7G*</b>
2-Gang, 1-Single 1.40 in. (35.6) dia. hole 				S/S 302/304	<b>SS747</b>
2-Gang, 2-Single 1.40 in. (35.6) dia. hole 				Aluminum	①
				Brass	①
				Brass Plated	①
				Chrome	①
				S/S 302/304	<b>SS72</b>

Note: All standard and mid-size nylon wallplates feature pre-inserted captive screws for faster assembly.

① Available as a custom wallplate, see page P-27. Consult custom wallplates section for additional openings and combinations.






\*Powder coat paint finish.

# Wallplates and Covers







## Single Receptacle Wallplates



### Single 20/30A Locking Receptacle Wallplates Inches (mm)

Description	Color	Nylon		Material	Catalog Number
		Standard Size	Mid-Size		
 1-Gang, 1-Single 1.60 in. (40.6) dia. hole	Black	<b>NP720BK</b>		Aluminum	<b>SA720</b>
	Brown	<b>NP720</b>		Brass	<b>SB720</b>
	Gray	<b>NP720GY</b>		Brass Plated	①
	Ivory	<b>NP720I</b>		Chrome	①
	Red	<b>NP720R</b>		S/S 302/304	<b>SS720</b>
	White	<b>NP720W</b>			
 1-Gang, 1-Single 1.74 in. (44.2) dia. hole				S/S 302/304	<b>SS725</b>
 2-Gang, 1-Single 1.60 in. (40.6) dia. hole				S/S 302/304	<b>SS749</b>
 3-Gang, 2-Single 1.60 in. (40.6) dia. hole				Aluminum	①
				Brass	①
				Brass Plated	①
				Chrome	①
				S/S 302/304	<b>SS320</b>
 3-Gang, 2-Single 1.74 in. (44.2) dia. hole				S/S 302/304	<b>SS330</b>

### Single Receptacle Wallplates Inches (mm)

Description	Color	Nylon		Material	Catalog Number
		Standard Size	Mid-Size		
 1-Gang, 1-Single 1.97 in. (50.0) dia. hole				S/S 302/304	<b>SS737</b>
 1-Gang, 1-Single 2.16 in. (54.9) dia. hole	Black	<b>NP724BK</b>	<b>NPJ724BK</b>	Aluminum	<b>SA723</b>
	Brown	<b>NP724</b>	<b>NPJ724</b>	Brass	①
	Gray	<b>NP724GY</b>	<b>NPJ724GY</b>	Brass Plated	①
	Ivory	<b>NP724I</b>	<b>NPJ724I</b>	Chrome	<b>SCH723</b>
	White	<b>NP724W</b>	<b>NPJ724W</b>	S/S 302/304	<b>SS723</b>
				S/S 430	<b>SS723L</b>
 2-Gang, 1-Single 2.16 in. (54.9) dia. hole				Chrome	<b>SCH702</b>
				S/S 302/304	<b>SS702</b>
 2-Gang, 1-Single 2.16 in. (54.9) dia. hole	Black	<b>NP703BK</b>	<b>NPJ703BK</b>	S/S 302/304	<b>SS703</b>
	Brown	<b>NP703</b>	<b>NPJ703</b>	S/S 430	<b>SS703L</b>
	Gray	<b>NP703GY</b>	<b>NPJ703GY</b>		
	Ivory	<b>NP703I</b>	<b>NPJ703I</b>		
	White	<b>NP703W</b>	<b>NPJ703W</b>		
 2-Gang, 1-Single 2.48 in. (63.0) dia. hole				S/S 302/304	<b>SS701</b>
 2-Gang, 1-Single 2.66 in. (67.6) dia. hole				S/S 302/304	<b>SS716</b>

Note: All standard and mid-size nylon wallplates feature pre-inserted captive screws for faster assembly.

① Available as a custom wallplate, see page P-27. Consult custom wallplates section for additional openings and combinations.











# Wallplates and Covers

## Blank Wallplates



### Blank Wallplates, Box Mount and Strap Mount

Description	Color	Nylon		Material	Catalog Number
		Standard Size	Mid-Size		
 1-Gang, 1-Blank, Box Mount	Almond	<b>NP13AL</b>	<b>NPJ13AL</b>	Aluminum	<b>SA13A</b>
	Black	<b>NP13BK</b>	<b>NPJ13BK</b>	Brass	<b>SB13</b>
	Brown	<b>NP13</b>	<b>NPJ13</b>	Brass Plated	<b>SBP13</b>
	Gray	<b>NP13GY</b>	<b>NPJ13GY</b>	Chrome	<b>SCH13</b>
	Ivory	<b>NP13I</b>	<b>NPJ13I</b>	S/S 302/304	<b>SS13</b>
	Light Almond	<b>NP13LA</b>	<b>NPJ13LA</b>	S/S 430	<b>SS13L</b>
	White	<b>NP13W</b>	<b>NPJ13W</b>	Steel, Almond	<b>SP14BAL*</b>
Steel, Gray				<b>SP14BG*</b>	
 2-Gang, 2-Blank, Box Mount	Almond	<b>NP23AL</b>	<b>NPJ23AL</b>	Aluminum	<b>SA23</b>
	Black	<b>NP23BK</b>	-	Brass	<b>SB23</b>
	Brown	<b>NP23</b>	<b>NPJ23</b>	Brass Plated	①
	Gray	<b>NP23GY</b>	-	Chrome	<b>SCH23</b>
	Ivory	<b>NP23I</b>	<b>NPJ23I</b>	S/S 302/304	<b>SS23</b>
	Light Almond	<b>NP23LA</b>	<b>NPJ23LA</b>	S/S 430	<b>SS23L</b>
	White	<b>NP23W</b>	<b>NPJ23W</b>	Steel, Almond	<b>SP24BAL*</b>
Steel, Gray				<b>SP24BG*</b>	
 3-Gang, 3-Blank, Box Mount	Brown	<b>NP33</b>		Aluminum	①
	Ivory	<b>NP33I</b>		Brass	①
	White	<b>NP33W</b>		Brass Plated	①
				Chrome	①
				S/S 302/304	<b>SS33</b>
				Steel, Almond	<b>SP34BAL*</b>
 4-Gang, 4-Blank, Box Mount	Brown	<b>NP43</b>		Aluminum	①
	Ivory	<b>NP43I</b>		Brass	①
	White	<b>NP43W</b>		Brass Plated	①
				Chrome	①
				S/S 302/304	<b>SS43</b>
 1-Gang, 1-Blank, Strap Mount	Black	<b>NP14BK</b>		Aluminum	①
	Brown	<b>NP14</b>		Brass	<b>SB14</b>
	Gray	<b>NP14GY</b>		Brass Plated	①
	Ivory	<b>NP14I</b>		Chrome	①
	Red	<b>NP14R</b>		S/S 302/304	<b>SS14</b>
	White	<b>NP14W</b>		S/S 430	<b>SS14L</b>
				Steel, Almond	<b>SP14AL*</b>
Steel, Gray				<b>SP14G*</b>	
 2-Gang, 2-Blank, Strap Mount	Black	<b>NP24BK</b>		Aluminum	①
	Brown	<b>NP24</b>		Brass	①
	Gray	<b>NP24GY</b>		Brass Plated	①
	Ivory	<b>NP24I</b>		Chrome	①
	Red	<b>NP24R</b>		S/S 302/304	<b>SS24</b>
	White	<b>NP24W</b>		S/S 430	<b>SS24L</b>
				Steel, Almond	<b>SP24AL*</b>
Steel, Gray				<b>SP24G*</b>	
 3-Gang, 3-Blank, Strap Mount	Brown	<b>NP34</b>		Aluminum	①
	Ivory	<b>NP34I</b>		Brass	①
	White	<b>NP34W</b>		Brass Plated	①
				Chrome	①
				S/S 302/304	<b>SS34</b>
				Steel, Almond	<b>SP34AL*</b>
 4-Gang, 4-Blank, Strap Mount	Brown	<b>NP44</b>		Aluminum	①
	Ivory	<b>NP44I</b>		Brass	①
	White	<b>NP44W</b>		Brass Plated	①
				Chrome	①
				S/S 302/304	<b>SS44</b>

Note: All standard and mid-size nylon wallplates feature pre-inserted captive screws for faster assembly.

① Available as a custom wallplate, see page P-27. Consult custom wallplates section for additional openings and combinations.










\*Powder coat paint finish.

# Wallplates and Covers

## Combination Wallplates



### Combination Wallplates, 2-Gang Inches (mm)

Description	Color	Nylon		Material	Catalog Number
		Standard Size	Mid-Size		
 2-Gang, 1-Toggle, 1-Duplex	Almond Black Brown Gray Ivory Light Almond Red White	<b>NP18AL</b> <b>NP18BK</b> <b>NP18</b> <b>NP18GY</b> <b>NP18I</b> <b>NP18LA</b> <b>NP18R</b> <b>NP18W</b>	<b>NPJ18AL</b> <b>NPJ18BK</b> <b>NPJ18</b> <b>NPJ18GY</b> <b>NPJ18I</b> <b>NPJ18LA</b> <b>NPJ18R</b> <b>NPJ18W</b>	Aluminum Brass Brass Plated Chrome S/S 302/304 S/S 430 Steel, Almond Steel, Gray	① ① <b>SBP18</b> <b>SCH18</b> <b>SS18</b> <b>SS18L</b> <b>SP18AL*</b> <b>SP18G*</b>
 2-Gang, 1-Duplex, 1-Decorator	Almond Black Brown Gray Ivory Light Almond White	<b>NP826AL</b> <b>NP826BK</b> <b>NP826</b> <b>NP826GY</b> <b>NP826I</b> <b>NP826LA</b> <b>NP826W</b>	<b>NPJ826AL</b> <b>NPJ826BK</b> <b>NPJ826</b> <b>NPJ826GY</b> <b>NPJ826I</b> <b>NPJ826LA</b> <b>NPJ826W</b>	Aluminum Brass Brass Plated Chrome S/S 302/304	① <b>SB826</b> ① ① <b>SS826</b>
 2-Gang, 1-Toggle, 1-Decorator	Almond Black Brown Gray Ivory Light Almond White	<b>NP126AL</b> <b>NP126BK</b> <b>NP126</b> <b>NP126GY</b> <b>NP126I</b> <b>NP126LA</b> <b>NP126W</b>	<b>NPJ126AL</b> <b>NPJ126BK</b> <b>NPJ126</b> <b>NPJ126GY</b> <b>NPJ126I</b> <b>NPJ126LA</b> <b>NPJ126W</b>	Aluminum Brass Brass Plated Chrome S/S 302/304 S/S 430 Steel, Almond Steel, Gray	① <b>SB126</b> <b>SBP126</b> ① <b>SS126</b> <b>SS126L</b> <b>PJS126AL*</b> <b>PJS126G*</b>
 2-Gang, 1-Duplex, 1-Telephone .406 in. (10.3) Hole Strap Mount	Black Brown Gray Ivory White	<b>NP128BK</b> <b>NP128</b> <b>NP128GY</b> <b>NP128I</b> <b>NP128W</b>			
 2-Gang, 1-Toggle, 1-Telephone .406 in. (10.3) Hole Strap Mount	Black Brown Gray Ivory White	<b>NP112BK</b> <b>NP112</b> <b>NP112GY</b> <b>NP112I</b> <b>NP112W</b>			
 2-Gang, 1-Decorator, 1-Telephone .406 in. (10.3) Hole Strap Mount	Black Brown Gray Ivory White	<b>NP1226BK</b> <b>NP1226</b> <b>NP1226GY</b> <b>NP1226I</b> <b>NP1226W</b>			
 2-Gang, 1-Single Receptacle 1.40 in. (35.6) Hole, 1-Duplex	Almond Brown Gray Ivory White	<b>NP78AL</b> <b>NP78</b> <b>NP78GY</b> <b>NP78I</b> <b>NP78W</b>		Aluminum Brass Brass Plated Chrome S/S 302/304	① ① ① ① <b>SS78</b>
 2-Gang, 1-Single Receptacle 1.60 in. (40.6) Hole, 1-Duplex				Aluminum Brass Brass Plated Chrome S/S 302/304	① ① ① ① <b>SS8720</b>
 2-Gang, 1-Toggle, 1-Single Receptacle 1.40 in. (35.6) Hole	Black Brown Gray Ivory White	<b>NP17BK</b> <b>NP17</b> <b>NP17GY</b> <b>NP17I</b> <b>NP17W</b>		Aluminum Brass Brass Plated Chrome S/S 302/304	① ① ① ① <b>SS17</b>

Note: All standard and mid-size nylon wallplates feature pre-inserted captive screws for faster assembly.

① Available as a custom wallplate, see page P-27. Consult custom wallplates section for additional openings and combinations.










\*Powder coat paint finish.

# Wallplates and Covers

## Combination Wallplates



### Combination Wallplates, 2- and 3-Gang Inches (mm)

Description	Color	Nylon		Material	Catalog Number
		Standard Size	Mid-Size		
2-Gang, 1-Toggle, 1-Blank, Box Mount 	Black	<b>NP113BK</b>	-	Aluminum	⓪
	Brown	<b>NP113</b>	<b>NPJ113</b>	Brass	⓪
	Gray	<b>NP113GY</b>	-	Brass Plated	⓪
	Ivory	<b>NP113I</b>	<b>NPJ113I</b>	Chrome	⓪
	Light Almond	<b>NP113LA</b>	-	S/S 302/304	<b>SS113</b>
	White	<b>NP113W</b>	-		
2-Gang, 1-Toggle, 1-Blank, Strap Mount 				Aluminum	⓪
				Brass	⓪
				Brass Plated	⓪
				Chrome	⓪
				S/S 302/304	<b>SS114</b>
2-Gang, 1-Blank, 1-Duplex, Box Mount 	Black	<b>NP138BK</b>	-	Aluminum	⓪
	Brown	<b>NP138</b>	<b>NPJ138</b>	Brass	⓪
	Gray	<b>NP138GY</b>	-	Brass Plated	⓪
	Ivory	<b>NP138I</b>	<b>NPJ138I</b>	Chrome	⓪
	Light Almond	<b>NP138LA</b>	-	S/S 302/304	<b>SS138</b>
	White	<b>NP138W</b>	<b>NPJ138W</b>		
2-Gang, 1-Blank, 1-Duplex, Strap Mount 				Aluminum	⓪
				Brass	⓪
				Brass Plated	⓪
				Chrome	⓪
				S/S 302/304	<b>SS148</b>
2-Gang, 1-Blank, 1-Decorator, Box Mount 	Black	<b>NP1326BK</b>	<b>NPJ1326BK</b>	Aluminum	⓪
	Brown	<b>NP1326</b>	<b>NPJ1326</b>	Brass	⓪
	Gray	<b>NP1326GY</b>	<b>NPJ1326GY</b>	Brass Plated	⓪
	Ivory	<b>NP1326I</b>	<b>NPJ1326I</b>	Chrome	⓪
	Light Almond	<b>NP1326LA</b>	<b>NPJ1326LA</b>	S/S 302/304	<b>SS1426*</b>
	White	<b>NP1326W</b>	<b>NPJ1326W</b>		
2-Gang, 1-Telephone, .406 in. (10.3) Hole, 1-Blank, Strap Mount 	Black	<b>NP1214BK</b>			
	Brown	<b>NP1214</b>			
	Gray	<b>NP1214GY</b>			
	Ivory	<b>NP1214I</b>			
	White	<b>NP1214W</b>			
2-Gang, 1-Single Receptacle 1.40 in. (35.6) Hole 1-Blank, Strap Mount 	Black	<b>NP147BK</b>		Aluminum	⓪
	Brown	<b>NP147</b>		Brass	⓪
	Gray	<b>NP147GY</b>		Brass Plated	⓪
	Ivory	<b>NP147I</b>		Chrome	⓪
	White	<b>NP147W</b>		S/S 302/304	⓪
3-Gang, 2-Toggle, 1-Duplex 	Brown	<b>NP28</b>	<b>NPJ28</b>	Aluminum	⓪
	Gray	<b>NP28GY</b>	-	Brass	⓪
	Ivory	<b>NP28I</b>	<b>NPJ28I</b>	Brass Plated	<b>SBP28</b>
	Light Almond	<b>NP28LA</b>	<b>NPJ28LA</b>	Chrome	⓪
	White	<b>NP28W</b>	<b>NPJ28W</b>	S/S 302/304	<b>SS28</b>
				Steel, Almond	<b>SP28AL*</b>
			Steel, Gray	<b>SP28G*</b>	
3-Gang, 1-Toggle, 2-Duplex 	Black	<b>NP182BK</b>		Aluminum	⓪
	Brown	<b>NP182</b>		Brass	⓪
	Gray	<b>NP182GY</b>		Brass Plated	⓪
	Ivory	<b>NP182I</b>		Chrome	⓪
	White	<b>NP182W</b>		S/S 302/304	<b>SS182</b>






Note: All standard and mid-size nylon wallplates feature pre-inserted captive screws for faster assembly.  
 ⓪ Available as a custom wallplate, see page P-27. Consult custom wallplates section for additional openings and combinations.  
 \*Powder coat paint finish.

# Wallplates and Covers







## Combination Wallplates

### Combination Wallplates, 3-Gang

Description	Color	Nylon		Material	Catalog Number
		Standard Size	Mid-Size		
3-Gang, 2-Toggle, 1-Decorator 	Black Brown Gray Ivory Light Almond White	<b>NP226BK</b> <b>NP226</b> <b>NP226GY</b> <b>NP226I</b> <b>NP226LA</b> <b>NP226W</b>	<b>NPJ226BK</b> <b>NPJ226</b> <b>NPJ226GY</b> <b>NPJ226I</b> <b>NPJ226LA</b> <b>NPJ226W</b>	Aluminum Brass Brass Plated Chrome S/S 302/304 Steel, Gray	⓪ ⓪ ⓪ ⓪ <b>SS226</b> <b>PJS226G*</b>
3-Gang, 1-Toggle, 2-Decorator 	Black Brown Gray Ivory Light Almond White	<b>NP1262BK</b> <b>NP1262</b> <b>NP1262GY</b> <b>NP1262I</b> <b>NP1262LA</b> <b>NP1262W</b>		Aluminum Brass Brass Plated Chrome S/S 302/304	⓪ ⓪ ⓪ ⓪ ⓪
3-Gang, 2-Duplex, 1-Blank 				Aluminum Brass Brass Plated Chrome S/S 302/304	⓪ ⓪ ⓪ ⓪ <b>SS211</b>
3-Gang, 1-Duplex, 1-Blank, 1-Duplex 				Aluminum Brass Brass Plated Chrome S/S 302/304	⓪ ⓪ ⓪ ⓪ <b>SS8147</b>
3-Gang, 2-Toggle, 1-Blank 				Aluminum Brass Brass Plated Chrome S/S 302/304	⓪ ⓪ ⓪ ⓪ <b>SS213</b>

### Combination Wallplates, 4- and 5-Gang

Description	Color	Nylon		Material	Catalog Number
		Standard Size	Mid-Size		
4-Gang, 3-Toggle, 1-Duplex 	Brown Ivory Light Almond White	<b>NP38</b> <b>NP38I</b> <b>NP38LA</b> <b>NP38W</b>		Aluminum Brass Brass Plated Chrome S/S 302/304	⓪ ⓪ ⓪ ⓪ <b>SS38</b>
4-Gang, 3-Toggle, 1-Decorator 	Black Brown Gray Ivory Light Almond White	<b>NP326BK</b> <b>NP326</b> <b>NP326GY</b> <b>NP326I</b> <b>NP326LA</b> <b>NP326W</b>		Aluminum Brass Brass Plated Chrome S/S 302/304	⓪ ⓪ ⓪ ⓪ <b>SS326</b>
4-Gang, 2-Toggle, 2-Decorator 	Black Brown Gray Ivory Light Almond White	<b>NP2262BK</b> <b>NP2262</b> <b>NP2262GY</b> <b>NP2262I</b> <b>NP2262LA</b> <b>NP2262W</b>		Aluminum Brass Brass Plated Chrome S/S 302/304	⓪ ⓪ ⓪ ⓪ ⓪
5-Gang, 4-Toggle, 1-Duplex 	Brown Ivory White	<b>NP48</b> <b>NP48I</b> <b>NP48W</b>		Aluminum Brass Brass Plated Chrome S/S 302/304	⓪ ⓪ ⓪ ⓪ ⓪

Note: All standard and mid-size nylon wallplates feature pre-inserted captive screws for faster assembly.

⓪ Available as a custom wallplate, see page P-27. Consult custom wallplates section for additional openings and combinations.








\*Powder coat paint finish.

# Wallplates and Covers

## Telephone and Coaxial Outlet Wallplates



### Telephone and Coaxial Outlet Wallplates Inches (mm)

Description	Color	Nylon		Material	Catalog Number
		Standard Size	Mid-Size		
 1-Gang, 1-Tel Nylon 0.406 in. (10.3) hole, Metal 0.640 in. (16.3) hole, box mount	Almond	<b>NP11AL</b>	<b>NPJ11AL</b>	Aluminum	①
	Black	<b>NP11BK</b>	-	Brass	①
	Brown	<b>NP11</b>	<b>NPJ11</b>	Brass Plated	①
	Gray	<b>NP11GY</b>	-	Chrome	①
	Ivory	<b>NP11I</b>	<b>NPJ11I</b>	S/S 302/304	<b>SS11*</b>
	Light Almond	<b>NP11LA</b>	<b>NPJ11LA</b>	S/S 430	<b>SS11L*</b>
	Red	<b>NP11R</b>	-		
	White	<b>NP11W</b>	<b>NPJ11W</b>		
 1-Gang, 1-Tel Nylon 0.406 in. (10.3) hole, Metal 0.640 in. (16.3) hole, strap mount	Almond	<b>NP12AL</b>		Aluminum	①
	Black	<b>NP12BK</b>		Brass	<b>SB12*</b>
	Brown	<b>NP12</b>		Brass Plated	<b>SBP12*</b>
	Gray	<b>NP12GY</b>		Chrome	<b>SCH12*</b>
	Ivory	<b>NP12I</b>		S/S 302/304	<b>SS12*</b>
	White	<b>NP12W</b>		S/S 430	<b>SS12L*</b>
 1-Gang, 1-Tel 0.625 in. (15.9) hole, box mount	Almond	<b>NP737AL</b>			
	Brown	<b>NP737</b>			
	Ivory	<b>NP737I</b>			
	White	<b>NP737W</b>			
 1-Gang, 1-Tel 0.625 in. (15.9) hole, strap mount	Brown	<b>NP730</b>			
	Ivory	<b>NP730I</b>			
	White	<b>NP730W</b>			
 1-Gang, 1-Tel 0.380 in. (9.7) hole, box mount or strap mount				Aluminum	①
				Brass	①
				Brass Plated	①
				Chrome	①
				S/S 302/304	<b>SS739</b>
				S/S 302/304, Strap Mount	<b>SS738</b>
 2-Gang, 2-Tel Nylon 0.406 in. (10.3) hole, Metal 0.640 in. (16.3) hole, Box Mount	Black	<b>NP21BK</b>		Aluminum	①
	Brown	<b>NP21</b>		Brass	①
	Gray	<b>NP21GY</b>		Brass Plated	①
	Ivory	<b>NP21I</b>		Chrome	①
	White	<b>NP21W</b>		S/S 302/304, Strap Mount	<b>SS22*</b>
 2-Gang, 1-Tel 0.640 in. (16.3) hole, box mount				S/S 302/304	<b>SS741*</b>

Note: All standard and mid-size nylon wallplates feature pre-inserted captive screws for faster assembly.

① Available as a custom wallplate, see page P-27. Consult custom wallplates section for additional openings and combinations.














\*.50" (12.7) I.D. nylon bushing provided.

# Wallplates and Covers




## Jumbo Metal Wallplates

### Jumbo, Smooth, Stainless Steel Type 302/304 Wallplates Inches (mm)

Description	Catalog Number	Description	Catalog Number
1-Gang, 1-Toggle 	<b>SSJ1</b>	2-Gang, 2-Toggle 	<b>SSJ2</b>
1-Gang, 1-Duplex 	<b>SSJ8</b>	2-Gang, 2-Duplex 	<b>SSJ82</b>
1-Gang, 1-Decorator 	<b>SSJ26</b>	2-Gang, 2-Decorator 	<b>SSJ262</b>
1-Gang, 1-Single Receptacle for 1.36–1.39 in. (34.5–35.3) dia. face 	<b>SSJ7</b>	2-Gang, 1-Toggle, 1-Duplex 	<b>SSJ18</b>
1-Gang, 1-Single Receptacle for 2.09–2.13 in. (53.1–54.1) dia. face 	<b>SSJ723</b>	2-Gang, 1-Toggle, 1-Decorator 	<b>SSJ126</b>
1-Gang, 1-Blank, box mount 	<b>SSJ13</b>	2-Gang, 2-Blank, box mount 	<b>SSJ23</b>
1-Gang, 1-Telephone opening, 0.640 in. (16.3) box mount 	<b>SSJ11*</b>		

Note: \*.50 in. (12.7) I.D. nylon bushing provided.  
Specifications are subject to change without notice.

### Product Dimensions Inches (mm)



**Jumbo Wallplate**




Oversize dimensions (see page P-26 for more details).  
1-Gang, 5.25 in. x 3.50 in. (133.4 x 88.9).  
2-Gang, 5.25 in. x 5.31 in. (133.4 x 134.9).

# Wallplates and Covers

## Pre-Marked "EMERGENCY" and Barrel Key Switch Wallplates



### Pre-Marked "EMERGENCY" Wallplates

Description	Color	Nylon		Material	Catalog Number
		Standard Size	Mid-Size		
1-Gang, 1-Duplex, paint filled 1/4 in. (6.4) white lettering 	Red		<b>NPJ8RMEV</b>	S/S 302/304	<b>SS8MEV</b>
1-Gang, 1-Toggle, paint filled 1/4 in. (6.4) white lettering 	Red		<b>NPJ1RME</b>	S/S 302/304	<b>SS1ME</b>
2-Gang, 2 Duplex, paint filled 1/4 in. (6.4) red lettering 				S/S 302/304	<b>SS82MEV</b>

Note: See page P-26 for mid-size plate dimensions.  
All lettering .25 in. (6.3) high.



### Stainless Steel Barrel Key Switch Wallplates

Description	1-Gang, with ON/OFF Markings	1-Gang, with Position Markings	2-Gang, with ON/OFF Markings	2-Gang, with Position Markings
Stainless steel, 302/304, smooth.	<b>SS12RKL</b> 	<b>SS12RKLM</b> 	<b>SS22RKL</b> 	<b>SS22RKLM</b> 

Note: See page D-3 for barrel key switch selection.

### Single Count Screws and Accessories Inches (mm)

Description	Catalog Number
Stainless steel screw, standard slot, .38 in. (9.7) long	<b>HBL7341SS</b>
Security spanner head screws, 6-32 thread, 100 count	<b>HBL7342RKL</b>
Screwdriver with spanner head security bit	<b>HBL7372RKL</b>







# Wallplates and Covers






## Pre-Marked Wallplates


### Pre-Marked "ISOLATED GROUND" Wallplates Inches (mm)

Description	Color	Nylon		Material	Catalog Number
		Standard Size	No Marking		
1-Gang, 1-Duplex, paint filled black 	Orange	<b>NP80IG</b>	<b>NP80R</b>		
1-Gang, 1-Decorator, paint filled black 	Orange	<b>NP260IG</b>			
1-Gang, 1-Single Receptacle 1.40 in. (35.6) hole for 1.36–1.39 in. (34.5–35.3) dia. face, paint filled black 	Orange	<b>NP70IG</b>			
1-Gang, 1-Single Receptacle 1.60 in. (40.6) hole for 20A and 30A Locking with 1.55–1.58 in. (39.4–40.1) dia. face, paint filled black 	Orange	<b>NP7200IG</b>			

### Pre-Marked "COMPUTER ONLY" Wallplates

Description	Color	Nylon		Material	Catalog Number
		Standard Size	Mid-Size		
1-Gang, 1-Duplex, paint filled black 	Orange Ivory		<b>NPJ8CO</b> <b>NPJ8C</b>		
2-Gang, 2-Duplex, paint filled black 	Orange		<b>NPJ82CO</b>		
1-Gang, 1-Decorator, paint filled black 	Blue Ivory		<b>NPJ26CBL</b> <b>NPJ26C</b>		

### Louver Plate, 1-Gang, Box Mount

Description	Color	Nylon		Material	Catalog Number
		Standard Size	Mid-Size		
1-Gang, Vertical mounted louver 				Aluminum Brass Brass Plated Chrome S/S 302/304	① <b>SB771</b> <b>SBP771</b> ① <b>SS771</b>

Note: All standard and mid-size nylon wallplates feature pre-inserted captive screws for faster assembly.

① Available as a custom wallplate, see page P-27. Consult custom wallplates section for additional openings and combinations.



# Wallplates and Covers

## Specialty Plates and Accessories



### Oil and Gas Burner Emergency Plates Inches (mm)

Description	Color/Material	Oil Burner Cover	Gas Burner Cover	Emergency Cover
1-Gang, 1-Toggle, ¼ in. (6.4) silk screened white letters	Red Enameled Steel	<b>S22710EM</b>	<b>S2271GEM</b>	—
Utility/handy box cover, 1-Toggle, ¼ in. (6.4) silk screened white letters	Red Enameled Steel	<b>SY865OEM</b>	<b>SY865GEM</b>	<b>SY865EM</b>
4 in. (101.6) square box cover, 1-Toggle, ¼ in. (6.4) silk screened white letters	Red Enameled Steel	<b>SY800OEM</b>	<b>SY800GEM</b>	—
4 in. (101.6) square box cover, 2-Toggle, ¼ in. (6.4) silk screened white letters	Red Enameled Steel	—	<b>SY803GEM</b>	—

### Wallplate Screws, 6-32 Thread, 100 Count

Description	Color/Material	Decorator ⅝ in. Long	Standard ½ in. Long	Standard ⅝ in. Long	Standard 1.0 in. Long
Wallplate screws, oval head milled slot, 6-32 thread, 100 per box (order 1 to receive a box of 100)	Almond	<b>RA38ALPK100</b>	<b>RA12ALPK100</b>	—	—
	Black	<b>RA38BKPK100</b>	<b>RA12BKPK100</b>	—	—
	Brown	<b>RA38PK100</b>	<b>RA12PK100</b>	—	—
	Gray	<b>RA38GYPK100</b>	<b>RA12GYPK100</b>	—	—
	Ivory	<b>RA38IPK100</b>	<b>RA12IPK100</b>	—	<b>RA88IPK100</b>
	Light Almond	<b>RA38LAPK100</b>	<b>RA12LAPK100</b>	—	—
	White	<b>RA38WPK100</b>	<b>RA12WPK100</b>	—	<b>RA88WPK100</b>
	Stainless Steel	<b>RA38SSPK100</b>	—	<b>RA58SSPK100</b>	<b>RA88SSPK100</b>

### Accessories Inches (mm)

Color	To Fill a Toggle Opening	To Fill a Decorator Opening	0.406 in. (10.30) Dia. Hole, To Fill a Decorator Opening	Material	Mounting Strap, with Screws	Brass Plated Screw, Standard Slot, 0.38 in. (9.7) long
Brown	<b>RA756</b>	—	—	Steel Brass	<b>RA40</b>	<b>HBL7341</b>
Ivory	<b>RA756I</b>	<b>NS620I</b>	<b>NS621I</b>			
Light Almond	—	<b>NS620LA</b>	<b>NS621LA</b>			
White	<b>RA756W</b>	<b>NS620W</b>	<b>NS621W</b>			

### Tamperproof Plate Screws and Screwdriver\* Inches (mm)

Description	Length in. (mm)	Spanner Head Type 6-32 Thread	Spanner Head Screwdriver	Replacement Barrel Key
Spanner head stainless steel type 302/304, 6-32 thread, screws sold in carton quantities of 100	¼ in. (3.2)	<b>SSTP14</b>	<b>SSTPD</b>	<b>6006RKL</b>
	⅜ in. (9.5)	<b>SSTP38</b>		
	½ in. (12.7)	<b>SSTP12</b>		
	⅝ in. (15.9)	<b>SSTP58</b>		
	1 in. (25.4)	<b>SSTP1</b>		
	2 in. (50.8)	<b>SSTP2</b>		

Note: \* Not UL Listed or CSA Certified.



### 1-Gang Weatherproof Covers for Vertical Mounting Inches (mm)

Description	Product Dimensions Height x Width x Depth	Catalog Number
Zinc die cast, gray, duplex cover for box mounting	4.58 in. x 2.82 in. x 0.57 in. (116.3 x 71.6 x 14.5)	<b>RW51470</b>
Zinc die cast, gray, 1.40 in. (35.6) cover for single receptacle or toggle switch for device mounting	4.56 in. x 2.81 in. x 0.88 in. (115.8 x 71.4 x 22.4)	<b>RW51550*</b>
Zinc die cast, gray, GFCI, surge and decorator cover for device mounting	4.58 in. x 2.81 in. x 0.57 in. (116.3 x 71.4 x 14.5)	<b>RW51040</b>



### 1-Gang Weatherproof Covers for Horizontal Mounting Inches (mm)

Description	Product Dimensions Height x Width x Depth	Catalog Number
Zinc die cast, gray, duplex cover for device mounting	2.82 in. x 4.57 in. x 0.79 in. (71.6 x 116.1 x 20.1)	<b>RW51810</b>
Zinc die cast, gray, 1.40 in. (35.6) cover for single receptacle or toggle switch for device mounting	2.81 in. x 4.56 in. x 0.99 in. (71.4 x 115.8 x 25.1)	<b>RW51520*</b>
Zinc die cast, gray, GFCI, surge and decorator cover for device mounting	2.82 in. x 4.56 in. x 0.52 in. (71.6 x 115.8 x 13.2)	<b>RW51020</b>



### 2-Gang Weatherproof Covers for Vertical Mounting Inches (mm)

Description	Product Dimensions Height x Width x Depth	Catalog Number
Zinc die cast, gray, duplex cover for device mounting	4.54 in. x 4.54 in. x 0.75 in. (115.3 x 115.3 x 19.1)	<b>RW51320</b>
Zinc die cast, gray, one duplex/one GFCI, surge and decorator cover for box mounting	4.54 in. x 4.54 in. x 0.77 in. (115.3 x 115.3 x 19.6)	<b>RW51330</b>
Zinc die cast, gray, 1.40 in. (35.6) cover for single receptacle or toggle switch for device mounting	4.54 in. x 4.54 in. x 0.77 in. (115.3 x 115.3 x 19.6)	<b>RW51380</b>
Zinc die cast, gray, two GFCI, surge and decorator cover for box mounting	4.54 in. x 4.56 in. x 0.73 in. (115.3 x 115.8 x 18.5)	<b>RW51450</b>

Note: All weatherproof plates are UL Listed for WET LOCATIONS WITH COVER CLOSED, for intermittent use in wet locations or use in damp locations. All plates are gasketed and self-closing.  
\*cULus Listed.

# Wallplates and Covers

## Weatherproof Covers



### 1-Gang Die Cast Aluminum Covers, Vertical Mount Inches (mm)

Description	Catalog Number
1.62 in. (41.1) dia. opening, 20 and 30 amp, locking receptacle	<b>7420B</b>
2.15 in. (54.6) dia. opening, 30 and 50 amp, 3-wire power receptacle	<b>7427B</b>
2.31 in. (58.7) dia. opening for "MBWP" inlet	<b>7429B</b>
20 amp power interrupting, locking receptacle	<b>23007</b>
30 amp power interrupting, locking receptacle, lift cover	<b>20405</b>
50 amp standard locking receptacle	<b>7770</b>



**7420B**



**7429B**



**23007**



**7770**

### 1-Gang Non-Metallic Cover, Vertical Mount for Flanged Devices

Description	Catalog Number
Yellow fiberglass weatherproof plate with lift lid for 50 amp locking receptacles, fits F.S. and F.D. boxes	<b>7774CR</b>

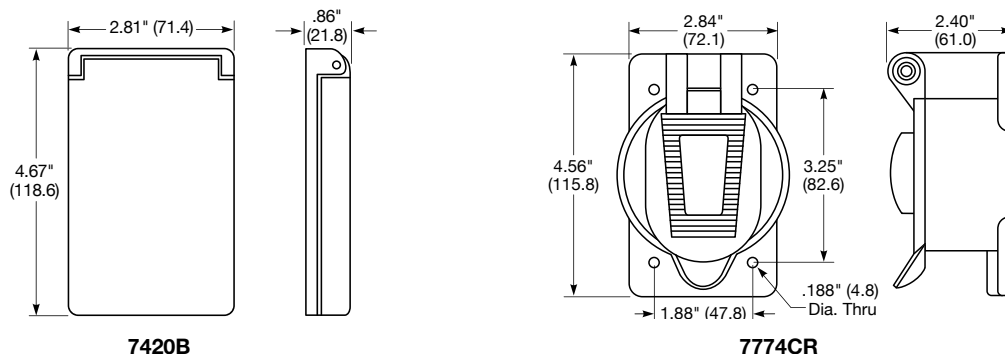


**7774CR**

### Catalog Number for Receptacles in Groups Inches (mm)

Boss Diameter 1.36 in. to 1.39 in. (34.5 to 35.3)		Boss Diameter 1.55 in. to 1.58 in. (39.4 to 40.1)				Boss Diameter 1.68 in. to 1.72 in. (42.7 to 43.7)	Boss Diameter 2.09 in. to 2.13 in. (53.1 to 54.1)	Boss Diameter 2.28 in. to 2.44 in. (57.9 to 62.0)
5261	8310	70520FR	71220FR	71820FR	3330	9530FR	3771	CS6369L
5251	7250	70620FR	71030FR	71920FR	3430	9630FR	7379	CS6370L
5661	5284	70720FR	71130FR	72020FR	3520	9303	3769	CS8169L
5361	5258	70820FR	71230FR	71830FR	7410	9306	6369CR	CS8269L
5351	5684	70920FR	71330FR	71930FR	40045FR	9550FR	6370CR	CS8369L
5461	5384	70530FR	71420FR	72030FR	FSL1FR	9650FR		CS8469L
4710	5484	70630FR	71520FR	72120FR	FSL2FR			CS6369A
4760	5261IG	70730FR	71620FR	72220FR	FSL3FR			CS6370A
7582	5361IG	70830FR	71430FR	72320FR	FSL4FR			CS8169A
7310	7535	70930FR	71530FR	72130FR				CS8269A
8210	70615FR	71020FR	71630FR	72230FR				CS8369A
		71120FR	71730FR	72330FR				CS8469A

### Product Dimensions Inches (mm)





### 1-Gang Non-Metallic Covers, Vertical Mount for Flanged Devices

Description	Catalog Number
Weatherproof lift cover for use with 15 amp locking flanged equipment devices (inlets and receptacles)	<b>WPC1</b>
Weatherproof lift cover for use with 20 and 30 amp locking flanged equipment devices (inlets and receptacles)	<b>WPC2</b>
Weatherproof lift cover for use with 50 amp locking non-metallic flanged inlets	<b>7780*</b>

Note: \*cULus Listed only, not CSA Certified.

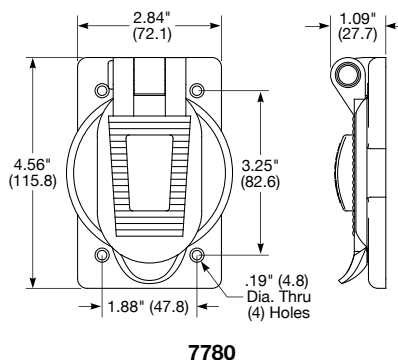
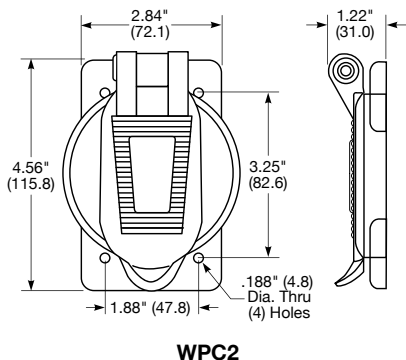
### Use with Flanged Inlets and Flanged Receptacles Listed Below

Catalog Number	Use with flanged inlets and flanged receptacles listed below							
<b>WPC1</b>	<b>4716MB</b>	<b>4715ER</b>	<b>70615MB</b>	<b>70615ER</b>	<b>4786MB</b>	<b>4785ER</b>	<b>7556MB</b>	<b>7557ER</b>
	<b>8808</b>	<b>8809</b>						
<b>WPC2</b>	<b>70520MB</b>	<b>70520ER</b>	<b>70620MB</b>	<b>70620ER</b>	<b>70720MB</b>	<b>70720ER</b>	<b>70820MB</b>	<b>70820ER</b>
	<b>70920MB</b>	<b>70920ER</b>	<b>70530MB</b>	<b>70530ER</b>	<b>70630MB</b>	<b>70630ER</b>	<b>70730MB</b>	<b>70730ER</b>
	<b>70830MB</b>	<b>70830ER</b>	<b>70930MB</b>	<b>70930ER</b>	<b>7327</b>	<b>7328</b>	<b>71020MB</b>	<b>71020ER</b>
	<b>71120MB</b>	<b>71120ER</b>	<b>71220MB</b>	<b>71220ER</b>	<b>71030MB</b>	<b>71030ER</b>	<b>71230MB</b>	<b>71230ER</b>
	<b>71330MB</b>	<b>71330ER</b>	<b>71420MB</b>	<b>71420ER</b>	<b>71520MB</b>	<b>71520ER</b>	<b>71620MB</b>	<b>71620ER</b>
	<b>71430MB</b>	<b>71430ER</b>	<b>71530MB</b>	<b>71530ER</b>	<b>71630MB</b>	<b>71630ER</b>	<b>71730MB</b>	<b>71730ER</b>
	<b>7408MB</b>	<b>7409ER</b>	<b>71820MB</b>	<b>71820ER</b>	<b>71920MB</b>	<b>71920ER</b>	<b>72020MB</b>	<b>72020ER</b>
	<b>71830MB</b>	<b>71830ER</b>	<b>71930MB</b>	<b>79130ER</b>	<b>72030MB</b>	<b>72030ER</b>	<b>72120MB</b>	<b>72120ER</b>
	<b>72220MB</b>	<b>72220ER</b>	<b>72320MB</b>	<b>72320ER</b>	<b>40045MB</b>	<b>40045ER</b>	<b>72130MB</b>	<b>72130ER</b>
	<b>72230MB</b>	<b>72230ER</b>	<b>72330MB</b>	<b>72330ER</b>				
<b>7780</b>	<b>CS6375L</b>							
	<b>CS8375L</b>							



Note: Device not included.

### Product Dimensions Inches (mm)



# Wallplates and Covers

## Non-Metallic While-In-Use Weatherproof Covers



- High-impact polycarbonate construction provides maximum durability
- Patented keyhole mounting system allows installation in under a minute
- Includes attached gasket and mounting hardware
- Pre-configured for GFCI with patented knockout technology for alternate devices
- Lockable tab
- NEMA 3R rated
- EXTRA DUTY® 5800 Series covers meet or exceed the extra duty rating per UL 514D, and are NEMA 3R rated
- 2014 NEC® Compliant (Article 406.9A & B)
- cULus Listed

### 1-Gang Weatherproof Covers for Vertical or Horizontal Mounting

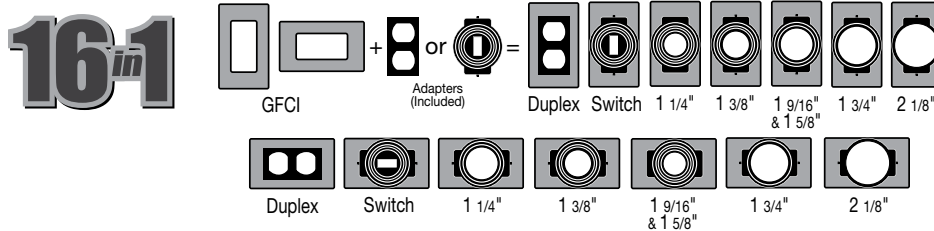
Description	Standard	EXTRA DUTY®
Non-metallic, black (standard) or gray (extra duty) with clear tinted cover, while-in-use, 16-in-1 configurations below	<b>RW57300</b>	<b>RW58300</b>
Jumbo, non-metallic, black (standard) or gray (extra duty) with clear tinted cover, while-in-use, 16-in-1 configurations below	<b>RW57350</b>	<b>RW58350</b>



RW57300



RW58300



RW57350



RW58350

### 2-Gang Weatherproof Covers for Vertical or Horizontal Mounting

Description	Standard	EXTRA DUTY®
Non-metallic, black (standard) or gray (extra duty) with clear tinted cover, while-in-use, 55-in-1 configurations below	<b>RW57750</b>	<b>RW58750</b>


Note: Required by the NEC® for while-in-use outdoor power distribution. Thermoplastic covers provide protection for use in wet locations with the cover closed, NEMA® 3R rated. Meets 2014 NEC 406.9 – receptacles in damp or wet locations. Holes for padlocks are .40 inch.



RW57750



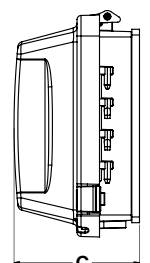
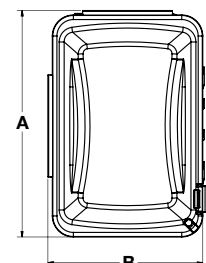
RW58750



Multiple combinations of duplex, GFCI, switch, and rounds: 1 1/4", 1 3/8", 1 9/16", 1 5/8", 1 11/16", 2 1/8", 2 1/4", 2 7/16"

### Product Dimensions Inches (mm)

	1-Gang		Jumbo, 1-Gang		2-Gang	
	Standard	EXTRA DUTY®	Standard	EXTRA DUTY®	Standard	EXTRA DUTY®
A	5.54" (140.7)	5.90" (149.9)	5.54" (140.7)	5.92" (150.4)	5.54" (140.7)	5.54" (140.7)
B	3.79" (96.3)	4.18" (106.2)	3.79" (96.3)	4.20" (106.7)	5.43" (137.9)	5.43" (137.9)
C	3.07" (78.0)	3.00" (76.2)	5.08" (129.0)	5.10" (129.5)	3.07" (78.0)	3.07" (78.0)



NEC® is a registered trademark of the The National Electrical Code.  
NEMA® is a registered trademark of The National Electrical Manufacturers Association.

# Wallplates and Covers



## EXTRA DUTY® Metallic While-In-Use Covers

EXTRA DUTY® Metallic While-in-Use Covers are designed for use whenever protection is required while an outlet is in use. Covers meet or exceed the extra duty rating per UL 514D, and are NEMA® 3R rated.

- Superior commercial quality die-cast aluminum construction
- Meets or exceeds extra duty rating in UL 514D
- Unique lid design allows larger plugs and provides more room for bend radius of electrical cords

- Provision on each side for holding cords – reduces pull-outs
- Padlockable – accepts standard size padlocks
- Includes gasket and hardware
- Powder coated for corrosion protection
- Device or box mounting
- NEMA® 3R rated
- Can be installed to comply with 2014 NEC® 406.9A & B



### 1-Gang EXTRA DUTY® Metallic Covers for Vertical Mounting Inches (mm)

Description	Product Dimensions Height x Width x Depth	Catalog Number
Metallic, gray, duplex, while-in-use cover for vertical mounting	6.5 in. x 3.3 in. x 3.2 in. (165.1 x 83.8 x 81.3)	<b>WPB8E</b>
Metallic, gray, round hole 1.55" or 2.10", while-in-use cover for vertical mounting	6.5 in. x 3.3 in. x 4.5 in. (165.1 x 83.8 x 114.3)	<b>WPB700E</b>
Metallic, gray, GFCI, while-in-use cover for vertical mounting	6.5 in. x 3.3 in. x 3.2 in. (165.1 x 83.8 x 81.3)	<b>WPB26E</b>



### 1-Gang EXTRA DUTY® Metallic Covers for Horizontal Mounting Inches (mm)

Description	Product Dimensions Height x Width x Depth	Catalog Number
Metallic, gray, duplex, while-in-use cover for horizontal mounting	4.8 in. x 5.1 in. x 3.2 in. (121.9 x 129.5 x 81.3)	<b>WPB8EH</b>
Metallic, gray, GFCI, while-in-use cover for horizontal mounting	4.8 in. x 5.1 in. x 3.2 in. (121.9 x 129.5 x 81.3)	<b>WPB26EH</b>



### 2-Gang EXTRA DUTY® Metallic Covers for Vertical Mounting Inches (mm)

Description	Product Dimensions Height x Width x Depth	Catalog Number
Metallic, gray, double duplex, while-in-use cover for vertical mounting	6.5 in. x 5.1 in. x 3.2 in. (165.1 x 129.5 x 81.3)	<b>WPB82E</b>
Metallic, gray, GFCI and duplex, while-in-use cover for vertical mounting	6.5 in. x 5.1 in. x 3.2 in. (165.1 x 129.5 x 81.3)	<b>WPB268E</b>
Metallic, gray, double GFCI, while-in-use cover for vertical mounting	6.5 in. x 5.1 in. x 3.2 in. (165.1 x 129.5 x 81.3)	<b>WPB262E</b>

NEC® is a registered trademark of the The National Electrical Code.  
NEMA® is a registered trademark of The National Electrical Manufacturers Association.

# Wallplates and Covers

## Pool Pump Receptacle Kit and Generator Power Connection Kit



- 2-Gang, die cast aluminum, weatherproof box, compact design
- 2-Gang, polycarbonate, while-in-use cover, high resistance to impact and corrosion
- 20A 125V or 250V heavy duty locking receptacle
- 20A 120-277V AC switch, single pole or double pole
- Locking receptacle prevents accidental disconnection of mating pump plug
- NEMA 3R while-in-use cover, tinted lid aesthetically pleasing for any location

### Pool Pump Receptacle Kit

Description	Catalog Number
20A 125V pool pump receptacle kit, includes a NEMA L5-20 locking receptacle and single pole 20A 120-277V AC switch	<b>PKL520*</b>

Note: \*Includes mounting hardware, gasket, wire connector, (3) closure plugs for the 3/4 inch threaded outlets and assembly instructions.



Locking receptacle helps prevent unintentional disconnection of mating pump plug



While-in-use cover protects switch and receptacle from weather and dirt while in use, and can be locked for added security (lock not included)



- Extra deep weatherproof box gives installers the room needed to wire the box efficiently
- State-of-the-art powder-coated finish provides years of protection against the elements
- Includes hardware, gasket and ground screw are provided
- Male inlet is securely mounted to the cover for additional durability
- Industrial grade device
- 1-Gang, cast aluminum

### Generator Power Connection Kit

Description	Catalog Number
NEMA L14-30, 30A 125/250V, 3-pole 4-wire generator kit	<b>RB58405*</b>

Note: \*Includes mounting hardware, gasket, ground screw, (2) closure plugs for the 3/4 inch threaded outlets and assembly instructions.



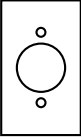

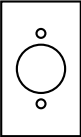
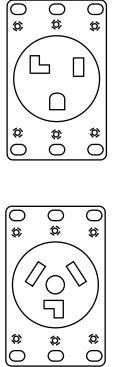
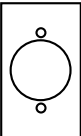
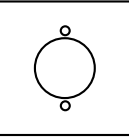
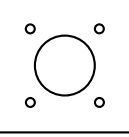
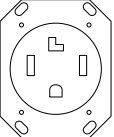
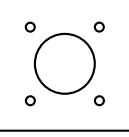


# Wallplates and Covers

## Selection Chart



Wallplate Selection Chart for Single Receptacles Inches (mm)

Typical Receptacle		Matching Wallplate	Stainless Steel 302/304	Stainless Steel 430	Solid Brass	Hi-Impact Nylon	
						Ivory	Brown
 <p>15 or 20 amp straight blade devices</p>	 <p>15 amp locking devices</p>	 <p>1-Gang, single receptacle 1.40 in. (35.6) I.D. opening</p>	<b>SS7</b>	<b>SS7L</b>	<b>SB7</b>	<b>NP7I</b>	<b>NP7*</b>
 <p>20 or 30 amp locking devices 3-wire, 4-wire or 5-wire</p>	 <p>1-Gang, single receptacle 1.60 in. (40.6) I.D. opening</p>	<b>SS720</b>	—	<b>SB720</b>	<b>NP720I</b>	<b>NP720*</b>	
 <p>30 or 50 amp 3-wire power outlets</p>	 <p>1-Gang, power outlet 2.15 in. (54.6) I.D. opening</p>	<b>SS723</b>	<b>SS723L</b>	—	<b>NP724I</b>	<b>NP724*</b>	
	 <p>2-Gang, power outlet 2.15 in. (54.6) I.D. opening</p>	<b>SS702</b>	—	—	—	—	
	 <p>2-Gang, 2.15 in. (54.6) I.D. opening 1.81 in. W (46.0) x 2.38 in. H (60.3) mounting</p>	<b>SS703</b>	<b>SS703L</b>	—	<b>NP703I</b>	<b>NP703*</b>	
 <p>30, 50 or 60 amp 3-wire power outlets</p>	 <p>2-Gang, 2.48 in. (63.0) I.D. opening 1.81 in. W (46.0) x 2.38 in. H (60.3) mounting</p>	<b>SS701</b>	—	—	—	—	

Note: \*Catalog number indicated is Brown, for full offering of color options and materials see pages P-7 and P-8.





### Nylon, Stainless Steel and Brass Plate

#### Listings

Conforms to applicable NEMA® and ANSI® Standards  
 Meets UL Standard 514D and CSA C22.2 #42.1  
 UL Listed (Brass, stainless steel and nylon)  
 CSA Certified

### Aluminum Plate Inches (mm)

#### Specifications

Thickness	0.05 in. (1.3)
Mounting screws	Aluminum slotted head
Appearance	Brushed finish, clear anodized

### Brass (70% Copper, 30% Zinc) Plate Inches (mm)

#### Specifications

Thickness	0.04 in. (1.0)
Mounting screws	Brass (70% copper, 30% zinc), slotted screw head
Operating temperature	-40°C to 85°C
Appearance	Brushed finish

### Brass-Plated Steel Plate Inches (mm)

#### Specifications

Thickness	0.03 in. (0.8) nominal
Mounting screws	Brass slotted head
Appearance	Polished finish, coated to inhibit oxidation

### Chrome-Plated Steel Plate Inches (mm)

#### Specifications

Thickness	0.03 in. (0.8) Nominal
Mounting screws	Zinc-plated steel slotted head
Appearance	Polished finish, coated to inhibit oxidation

### Nylon Plate Inches (mm)

#### Specifications

Thickness	0.06 in. (1.5)
Mounting screws	Steel (painted slotted screw head)
Feature	Captive mounting screw hole, positive bow for flush mounting
Operating temperature	-40°C to 85°C
Appearance	Smooth

### 302/304 Stainless Steel (18% Chromium, 8% Nickel) Plate Inches (mm)

#### Specifications

Thickness	.035 in. (0.9) nominal
Mounting screws	302/304 stainless steel (18% chromium, 8% nickel), slotted screw head
Appearance	Brushed finish

### 430 Stainless Steel (17% Chromium, Less than 0.50% Nickel) Plate Inches (mm)

#### Specifications

Thickness	.035 in. (0.9) nominal
Mounting screws	302/304 stainless steel (18% chromium, 8% nickel), slotted screw head
Appearance	Brushed finish

NEMA® is a registered trademark of the National Electrical Manufacturers Association.  
 ANSI® is a registered trademark of the American National Standards Institute.

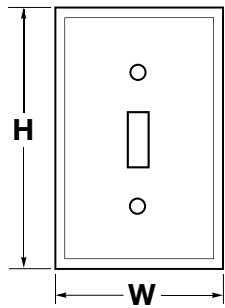
# Wallplates and Covers



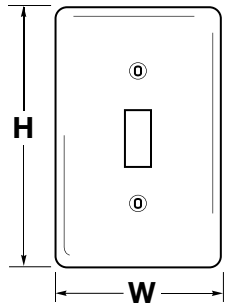
## Wallplate Dimensions

### Product Dimensions Inches (mm)

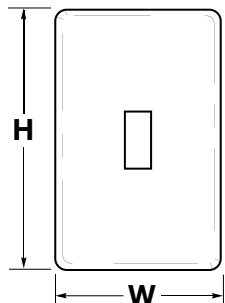
Type	Standard Metal		Painted Metal	Jumbo Metal		
	Height	Width	Width	Type	Height	Width
1-Gang	4.50" (114.3)	2.87" (72.9)	2.75" (69.8)	1-Gang	5.25" (133.4)	3.50" (88.9)
2-Gang	4.50" (114.3)	4.60" (116.8)	4.56" (115.8)	2-Gang	5.25" (133.4)	5.31" (134.9)
3-Gang	4.50" (114.3)	6.41" (162.8)	6.38" (162.1)			
4-Gang	4.50" (114.3)	8.22" (208.8)	8.18" (207.8)			
5-Gang	4.50" (114.3)	10.03" (254.8)	10.00" (254.0)			
6-Gang	4.50" (114.3)	11.81" (300.0)	11.81" (300.0)			
7-Gang	4.50" (114.3)	13.68" (347.5)				
8-Gang	4.50" (114.3)	15.44" (392.1)				



Type	Standard Nylon		Mid-Size Nylon		
	Height	Width	Type	Height	Width
1-Gang	4.63" (117.6)	2.88" (73.2)	1-Gang	4.88" (124.0)	3.13" (79.5)
2-Gang	4.63" (117.6)	4.69" (119.1)	2-Gang	4.88" (124.0)	4.94" (125.4)
3-Gang	4.63" (117.6)	6.50" (165.1)	3-Gang	4.88" (124.0)	6.75" (171.5)
4-Gang	4.63" (117.6)	8.31" (211.1)	4-Gang	4.88" (124.0)	8.56" (217.4)
5-Gang	4.63" (117.6)	10.12" (256.1)			
6-Gang	4.63" (117.6)	11.93" (303.0)			

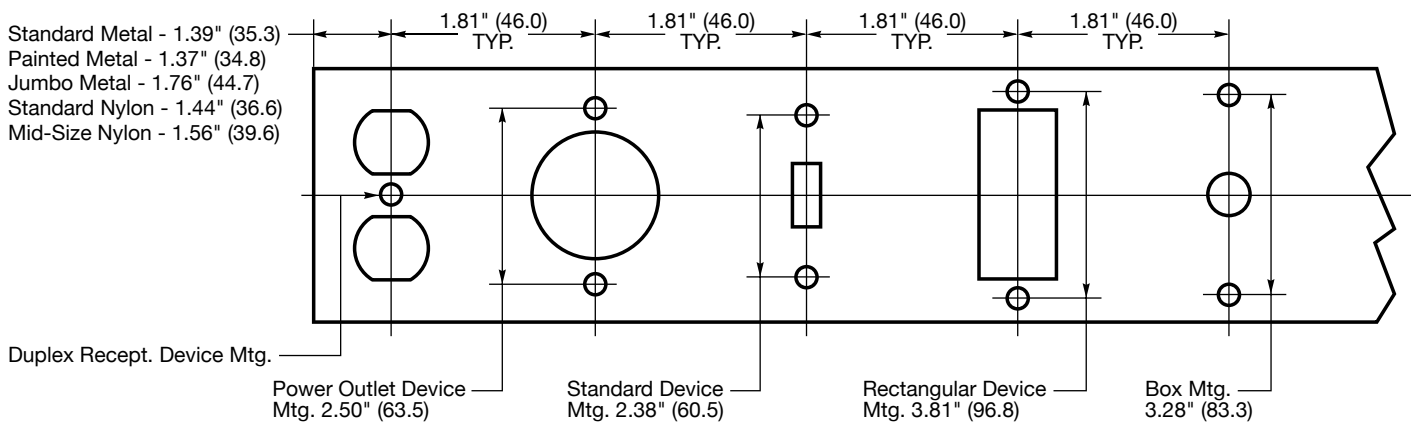


Type	Snap-On Nylon	
	Height	Width
1-Gang	4.68" (118.9)	2.94" (74.7)
2-Gang	4.68" (118.9)	4.75" (120.7)
3-Gang	4.68" (118.9)	6.56" (166.6)
4-Gang	4.68" (118.9)	8.37" (212.6)
5-Gang	4.68" (118.9)	10.18" (258.6)
6-Gang	4.68" (118.9)	11.99" (304.5)



### Wallplate Openings and Mounting Dimensions Inches (mm)

#6-32 Oval Head Screws Typical



Note: Specifications are subject to change without notice.

# Wallplates and Covers

## Custom Metal Wallplates



### How To Select A Custom Metal Wallplate

#### Step 1:

Determine wallplate material and enter in box marked "Catalog Number"

Smooth Metal Material	Code
Aluminum	<b>AL</b>
Brass plated steel	<b>BP</b>
Solid brass	<b>BR</b>
Chrome plated steel	<b>CH</b>
Stainless steel 302/304	<b>SS</b>

Determine number of gangs required and enter in box marked "Catalog Number" next to material.

Number of Gangs	Code
1-Gang	<b>1</b>
2-Gang	<b>2</b>
3-Gang	<b>3</b>
4-Gang	<b>4</b>
5-Gang	<b>5</b>
6-Gang	<b>6</b>
7-Gang	<b>7</b>
8-Gang	<b>8</b>

Enter Catalog Number.

◆ **BWC\***    **SS**    **4**

#### Step 2:

Enter quantity.

#### Step 3: Select the custom metal wallplate configuration.

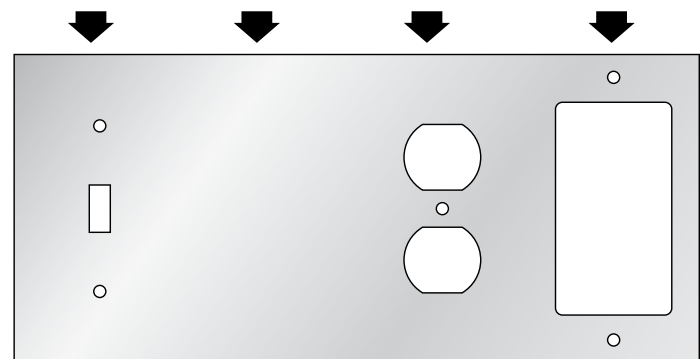
Refer to the custom wallplate configuration chart to select a configuration for each gang in the wallplate. Each configuration has a specific 3-digit code located in the chart on page P-28. Enter this 3-digit configuration code in the corresponding box on the order form grid to match the position required on the finished custom wallplate.

Item No.	Catalog Number	Quantity	Code	Position 1	Position 2	Position 3	Position 4
<b>1</b>	<b>BWCSS4</b>		<b>B*</b>	<b>001</b>	<b>149</b>	<b>008</b>	<b>026</b>
<b>2</b>							

Note: \*BWC are preprinted on the distributor order form.

◆ Number to use for pricing.

The 3-digit numbers listed in the Sample Order Form above (001, 149, etc.) represent the configuration for the custom metal wallplate selected on the right. See Configuration Chart and Bryant Configuration Selector Guide on page P-28 for additional configuration choices.

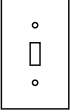
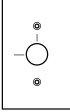

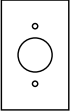
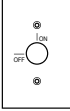

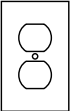
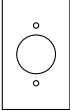
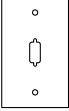
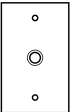
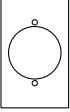
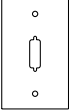
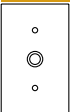
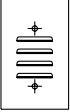
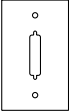




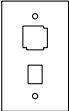
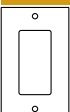
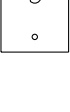



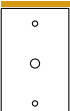


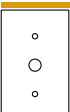


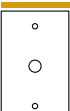


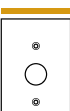










# Wallplates and Covers

## Custom Metal Wallplates



### Configuration Chart Inches (mm)

	<b>001</b> Toggle switch		<b>079</b> Barrel key switch with hash marks		<b>456</b> 2- Telephone 0.38 in. (9.7) dia. hole, box mount
	<b>007</b> Single receptacle, 1.40 in. (35.6) I.D. opening		<b>080</b> Barrel key switch with ON/OFF and hash marks		<b>458</b> 2- Telephone 0.50 in. (12.7) dia. hole, box mount
	<b>008</b> Duplex receptacle		<b>091</b> Single receptacle, 1.60 in. (40.6) I.D. opening		<b>411</b> 2- Telephone 0.64 in. (16.3) dia. hole, box mount
	<b>011</b> 1- Telephone 0.64 in. (16.3) I.D. hole, box mount, 0.50 in. (12.7) I.D., nylon bushing		<b>098</b> Single receptacle, 2.16 in. (54.7) I.D. opening		<b>435</b> 9-Pin, vertical box mount
	<b>012</b> 1- Telephone 0.64 in. (16.3) I.D. hole, strap mount, 0.50 in. (12.7) I.D., nylon bushing		<b>135</b> Louver, vertical mount		<b>438</b> 15-Pin, vertical box mount
	<b>013</b> Blank, box mount		<b>149</b> Blank, no mounting holes		<b>295</b> 25-Pin, vertical box mount
	<b>014</b> Blank, strap mount	<b>Coax/Twinax and Modular Jack Openings</b>			<b>314</b> 1- IBM® type opening, box mount
	<b>026</b> Decorator opening		<b>422</b> 1- "D" hole, 0.51 in. (12.9) dia., 0.44 in. (11.2) flat, box mount		<b>415</b> 1- IBM® type opening, 1- 0.59 in. x 0.76 in. (15.0 x 19.3) opening
	<b>055</b> 1-Telephone, 0.38 in. (9.7) I.D. hole, strap mount		<b>425</b> 1- "D" hole, 0.51 in. (12.9) dia., 0.47 in. (12.0) flat, box mount	<b>Voice/Data Opening</b>	
	<b>056</b> 1- Telephone, 0.38 in. (9.7) I.D. hole, box mount		<b>428</b> 1- "D" hole, 0.58 in. (14.7) dia., 0.55 in. (14.0) flat, box mount		<b>470</b> 1- 0.54 in. x 0.75 in. (13.8 x 19.1) opening, vertical box mount
	<b>057</b> 1- Telephone, 0.50 in. (12.7) I.D. hole, strap mount		<b>430</b> 1- "D" hole, 0.76 in. (19.3) dia., 0.73 in. (18.5) flat, box mount		<b>473</b> 1- 0.59 in. x 0.76 in. (15.0 x 19.3) opening, vertical box mount
	<b>058</b> 1- Telephone, 0.50 in. (12.7) I.D. hole, box mount		<b>431</b> 2- "D" hole, 0.51 in. (12.9) dia., 0.47 in. (12.0) flat, box mount		<b>476</b> 1- 0.59 in. x 0.82 in. (15.0 x 20.8) opening, vertical box mount
	<b>078</b> Barrel key switch		<b>432</b> 2- "D" hole, 0.51 in. (12.9) dia., 0.55 in. (14.0) flat, box mount		<b>479</b> 2- 0.58 in. x 0.78 in. (14.6 x 19.8) opening, vertical box mount
			<b>433</b> 2- "D" hole, 0.58 in. (14.7) dia., 0.55 in. (14.0) flat, box mount		<b>471</b> 2- 0.54 in. x 0.75 in. (13.8 x 19.1) opening, vertical box mount
			<b>434</b> 2- "D" hole, 0.76 in. (19.3) dia., 0.73 in. (18.5) flat, box mount		<b>473</b> 2- 0.59 in. x 0.76 in. (15.0 x 19.3) opening, vertical box mount
					<b>476</b> 2- 0.59 in. x 0.82 in. (15.0 x 20.8) opening, vertical box mount
					<b>479</b> 2- 0.58 in. x 0.78 in. (14.6 x 19.8) opening, vertical box mount

Note: For detailed dimensions of the above configurations, contact Technical Service at [btechserv@hubbell.com](mailto:btechserv@hubbell.com). Available in brushed metal, standard size only up to and including 8-gang type. IBM® is a registered trademark of International Business Machines Corporation.