

Type 4, 4X Polycarbonate Pushbutton Enclosure *1554 PB Series*

[Home](#) / [Electrical](#) / [Operator Interface](#) / [Pushbutton Enclosures](#)
[English](#) | [Français](#)


[+] Zoom



Standards

- IP66
- NEMA 4, 4X, 6, 6P, 12 & 13
- UL94 5V

Construction

- Electronic instrument enclosures, designed for mounting printed circuit boards or DIN rail mounted components.
- The polycarbonate material carries a UL flammability rating of UL94 5V and is suitable for outdoor use.
- Lid and mounting holes are located outside of the gasket seal.
- Lid is secured with self capturing M4 stainless steel machine screws (included), threaded into integral stainless steel bushings (for repetitive assembly & disassembly).
- Heavy duty 16 gauge galvanized steel panels available (see chart)
- All stainless steel hardware to avoid corrosion caused by dissimilar metals.
- Gasket is a preformed, high temperature U.L. listed silicone rubber. Gasket is replaceable.
- Gasketed lid with two piece "tongue & groove" construction provides protection against access of oil, dust and water.
- Internal DIN rail mounting tabs.
- Threaded (M3) integral brass inserts & standoffs designed for M3.5 or #6 self tapping screws for P.C. board or inner panel mounting in all but the smallest size.
- Vertical P.C. card guides (for 1.5 mm thick P.C. boards) are molded in all but the smallest size

Finish

- Color is light gray (RAL 7035)

Accessories

- **Optional Inner Panel**
 - Heavy duty panels for mounting components
 - Galvanized 16 ga. steel.
 - Includes mounting hardware.
- **Optional Mounting Feet**
 - Part No. [1554FT](#)

Gallery

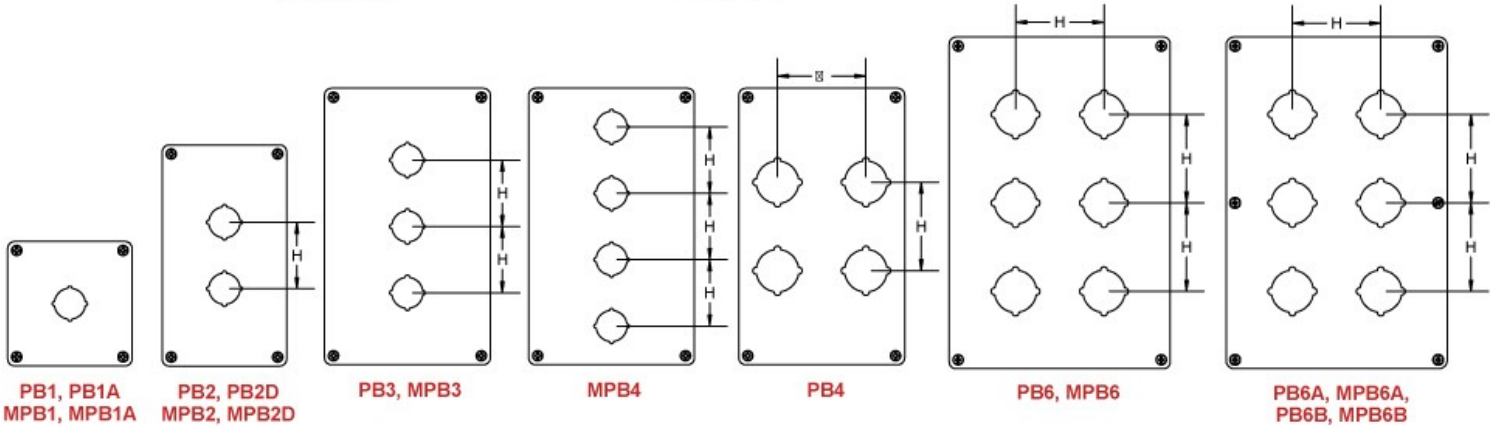
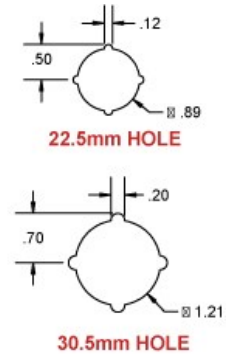
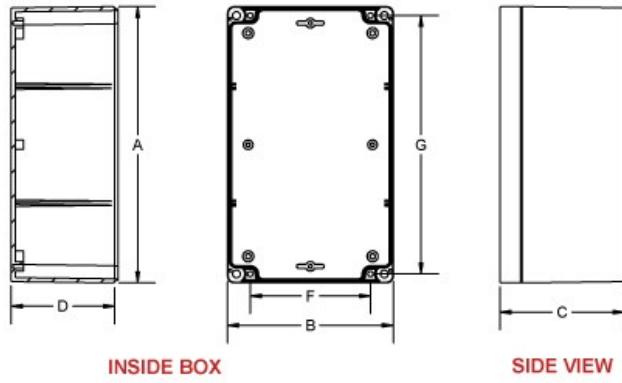


PRODUCT RESOURCES

[Specification Sheet](#)
[Print Page](#)
[Contact Us](#)
[Part Details](#)

SHARE THIS PRODUCT





Part Details

Click part number for details (e.g., CAD files, assembly instructions, ship weight)

Units shown: **inch**. Switch units to: [mm](#)

Part No.		# of Holes	Overall Depth							22 mm H	30.5 mm H	Optional Inner Panel Part No.	Panel Dimensions	
22 mm	30.5 mm		A	B	C	D	F	G	Length				Width	
1554MPB1	1554PB1	1	3.54	3.54	2.36	1.77	3.03	2.24	Center	Center	1554EPL	3.10	3.10	
1554MPB1A	1554PB1A	1	3.54	3.54	3.54	2.95	3.03	2.24	Center	Center	1554EPL	3.10	3.10	
1554MPB2	1554PB2	2	6.30	3.54	2.38	1.77	2.24	5.79	1.89	2.52	1554JPL	5.80	3.00	
1554MPB2D	1554PB2D	2	6.30	3.54	3.56	2.95	2.24	5.79	1.89	2.52	1554JPL	5.80	3.00	
1554MPB3	1554PB3	3	7.87	4.72	3.56	2.95	3.43	7.37	1.89	2.52	1554UPL	7.60	4.20	
1554MPB4	1554PB4	4	7.87	4.72	3.56	2.95	3.43	7.37	1.89	2.52	1554UPL	7.60	4.20	
1554MPB6	1554PB6	6	9.45	6.30	3.54	2.76	5.00	8.93	1.89	2.52	1554VPL	9.10	5.70	
1554MPB6A	1554PB6A	6	9.45	6.30	3.54	2.76	5.00	8.93	1.89	2.52	1554VAPL	8.93	5.73	
1554MPB6B	1554PB6B	6	9.45	6.30	4.72	3.94	5.00	8.93	1.89	2.52	1554VAPL	8.93	5.73	

[Need Assistance? Contact Us.](#)

Data subject to change without notice.