

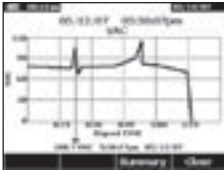







New Fluke 287 and 289 DMMs

Sales conversion guide

Old	New
 <p>Fluke 189</p> <p>Old Fluke item number: 1567751</p>	 <p>Fluke 289 True-rms Industrial Logging Multimeter with TrendCapture</p> <p>Designed to fit industrial maintenance professionals' needs</p> <ul style="list-style-type: none"> • TrendCapture graphing capability to review logged data • Larger ¼ VGA dot matrix display • More memory-extended on-board logging capability including multiple sessions • More information. Multiple readings per display • Lo Pass filter for motor drive measurements • LoZ function—Helps eliminate false readings due to ghost voltage • New 50 range with 1 m resolution for accurate motor winding measurements • New "i" button—On-board function help • PC Interface for closed-case calibration and easy data transfer (FVF cable and software optional)  <p>Heavily loaded ac branch circuit</p> <p>New Fluke item number: 2675778</p>
 <p>Fluke 187</p> <p>Old Fluke item number: 1567749</p>	 <p>Fluke 287 True-rms Electronics Multimeter with TrendCapture</p> <p>Designed to fit electronics professionals' needs</p> <ul style="list-style-type: none"> • TrendCapture graphing capability to review logged data • Larger ¼ VGA dot matrix display • 100 kHz ac Bandwidth • 0.025 % basic dc accuracy • More memory-extended on-board logging capability including multiple sessions • More information. Multiple readings per display • New "i" button—On-board function help • PC Interface for closed-case calibration and easy data transfer (FVF cable and software optional)  <p>Switching signal from a dc voltage relay output</p> <p>New Fluke item number: 2740201</p>
 <p>Fluke 189/FVF2</p> <p>Old Fluke item number: 2417633</p>	 <p>Fluke 289/FVF</p> <p>Includes premium silicon test leads, alligator clips, 80BK Integrated DMM Temperature Probe, TPAK Magnetic Meter Hanger for hands-free operation, FlukeView® Forms Software and cable, and a soft case for meter protection and accessory storage</p> <p>New Fluke item number: 3036206</p>

Fluke Corporation's most full-featured advanced multimeter

Sales conversion guide

Models	187	189	289	287
Basic specifications				
True-rms readings	AC+DC	AC+DC	AC+DC	AC+DC
Basic DC accuracy	0.025 %	0.025 %	0.025 %	0.025 %
Voltage AC/DC	1000 V	1000 V	1000 V	1000 V
Current AC/DC	10 A	10 A	10 A	10 A
Resistance	500 M	500 M	500 M	500 M
Frequency	1 MHz	1 MHz	1 MHz	1 MHz
Capacitance	50 mF	50 mF	100 mF	100 mF
Temperature	+1350 °C	+1350 °C	+1350 °C	+1350 °C
Fast Min/Max	250 µs	250 µs	250 µs	250 µs
Warranty and electrical safety				
Limited Lifetime Warranty	•	•	•	•
Input alert	•	•	•	•
CAT III measurements	1000 V	1000 V	1000 V	1000 V
CAT IV measurements	600 V	600 V	600 V	600 V
Function	180 Series	280 Series	Benefit	
Display	LCD	Dot Matrix	The segment method is used for simple displays, while the dot-matrix drive method is used for high-resolution displays, such as those in portable computers and TFT monitors. The Dot Matrix allows greater readability and the use of real fonts, and adds the graphing capability to the meter display.	
TrendCapture	No	Yes	New TrendCapture graphing help you detect and view intermittent events analyze failures faster.	
Extended on board data logging	No	Yes	Extended on board data logging allows measurements to be made in hostile environments, or over several days that would be otherwise impossible or impractical for a human operator.	
Multiple record sessions without download	No	Yes	Now record multiple logging sessions without needing to download to a pc for each session. Capture over 200 hours of uninterrupted data logging with the meter's new sleep mode.	
Advanced MIN/MAX/AVG	No	Yes	All the data on one screen, no more scrolling through screens, see both the current measuring its MIN its MAX and the AVG as well as its start and elapsed time all on one screen.	
Selectable filter for motors drives	No	289	Accurate voltage and frequency measurements on adjustable speed motor drives and other electrically noisy equipment.	
Lo Z	No	289	This Fluke 289 function presents a low impedance input to the circuit under test, thereby reducing the possibility of false ac voltage readings due to ghost voltages. This allows for added confidence when determining absence or presence of potentially dangerous voltages.	
Lo Ohms	No	289	Allows testing of resistance up to 50 ohms with one milliohm (0.001) resolution. It can be useful for testing motor windings and other devices with very low values of resistance.	
Interface	RS 232	USB	RS232 is slow and only one device can be connected to an RS232 cable. USB features "hot-plug" and "hot-unplug" capabilities and automatic driver loading; and supports a wide variety of devices. Now see all the data on one screen. The live reading and the min, max and average values and the start and elapsed time.	