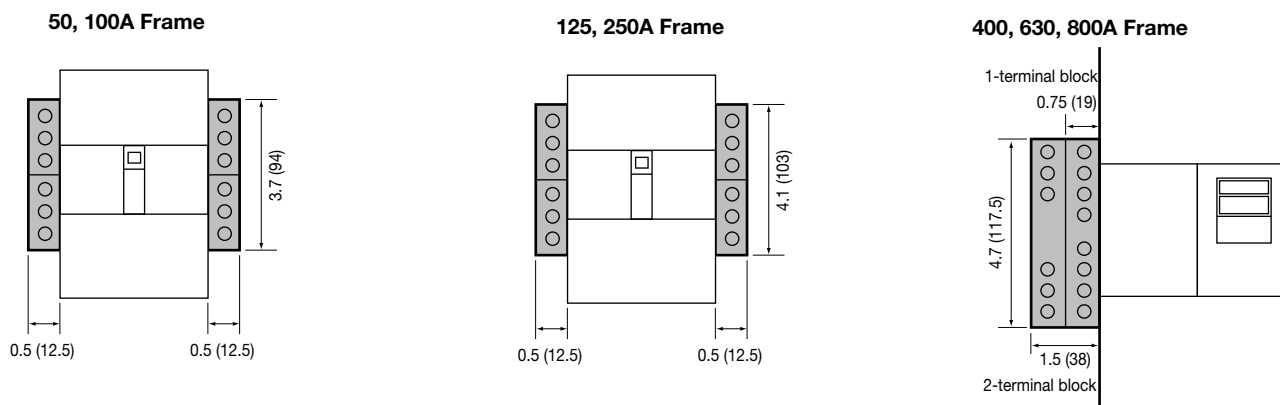
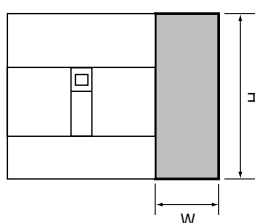


Dimensions of Terminal Blocks for Internal Accessories: inch (mm)

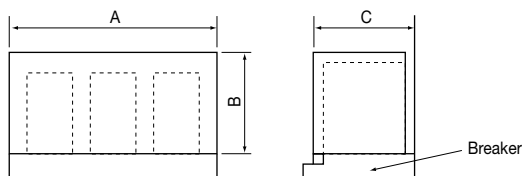


Dimensions of Undervoltage/Shunt trip device 50 and 100AF Only



Breakers	W x H
BW50RAGU-2P, BW100EAGU-2P	1.0 (25) x 3.94 (100)
BW50RAGU-3P, BW100EAGU-3P EW50RAGU, EW100EAGU	1.0 (25) x 3.94 (100)

Dimensions of Terminal Covers: inch (mm)



Type			Dimensions: Inch(mm)			Applicable Breakers
Black	Transparent	Gray-white	A	B	C	
-	BW9BTAA-S2 (Short)	BW9BTAA-S2W ** (Short)	1.969 (50)	0.386 (9.8)	2.106 (53.5)	BW50RAGU-2P, BW100EAGU-2P
-	BW9BTAA-L2 (Long)	BW9BTAA-L2W (Long)	1.969 (50)	1.575 (40)	2.106 (53.5)	
-	BW9BTAA-S3 (Short)	BW9BTAA-S3W** (Short)	2.953 (75)	0.386 (9.8)	2.106 (53.5)	BW50RAGU-3P, BW100EAGU-3P EW50RAGU-3P, EW100EAGU-2P
-	BW9BTAA-L3 (Long)	BW9BTAA-L3W (Long)	2.953 (75)	1.575 (40)	2.106 (53.5)	
-	BW9BTCA-S2 (Short)	BW9BTCA-S2W** (Short)	2.362 (60)	0.315 (8)	2.618 (66.5)	BW125*U-2P
-	BW9BTCA-L2 (Long)	BW9BTCA-L2W (Long)	2.362 (60)	1.575 (40)	2.618 (66.5)	
-	BW9BTCA-S3 (Short)	BW9BTCA-S3W** (Short)	3.543 (90)	0.315 (8)	2.618 (66.5)	BW125*U-3P EW125*U-3P
-	BW9BTCA-L3 (Long)	BW9BTCA-L3W (Long)	3.543 (90)	1.575 (40)	2.618 (66.5)	
-	BW9BTGA-S3 (Short)	BW9BTGA-S3W** (Short)	4.134 (105)	0.315 (8)	2.618 (66.5)	BW250*U-2P, BW250*U-3P EW250*U-3P
-	BW9BTGA-L3 (Long)	BW9BTGA-L3W (Long)	4.134 (105)	1.969 (50)	2.618 (66.5)	
-	BW9BTHA-S3 (Short)	BW9BTHA-S3W (Short)	5.512 (140)	2.559 (65)	3.858 (98)	BW400*U-2P, BW400*U-3P EW400*U-3P
-	BW9BTHA-L3 (Long)	BW9BTHA-L3W (Long)	6.772 (172)	4.331 (110)	3.858 (98)	
-	BW9BTJA-L3 (Long)	BW9BTJA-L3W (Long)	8.268 (210)	6.102 (155)	3.858 (98)	BW630*U-3P, BW800*U-3P EW630*U-3P

**A Gray-white terminal cover provided with BW50□□, BW100□□, BW125□□, BW250□□, EW100□□, EW125□□, EW250□□ amp frame.

Internal Accessories for G-TWIN

50,100AF

Breaker type: BW50, BW100, EW50, EW100

Auxiliary switches and alarm switches

Lead wire type		BW50RAGU, EW50RAGU BW100EAGU, EW100EAGU	
		Left side	Right side
Aux	W	BZ6WL10CU*1	BZ6WR10CU
Aux low current	WD	BZ6WDL10CU*1	BZ6WDR10CU
Alarm	K	BZ6KL10CU*1	BZ6KR10CU
Alarm low current	KD	BZ6KDL10CU*1	BZ6KDR10CU
Aux & Alarm	WK	BZ6WKL10CU*1	BZ6WKR10CU
Aux & Alarm low current	WDKD	BZ6WDKDL10CU*1	BZ6WDKDR10CU

*1 for 3 pole type only

With terminal block type		BW50RAGU, EW50RAGU BW100EAGU, EW100EAGU	
		Left side	Right side
Aux	W	BZ6WL10CAU*1	BZ6WR10CAU
Aux low current	WD	BZ6WDL10CAU*1	BZ6WDR10CAU
Alarm	K	BZ6KL10CAU*1	BZ6KR10CAU
Alarm low current	KD	BZ6KDL10CAU*1	BZ6KDR10CAU
Aux & Alarm	WK	BZ6WKL10CAU*1	BZ6WKR10CAU
Aux & Alarm low current	WDKD	BZ6WDKDL10CAU*1	BZ6WDKDR10CAU

*1 for 3 pole type only

Rating

Standard; Aux, Alarm

Breaker type	BW50RAGU, EW50RAGU BW100EAGU, EW100EAGU	Minimum load
	Operating voltage	
120V AC	3.6	5V DC 160mA 30V DC 30mA
240V AC	1.8	
125V DC	0.55	
250V DC	0.27	

For low current; Aux, Alarm

Breaker type	BW50RAGU, EW50RAGU BW100EAGU, EW100EAGU	Minimum load
	Operating voltage	
30V DC	0.1	5V DC 1mA 30V DC 1mA

Operation

Type of switch	Condition of MCCB	
	ON	OFF
Auxiliary switch (W)		
Alarm switch (K)		

Shunt trip devices

Breaker type	Operating voltage	Code	Part number		Spec		
			Lead wire type	With terminal block type	Input (VA)	Internal circuit	Time rating (ms)
BW50RAGU BW100EAGU	24VAC, 24VDC	FR	BZ6FR10CU	BZ6FR10CAU	150	Continuous with burnout prevention circuit	7-13
	100-120VAC 100-110VDC	FA	BZ6FA10CU	BZ6FA10CAU	150		
	200-240VAC	FK	BZ6FK10CU	BZ6FK10CAU	150		
	380-450VAC	FP	BZ6FP10CU	BZ6FP10CAU	200		
EW50RAGU EW100EAGU	100VAC 50Hz 100-110VAC 60Hz	F2	-	BZ6F210CAU	16	Continuous	7-13
	200VAC 50Hz 200-220VAC 60Hz	F7	-	BZ6F710CAU	16		
	400VAC 50Hz	F8	-	BZ6F810CAU	22		
	400-440VAC 60Hz						

Undervoltage trip devices

Breaker type	Operating voltage	Code	Part number		Spec	
			Lead wire type	With terminal block type	Input	Operating voltage
BW50RAGU BW100EAGU	100VAC 50Hz 100-110VAC 60Hz	R2	-	BZ6R210CAU	2.8 VA	Tripping voltage: 70% to 35% of rated voltage
	200VAC 50Hz	RW	-	BZ6RW10CAU	3.4 VA	
EW50RAGU EW100EAGU	200-220VAC 60Hz					Closing voltage: 85% or more of rated voltage
	400VAC 50Hz 400-440VAC 60Hz	R9	-	BZ6R910CAU	4.4 VA	
	24VDC	RF	-	BZ6RF10CAU	40W	