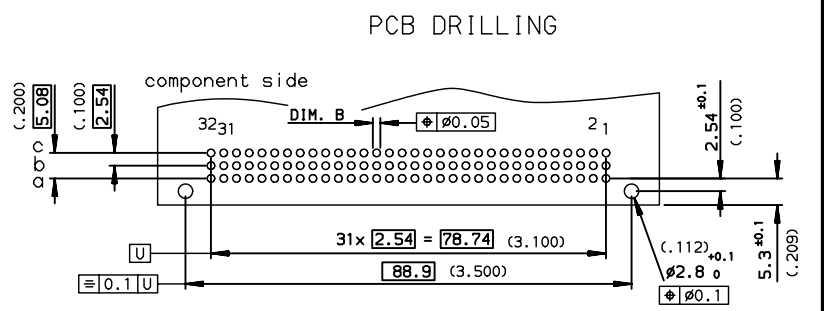
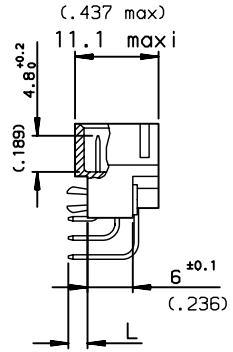
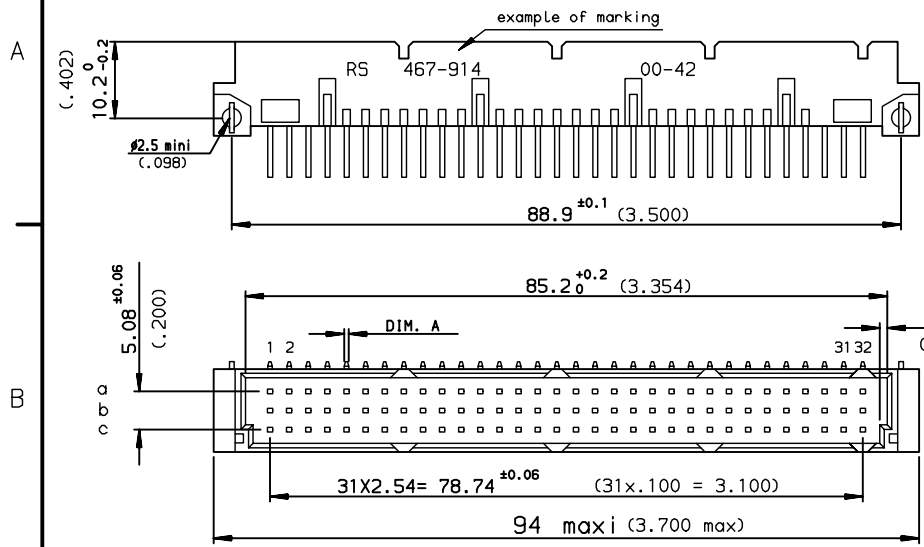


DIMENSIONS mm (inches)



PART NUMBER	8609	<input type="checkbox"/>	<input type="checkbox"/>	71	<input type="checkbox"/>	<input type="checkbox"/>	<input type="checkbox"/>	5	<input type="checkbox"/>
PIN OUT	rows a-b-c	---	---	3	96	---	---	---	---
	rows a-c	---	---	4	64	---	---	---	---
NUMBER OF CONTACTS									
TERMINATION	L = 2.75 ±0.15 (.108)	A = ∅0.6 ⁰ _{-0.08}	B = ∅0.8 ^{+0.3} ₀	13					
OPTIONS	no option	---	---	---	---	---	---	7	
	with harpoons	---	---	---	---	---	---	H	
PERFORMANCE CLASS	DIN 41612 class 3	---	---	---	---	---	---	4	
	DIN 41612 class 2	---	---	---	---	---	---	5	
	DIN 41612 class 1	---	---	---	---	---	---	6	
TERMINATION TYPE	TIN LEAD	---	---	---	---	---	---	---	-485E1
	LEAD FREE	---	---	---	---	---	---	---	-ATLF

SPECIFICATION 485 or ATLF

specific marking : customer part number + date code

GENERAL CHARACTERISTICS and ROHS INFORMATIONS
SEE DRAWING C-8609-0000A

European Views

rev	ecn no	dr	date
A	-	ROU	2000/11/20
B	LS07-0130	HLE	2007/06/04
C	LS07-0211	HLE	2007/08/09
-	-	-	-
-	-	-	-
-	-	-	-

www.fciconnect.com		surface ISO 1302 <input checked="" type="checkbox"/>	tolerance std ISO 406 ISO 1101	projection 	mm
TOLERANCES UNLESS OTHERWISE SPECIFIED					
Dr	ROUILLARD	2000/11/20	ANGULAR	0.X	±0.1
Eng	ROUILLARD	2000/11/20	LINEAR	0.XX	±0.1
Chr	LEGARE	2000/11/20	0.XX' ±2'	0.XXX	±0.1
Appr	LEGARE	2000/11/20	Product family	DIN	Spec ref -
		title RIGHT ANGLE MALE STYLE C		dwg no C-8609-0849	
catalog no		SEE TABLE		CUSTOMER sheet 1 of 1	

Copyright FCI. FCJ