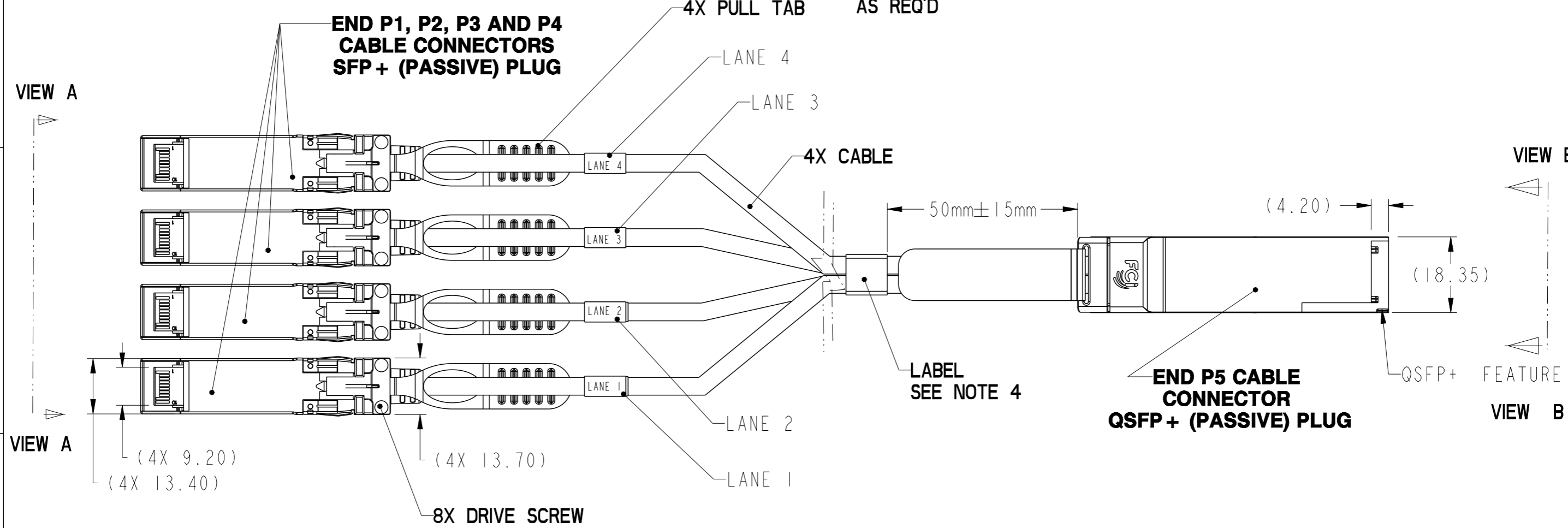
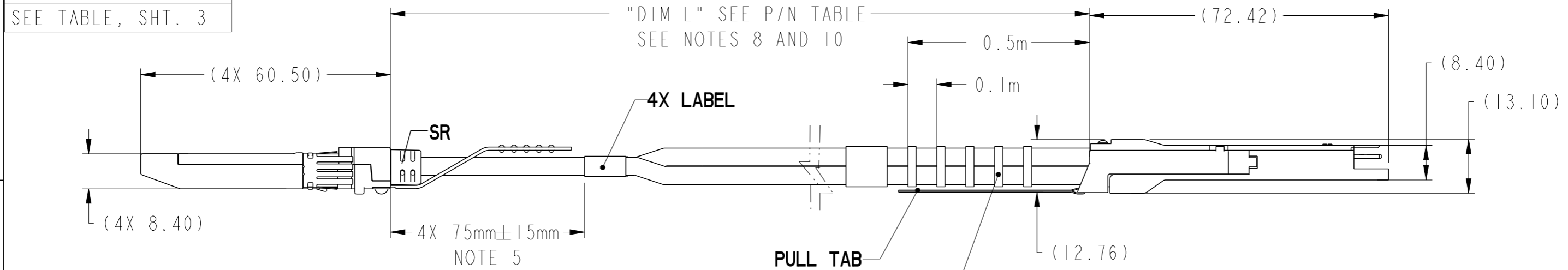


PRODUCT NUMBER

10114734-XXXXHFLF

10114734-XXXXLF

SEE TABLE, SHT. 3



Amphenol FCI

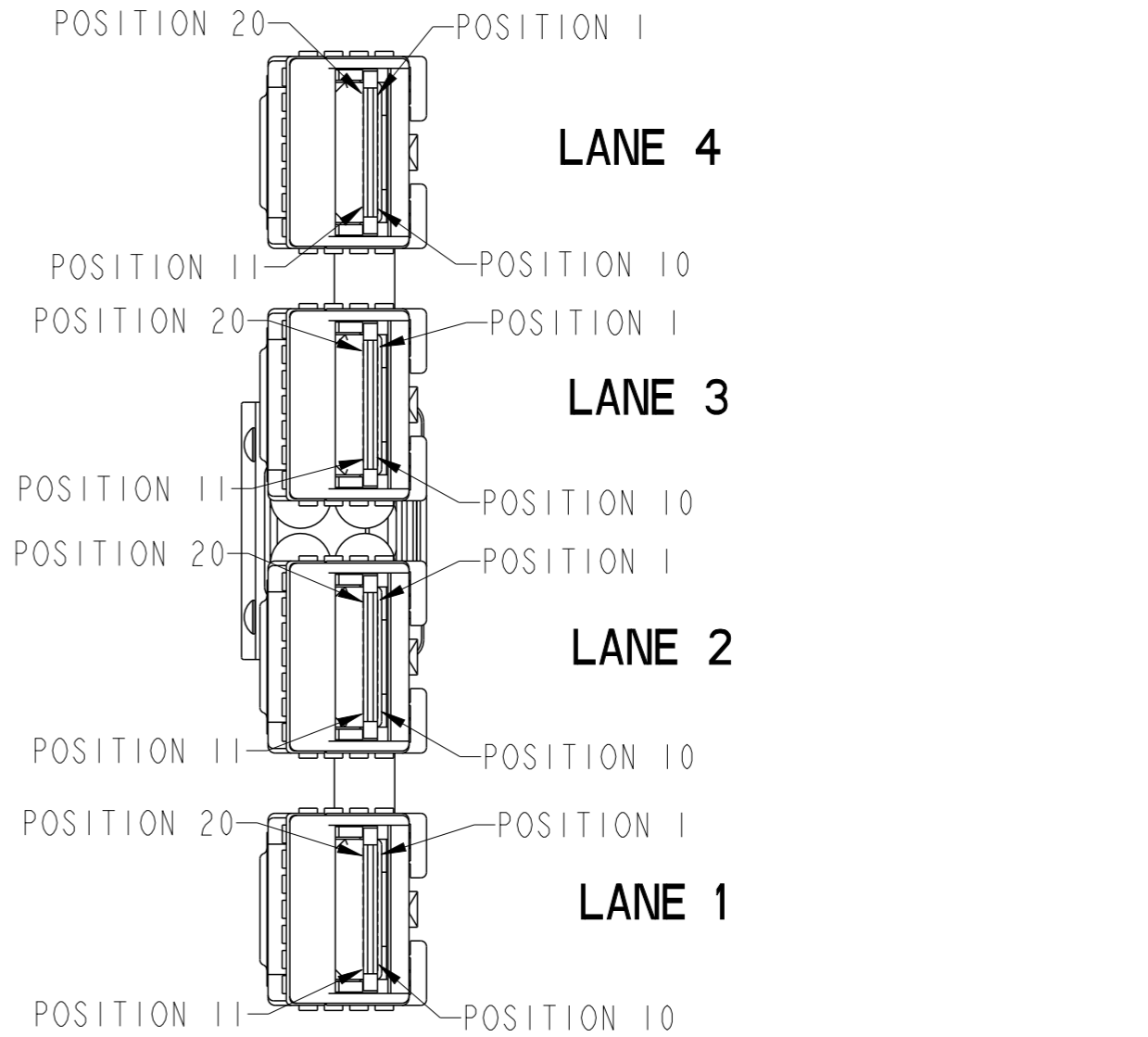
© 2016 AFCI

spec ref	dr	Deborah Ingram	2010/05/03	projection	mm	size	A3	scale	3:10
tolerance std	eng	Shawn Xu	2016/03/25			ecn no	ELX-N-23630-1		
TOLERANCES UNLESS OTHERWISE SPECIFIED						product family	C&A	rel level	Released
surface	linear	0.X	±0.3	Amphenol FCI	FINAL ASSEMBLY - 10Gbps/Channel (4X) SFP+ TO QSFP+ CABLE ASSEMBLY	10114734	rev E		
		0.XX	±0.10						
		0.XXX	±0.050						
	angular	0°	±2°	cat. no.	-	Product - Customer Drw	sheet 1 of 3		

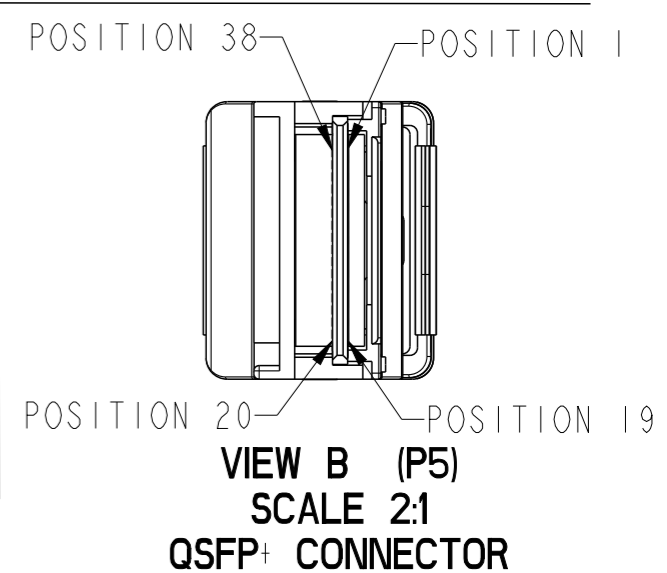
WIRING LIST (SEE NOTE 5)

P5 QSFP+		P1 (LANE 1) SFP+	P2 (LANE 2) SFP+	P3 (LANE 3) SFP+	P4 (LANE 4) SFP+	
POSITION	SYMBOL					
1	GND (TX)	---				
2	TX2n	---	---	12 RD-		
3	TX2p	---	---	13 RD+		
4	GND (TX)	---				
5	TX4n	---			---	12 RD-
6	TX4p	---			---	13 RD+
7	GND (TX)	---				
13	GND (RX)	---				
14	RX3p	---		---	18 TD+	
15	RX3n	---		---	19 TD-	
16	GND (RX)	---				
17	RX1p	---	---	18 TD+		
18	RX1n	---	---	19 TD-		
19	GND (RX)	---				
20	GND (RX)	---				
21	RX2n	---	---	19 TD-		
22	RX2p	---	---	18 TD+		
23	GND (RX)	---				
24	RX4n	---			---	19 TD-
25	RX4p	---			---	18 TD+
26	GND (RX)	---				
32	GND (TX)	---				
33	TX3p	---		---	13 RD+	
34	TX3n	---		---	12 RD-	
35	GND (TX)	---				
36	TX1p	---	---	13 RD+		
37	TX1n	---	---	12 RD-		
38	GND (TX)	---				

SHIELD-----SHIELD



VIEW A
(P1, P2, P3 & P4)
SCALE 2:1
SFP+ CONNECTORS



VIEW B (P5)
SCALE 2:1
QSFP+ CONNECTOR

PRODUCT NUMBER
10114734-XXXXHFLF
10114734-XXXXLF
SEE TABLE, SHT. 3

spec ref	dr	Deborah Ingram	2010/05/03	projection	mm	size	A3	scale	3:10
tolerance std	eng	Shawn Xu	2016/03/25			ecn no	ELX-N-23630-1	rel level	Released
TOLERANCES UNLESS OTHERWISE SPECIFIED									
surface	linear	0.X	±0.3	Amphenol FCI		FINAL ASSEMBLY - 10Gbps/Channel (4X) SFP+ TO QSFP+ CABLE ASSEMBLY		10114734	rev E
		0.XX	±0.10						
		0.XXX	±0.050						
	angular	0°	±2°	cat. no.	-	Product - Customer Drw	sheet 2 of 3		

PRODUCT NUMBER	LENGTH (Meters) "DIM L"	AWG	DESCRIPTION
10114734-2005HFLF	0.5	30	HALOGEN FREE (HF)
10114734-2010HFLF	1.0	30	HALOGEN FREE (HF)
10114734-2015HFLF	1.5	30	HALOGEN FREE (HF)
10114734-2020HFLF	2.0	30	HALOGEN FREE (HF)
10114734-2030HFLF	3.0	30	HALOGEN FREE (HF)
10114734-3010HFLF	1.0	28	HALOGEN FREE (HF)
10114734-3030HFLF	3.0	28	HALOGEN FREE (HF)
10114734-3050HFLF	5.0	28	HALOGEN FREE (HF)
10114734-4050HFLF	5.0	26	HALOGEN FREE (HF)
10114734-4070HFLF	7.0	26	HALOGEN FREE (HF)
10114734-2005LF	0.5	30	NON-HF
10114734-2010LF	1.0	30	NON-HF
10114734-2020LF	2.0	30	NON-HF
10114734-2030LF	3.0	30	NON-HF
10114734-3010LF	1.0	28	NON-HF
10114734-3030LF	3.0	28	NON-HF
10114734-3050LF	5.0	28	NON-HF
10114734-4050LF	5.0	26	NON-HF
10114734-4070LF	7.0	26	NON-HF



- 7. PACKAGING OF LEAD FREE PRODUCTS MEETS LABELING AND PACKAGING PER SPECIFICATION GS-14-920. PACKAGE CABLE ASSEMBLIES PER GS-14-1272. DUST COVERS ARE TO BE ASSEMBLED PRIOR TO PACKAGING.
- ⑧ THIS DIMENSION IS A FINISHED PRODUCT LENGTH. THIS DIMENSION IS MEASURED FROM THE BACK OF THE QSFP+ CONNECTOR TO THE BACK OF THE SFP+ CONNECTORS WITH THE CABLES LAID OUT STRAIGHT.
- 9. A " " SYMBOL WILL BE NEXT TO ANY DIMENSION, VIEW, OR NOTE WHICH HAS BEEN MODIFIED WITH THE CURRENT DRAWING REVISION. THE CURRENT REVISION WILL BE SHOWN IN THE SYMBOL.
- ⑩ UNLESS OTHERWISE SPECIFIED ASSEMBLED LENGTH TOLERANCE IS TO BE:
 < 1 METER = ±25.0mm
 > 1 METER TO 10 METERS = ±2% OF "DIM L"
- 11. RAW CABLE IS OPTIONAL, WHICH HAD BEEN QUALIFIED BY FCI AND MEET FCI SPEC GS-12-622 AND GS-12-616

Amphenol FCI

© 2016 AFCI

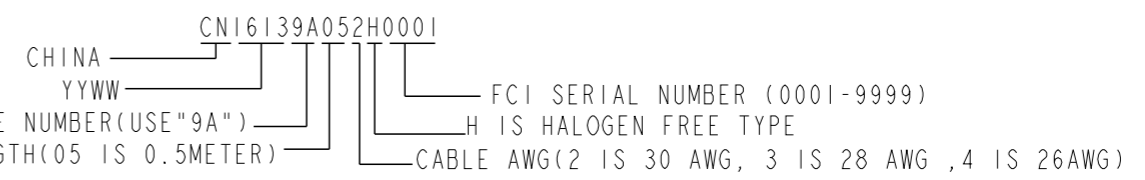
NOTES:

1. SFP+ MATERIAL:
 CASTINGS: ZINC ALLOY/ COPPER UNDERPLATE/ NICKEL OVERPLATE
 PULL TAB: THERMOPLASTIC POLYMER
 RELEASE SPRING: STAINLESS STEEL
 EMI GASKET: STAINLESS STEEL
 SCREWS: STAINLESS STEEL
 PADDLE CARD: PRINTED CIRCUIT SUBSTRATE
 JET MELT: POLYIMIDE POLYMER

QSFP MATERIAL:
 CASTINGS: ZINC ALLOY/ COPPER UNDERPLATE/ NICKEL OVERPLATE
 PULL TAB: THERMOPLASTIC POLYMER
 LATCH RELEASE: ZINC DIECAST, NICKEL OVERPLATE
 DRIVE SCREWS: STAINLESS STEEL
 STRAIN RELIEF COLLAR: BRASS
 SPRING: STAINLESS STEEL
 LOCTITE
 PADDLE CARD: PRINTED CIRCUIT SUBSTRATE

- 2. THIS PRODUCT MEETS THE RESTRICTION OF HAZARDOUS SUBSTANCES IN ELECTRICAL AND ELECTRONIC EQUIPMENT (RoHS) DIRECTIVE (2011/65/EU)
- 3. IMPEDANCE: 100 OHMS DIFFERENTIAL.

- ④ UNLESS OTHERWISE SPECIFIED LABEL POSITION IS TO BE 50mm FROM REAR OF CONNECTOR.
 LABEL DETAILS:
 MANUFACTURER CODE OR NAME COUNTRY ORIGIN
 FCI P/N
 REVISION
 DATE CODE (YY/MM/DD FORMAT) - SERIAL NUMBER
 DATE CODE BAR CODE



FONT SHALL BE CLEARLY VISIBLE AND BLACK IN COLOR.

- ⑤ ALL CABLE ASSEMBLIES SHALL BE 100% TESTED FOR CONTINUITY AS DEFINED IN WIRING LIST.
- 6. SFP+ PRODUCT SPECIFICATION: GS-12-616.
 QSFP+ PRODUCT SPECIFICATION: GS-12-622.

spec ref	dr	Deborah Ingram	2010/05/03	projection	mm	size	A3	scale	3:10
tolerance std	eng	Shawn Xu	2016/03/25		← →	ecn no	ELX-N-23630-1	rel level	Released
TOLERANCES UNLESS OTHERWISE SPECIFIED		chr	-						
surface	linear	0.X	±0.3	Amphenol FCI		FINAL ASSEMBLY - 10Gbps/Channel		10114734	
		0.XX	±0.10						
		0.XXX	±0.050						
angular	0°	±2°	cat. no.	-	Product - Customer Drw	sheet 3 of 3			