


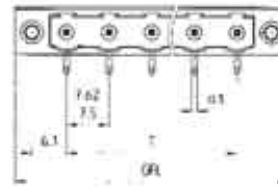
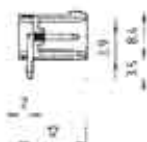
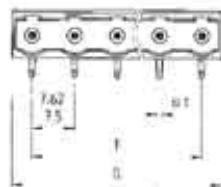
On the bottom menu bar, click **Page by Page** to access a page index or **Pages-at-a-Glance** to access a section index. View single pages in order by clicking **Previous** or **Next**. For improved print clarity, click **Page in PDF**. To **Print a PDF** be sure to select **Current Page** in your print monitor. Click **Email to a friend** to send a page to a third party. **Search** by 9 digit (54.003.7553) or 5-digit (54003) part number, series (WKC), or type of product (PCB connectors).

Insulated headers for PC boards Spacings: 7.50/7.62 mm



Rated current:
12 A

400 V/6 kV/3 – Overvoltage category III
690 V/6 kV/2 – Overvoltage category II
1000 V/6 kV/1 – Overvoltage category I



Solder pin 1 x 1 mm
Bore hole Ø 1.4 mm
closed version



Solder pin 1 x 1 mm
Bore hole Ø 1.4 mm
with screw flange

Type 8313 S/... W, 8413 S/... W
horizontal mount

Type 8313 S/... WF, 8413 S/... WF
horizontal mount

Rated voltages: VDE 0110

UL ratings

CSA ratings

Approvals

300 V 15 A
300 V 15 A

300 V 15 A
300 V 15 A



Str. pack	G	T	Poses	Part no.	Part no.	GFL	T	Part no.
Spacing: 7.50 mm				Unmarked		unmarked		
100	14.40	7.50	2	25.372.3253.0		25.54	7.50	25.374.2253.0
100	21.90	15.00	3	25.372.3353.0		33.04	15.00	25.374.2353.0
50	29.40	22.50	4	25.372.3453.0		40.54	22.50	25.374.2453.0
50	36.90	30.00	5	25.372.3553.0		48.04	30.00	25.374.2553.0
50	44.40	37.50	6	25.372.3653.0		55.54	37.50	25.374.2653.0
50	51.90	45.00	7	25.372.3753.0		63.04	45.00	25.374.2753.0
50	59.40	52.50	8	25.372.3853.0		70.54	52.50	25.374.2853.0
50	66.90	60.00	9	25.372.3953.0		78.04	60.00	25.374.2953.0
50	74.40	67.50	10	25.372.4053.0		85.54	67.50	25.374.3053.0
50	81.90	75.00	11	25.372.4153.0		93.04	75.00	25.374.3153.0
50	89.40	82.50	12	25.372.4253.0		100.54	82.50	25.374.3253.0



Spacing: 7.62 mm				unmarked	unmarked
100	14.52	7.62	2	25.392.3253.0	25.66 7.62 25.398.2253.0
100	22.14	15.24	3	25.392.3353.0	33.25 15.24 25.398.2353.0
50	29.76	22.86	4	25.392.3453.0	40.90 22.86 25.398.2453.0
50	37.38	30.48	5	25.392.3553.0	48.52 30.48 25.398.2553.0
50	45.00	38.10	6	25.392.3653.0	56.14 38.10 25.398.2653.0
50	52.62	45.72	7	25.392.3753.0	63.76 45.72 25.398.2753.0
50	60.24	53.34	8	25.392.3853.0	71.38 53.34 25.398.2853.0
50	67.86	60.96	9	25.392.3953.0	79.00 60.96 25.398.2953.0
50	75.48	68.58	10	25.392.4053.0	86.62 68.58 25.398.3053.0
50	83.10	76.20	11	25.392.4153.0	94.24 76.20 25.398.3153.0
50	90.72	83.82	12	25.392.4253.0	101.86 83.82 25.398.3253.0
Accessories:					
Coding piece (strip)	100			05.561.0053.0	05.561.0053.0
Fixing device assembly - for screw flanges on both sides of the reader	100			25.523.2453.0	