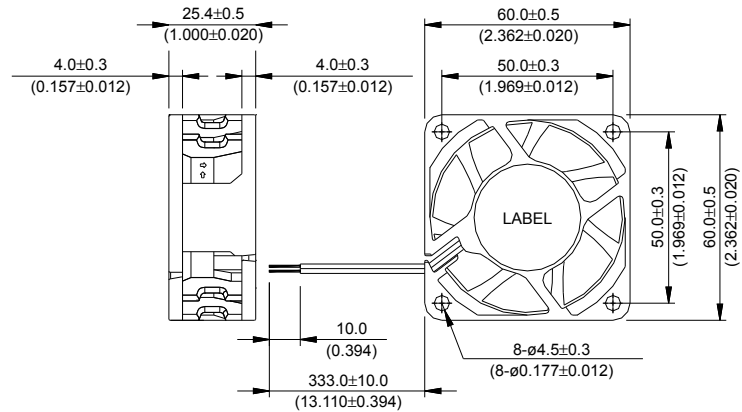


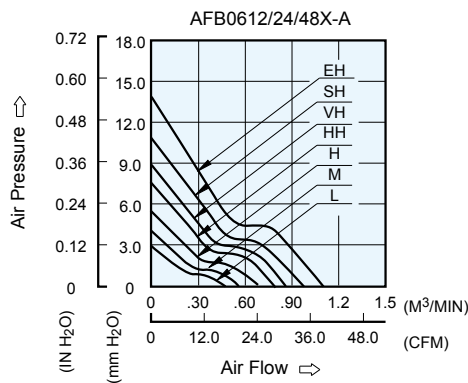
AFB 60 x 60 x 25.4 MM SERIES

DIMENSIONS DRAWING

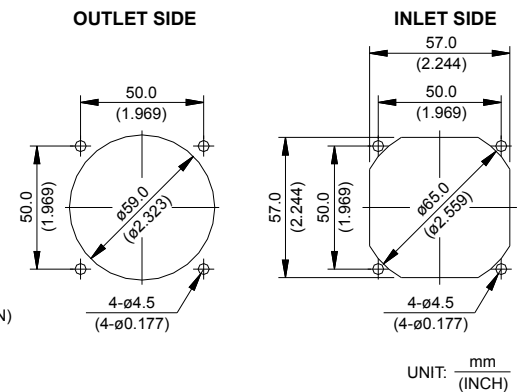


- * Bearing Type
Ball Bearings
- * Material
Impeller & Frame : Plastic (UL 94V-0)
- * Lead Wires :
UL 1007 AWG #24 OR Equivalent
Red Wire Positive (+)
Black Wire Negative (-)
- * Weight : 80g (2.82 oz)

P & Q CURVE (AT RATED VOLTAGE)



MOUNTING PANEL CUTOUT

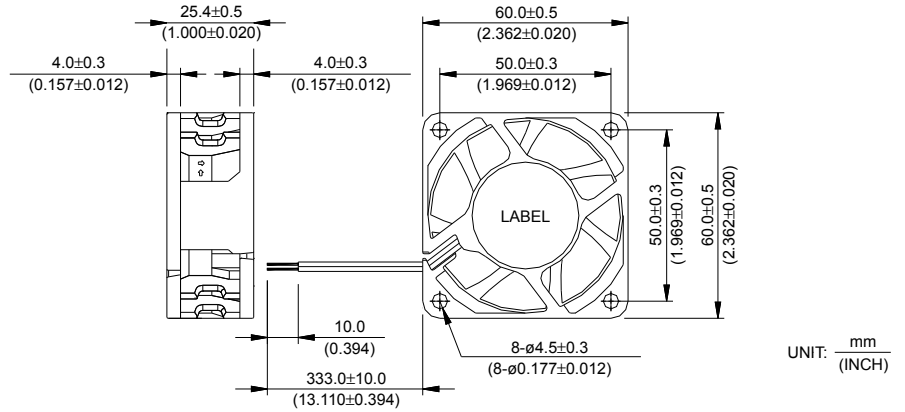


MODEL			Rated Voltage	Operating Voltage Range	Rated Current	Rated Input Power	Speed	Maximum Air Flow		Maximum Air Pressure		Noise
PART NO.	REV.	FUNCTION	VDC	VDC	Amp	Watt	R.P.M.	m ³ /min	CFM	mmH ₂ O	IN H ₂ O	dB-A
AFB0612L	-A	R00 / F00	12	4.0 to 13.8	0.08	0.96	3100	0.476	16.81	2.86	0.113	26.5
AFB0624L	-A	R00 / F00	24	14.0 to 27.6	0.06	1.44						
AFB0612M	-A	R00 / F00	12	4.0 to 13.8	0.13	1.56	3600	0.560	19.78	3.93	0.155	31.0
AFB0624M	-A	R00 / F00	24	14.0 to 27.6	0.07	1.68						
AFB0612H	-A	R00 / F00	12	4.0 to 13.8	0.14	1.68	4250	0.662	23.38	5.35	0.211	34.0
AFB0624H	-A	R00 / F00	24	14.0 to 27.6	0.09	2.16						
AFB0612HH	-A	R00 / F00	12	4.0 to 13.8	0.17	2.04	5000	0.780	27.55	7.47	0.294	40.0
AFB0624HH	-A	R00 / F00	24	14.0 to 27.6	0.11	2.64						
AFB0648HH	-A	R00 / F00	48	20.0 to 56.0	0.08	3.84	5500	0.863	30.48	8.76	0.345	42.5
AFB0612VH	-A	R00 / F00	12	4.0 to 13.8	0.23	2.76						
AFB0624VH	-A	R00 / F00	24	14.0 to 27.6	0.14	3.36	6000	0.967	34.15	10.73	0.422	44.5
AFB0648VH	-A	R00 / F00	48	20.0 to 56.0	0.09	4.32						
AFB0612SH	-A	R00 / F00	12	4.0 to 13.8	0.27	3.24	6800	1.086	38.35	13.81	0.544	46.5
AFB0624SH	-A	R00 / F00	24	14.0 to 27.6	0.17	4.08						
AFB0648SH	-A	R00 / F00	48	20.0 to 56.0	0.11	5.28	6800	1.086	38.35	13.81	0.544	46.5
AFB0612EH	-A	R00 / F00	12	4.0 to 13.8	0.38	4.56						
AFB0624EH	-A	R00 / F00	24	14.0 to 27.6	0.24	5.76	6800	1.086	38.35	13.81	0.544	46.5
AFB0648EH	-A	R00 / F00	48	20.0 to 56.0	0.14	6.72						

* Function type is optional.
 * The max. air flow and the speed are measured in free air ; max. air pressure is measured at zero air flow.
 * Noise is measured in anechoic chamber in free air, one meter from intake side.
 * All readings are typical values at rated voltage.
 * Specifications are subject to change without notice.

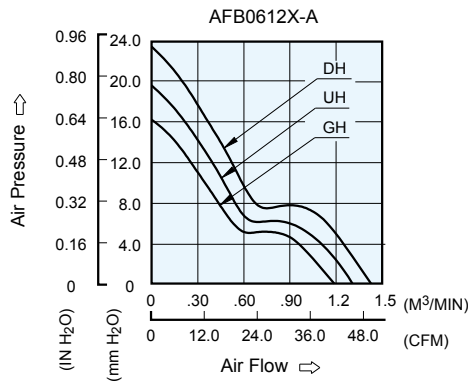
AFB 60 x 60 x 25.4 MM SERIES

DIMENSIONS DRAWING

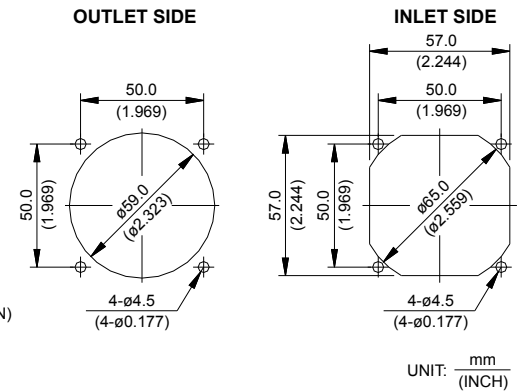


- * Bearing Type
Ball Bearings
- * Material
Impeller & Frame : Plastic (UL 94V-0)
- * Lead Wires :
UL 1061 AWG #24 OR Equivalent
Red Wire Positive (+)
Black Wire Negative (-)
- * Weight : 77g (2.72 oz)

P & Q CURVE (AT RATED VOLTAGE)



MOUNTING PANEL CUTOUT



MODEL			Rated Voltage	Operating Voltage Range	Rated Current	Rated Input Power	Speed	Maximum Air Flow		Maximum Air Pressure		Noise
PART NO.	REV.	FUNCTION	VDC	VDC	Amp	Watt	R.P.M.	m ³ /min	CFM	mmH ₂ O	IN H ₂ O	dB-A
AFB0612GH	-A	-R00 / -F00	12	7.0 to 13.2	0.55	6.60	7500	1.188	41.95	16.27	0.640	50.5
AFB0612UH	-A	-R00 / -F00	12	7.0 to 13.2	0.69	8.28	8200	1.307	46.16	19.66	0.774	52.5
AFB0612DH	-A	-R00 / -F00	12	7.0 to 13.2	0.84	10.08	9000	1.427	50.40	23.52	0.926	55.0

* Function type is optional.
 * The max. air flow and the speed are measured in free air ; max. air pressure is measured at zero air flow.
 * Noise is measured in anechoic chamber in free air, one meter from intake side.
 * All readings are typical values at rated voltage.
 * Specifications are subject to change without notice.