

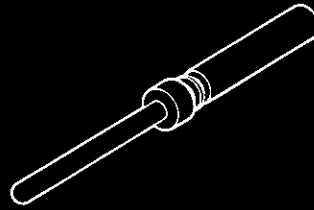
Size 22 Crimp Contacts for Series 90 Connectors (MIL-C-39029)

**Size 22 Crimp, Snap-In
Contacts .030 [0.76]
Pin Diameter**

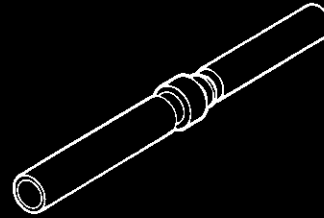
Material and Finish

Pin, Socket Body — Copper alloy,
plated gold over nickel underplate

Socket Hood — Passivated stainless
steel



Pin
M39029/58-360
(Supersedes M24308/13-1)



Socket
M39029/57-354
(Supersedes M24308/12-1)

| Wire Size Range | | Ins. Dia. (Max.) | Contact Configuration | Tape Mounted Contacts ¹ | Loose Piece Contacts | | Hand Tool | | Contact Color Bands |
|-----------------|--------------------|---------------------|-----------------------|------------------------------------|--------------------------------|--------------|-----------------------|-----------------------------|-----------------------|
| AWG | [mm ²] | | | AMP Part No. | Military Part No. (M39029/) | AMP Part No. | Tool No. (M22520/) | Positioner No. (M22520/) | |
| 22-28 | 0.4-0.8 | .054 1.38 | Pin | 204370-5 | 58-360 | 204370-2 | 02-01 | 02-09 | orange, blue, black |
| | | | Socket | 204351-2 | 57-354 | 204351-1 | 02-01 | 02-06 | orange, green, yellow |

¹Tape mounted contacts are used in the AMP-TAPEMATIC Stripper/Crimper Machine Part Number **599406-7** (page 5142).

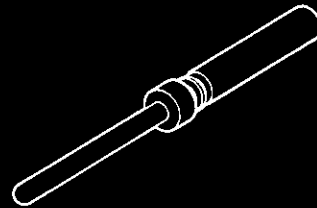
- Notes:**
1. These contacts are used in Series 90 military connectors.
 2. Insertion/Extraction Tool Part Number **91067-1** (Military Part Number **M81969/1-04**) is used to install and remove pin and socket contacts.
 3. See AMP Instruction Sheet 408-7516 for wire length, tool and selector settings.
 4. Color bands are read in the direction of terminal (wire barrel) end to mating end.

Size 22 Crimp Contacts for Series 90 Connectors (Industrial Grade)

**Size 22 Crimp, Snap-In
Contacts .030 [0.76]
Pin Diameter**

Material and Finish

Pin Body — Copper alloy with
.000050–.000100 [0.00127–0.00254]
gold plate over .000050–.000150
[0.00127–0.00381] nickel underplate



Pin

| Wire Size Range | | Ins. Dia. (Max.) | Contact Configuration | Tape Mounted Contacts ¹ | Loose Piece Contacts | Hand Tool | |
|-----------------|--------------------|---------------------|-----------------------|------------------------------------|----------------------|-----------------------|-----------------------------|
| AWG | [mm ²] | | | Part No. | Part No. | Tool No. (M22520/) | Positioner No. (M22520/) |
| 22-28 | 0.4-0.8 | .054 1.38 | Pin | 1218699-2 | 1218699-1 | 02-01 | 02-09 |
| | | | Socket | — | — | — | — |

¹Tape mounted contacts are used in the AMP-TAPEMATIC Stripper/Crimper Machine Part Number **599406-7** (page 5142).

- Notes:**
1. These contacts are used in Series 90 connectors.
 2. Insertion/Extraction Tool Part Number **91067-1** (Military Part Number **M81969/1-04**) is used to install and remove pin and socket contacts.
 3. See AMP Instruction Sheet 408-7516 for wire length, tool and selector settings.