

DIN Rail Mount 17.5 mm MWS Part number 84873020



Product replaced by the new MWS 84 873 029

Part numbers

Type	Function	Nominal voltage (V)	Output
84873020 MWS	Phase sequence and failure	3 x 208 → 3 x 480 V AC	1 single pole changeover relay

Specifications

Supply

Supply voltage Un	3 x 208 → 3 x 480 V AC *
Operating range	183 → 528 V AC

Inputs and measuring circuit

Measurement ranges	183 → 528 V AC
--------------------	----------------

General characteristics

Weight	80 g
--------	------

Comments

Accessories

Description	Code
Removable sealable cover for 17.5 mm casing	84800000

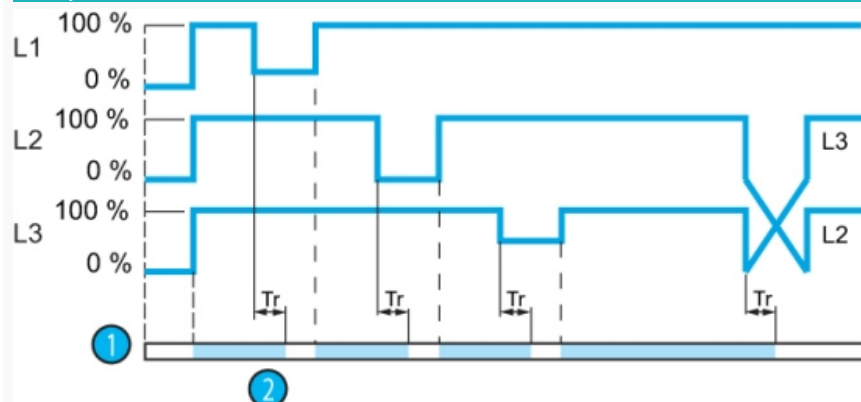
Principles



Overview

3-phase network control relays monitor the sequence of phases L1, L2, L3 and failure of one or more phases. LEDs are used for signalling.

Principles



Operating principle**MWS-MWS2 : Phase controller**

The relay monitors its own supply voltage.

The relay controls :

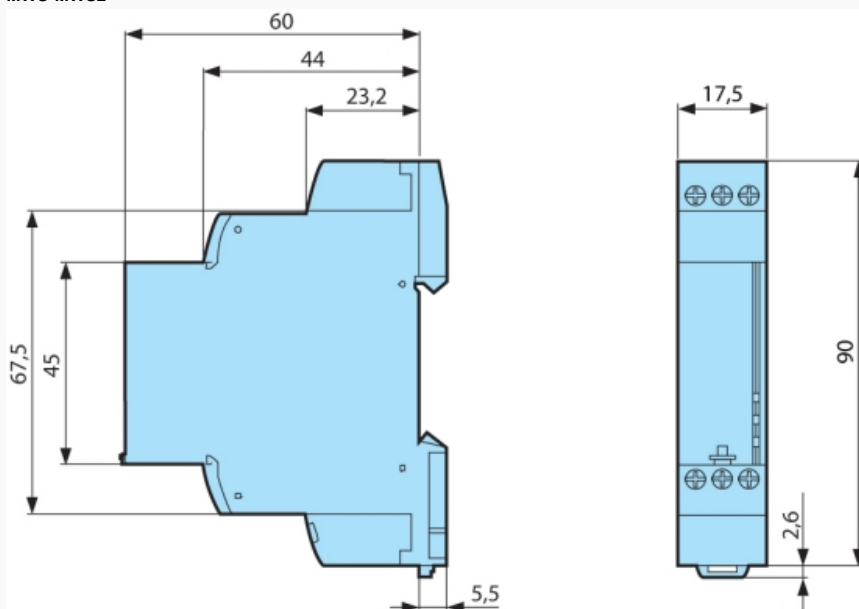
- correct sequencing of the three phases,
- total failure of one of the three phases.

When the phase sequence and voltages are correct (> 183 VAC), the output relay (s) are closed and the yellow LED is lit.

In the event of a phase sequence or total phase failure fault (detected when one of the voltages drops below 100 V), the relay opens instantly and its LED is extinguished.

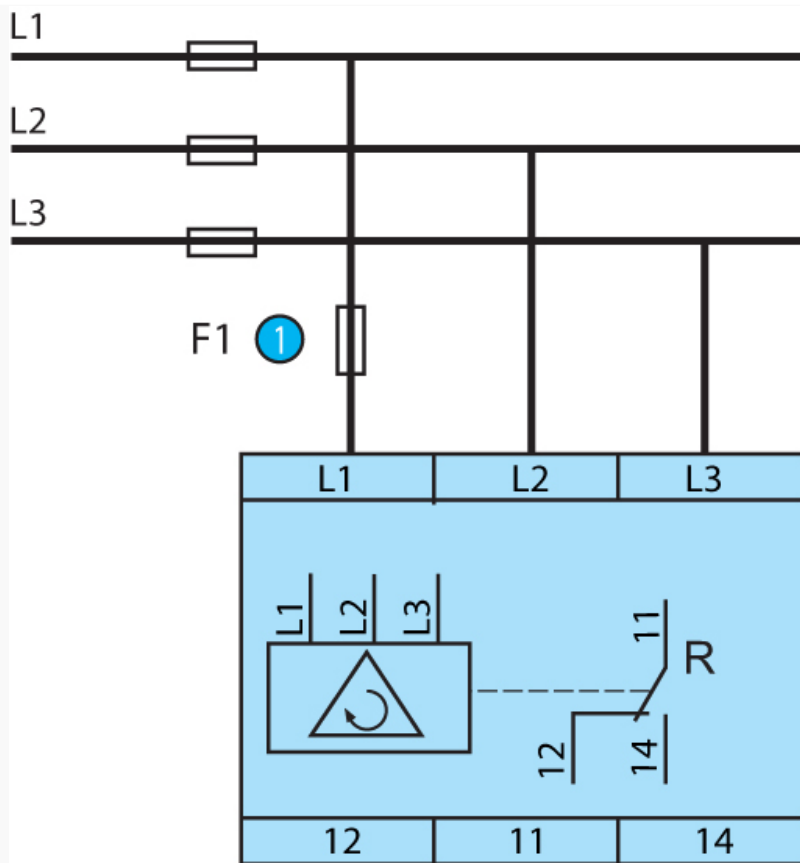
When the unit is powered up with a measured fault, the relay stays open.

N°	Legend
①	MWS : Relay R MWS2 : Relays R1/R2
②	Response time on appearance of a fault (Tr)

Dimensions (mm)**AA PHOTO****Dimensions (mm)****MWS-MWS2**

mm

Connections**MWS**



N°	Legend
①	100 mA fast-blow fuse

Product adaptations



- Customisable colours and labels