

“J” POWER SERIES™
SINGLE POLE CABLE CONNECTORS

CROUSE-HINDS
Cam-Lok
CONNECTORS



COOPER Crouse-Hinds

Cam-Lok "J" Power Series



Table of Contents

Introduction.....	2
Applications.....	3
Field-attachable Styles.....	4 - 5
Series E1015 Catalog Numbers.....	6
Series E1016 Catalog Numbers.....	7 - 8
Series E1017 Catalog Numbers.....	9
Portable Vulcanizing Kits and Presses.....	10
Parts, Tools, & Accessories.....	11

COVER PHOTO — Cutaway of the exclusive locking feature of the Crouse-Hinds CAM-LOK "J" Power Series connector.

Crouse-Hinds Cam-Lok single pole connectors are specially designed to provide the ultimate in reliable service even under the most severe operating conditions.

These single pole plugs and receptacles are insulated in a specially formulated elastomeric material for watertightness and safety. They allow you to connect or disconnect electrical equipment instantly without tools. Cam-Lok connectors are the industry standard for motors, generators, indoor and outdoor lighting distribution panels, and numerous other power applications.

Crouse-Hinds Cam-Lok "J" Series plugs are available in two styles: field-attachable non-vulcanized and field-attachable vulcanized. Both meet NEMA 3R requirements. The "J" Power Series offers a choice of three cable ranges:

E1015 Series — For cable size #8-4, 600 volts, rated up to 150 amperes continuous.

E1016 Series — For cable size #2-4/0, 600 volts, rated up to 400 amperes continuous.

E1017 Series — For cable size 350-750CM, 600 volts, rated up to 690 amperes continuous.

With "J" Power connectors you get:
EXCLUSIVE CAM-LOK ACTION FOR HIGH CONDUCTIVITY — Cam-Lok's double cam principle provides a positive, vibration proof connection. Just 1/3 of a turn assures a high pressure contact approaching 600 lbs. per sq./in. providing minimum resistance. It gives the best electrical and mechanical connection possible. There is no moving of contact surfaces and therefore, no arcing or burning of contacts. The contacts are a high conductivity copper base alloy carefully machined to a smooth sliding fit, even before locking. **SELF-COMPENSATING** for wear. Locked contacts will withstand a pulling force of 1000 lbs.

RECESSED CONTACTS — Thermoplastic rubber or neoprene insulated jacket extends past end of both male and female contacts for insulation and safety.

COLOR CODED INSULATORS — All insulators are molded from colorfast material. The five different colors provide fast, easy phase identification.

SAFETY INSULATED PANEL RECEPTACLES — Panel mounted receptacles permit cable to be quickly connected or disconnected. Available in both male and female receptacles, they are insulated for direct mounting to steel panels thus eliminating costly insulating boards and reducing assembly time. They come with a threaded stud for lug connection or double set screws for connecting cable directly.

INTERCONNECTIBILITY — All connectors within a series have the same connection diameter allowing you to connect smaller cables to larger ones. For example, in the E1016 Series you can connect a #2 to a 4/0 cable connector without an adapter.

Series	Connection Diameter	Cable Range
E1015	3/8"	#8-#4
E1016	11/16"	#2-4/0
E1017	1 1/8"	350-750 MCM

Meets 1993 NEC® Code

Crouse-Hinds Cam-Lok connectors are designed to meet 1993 NEC® Code requirements for listed connectors that are of the locking type. Cam-Lok "J" Power Series connectors provide the means to quickly connect and disconnect power systems safely at concerts and carnivals, as well as connecting generators, standby power, and load testing in hospitals, utilities, and heavy industrial environments. **They are UL Listed and CSA Certified.***



Entertainment



Utilities

Carnivals

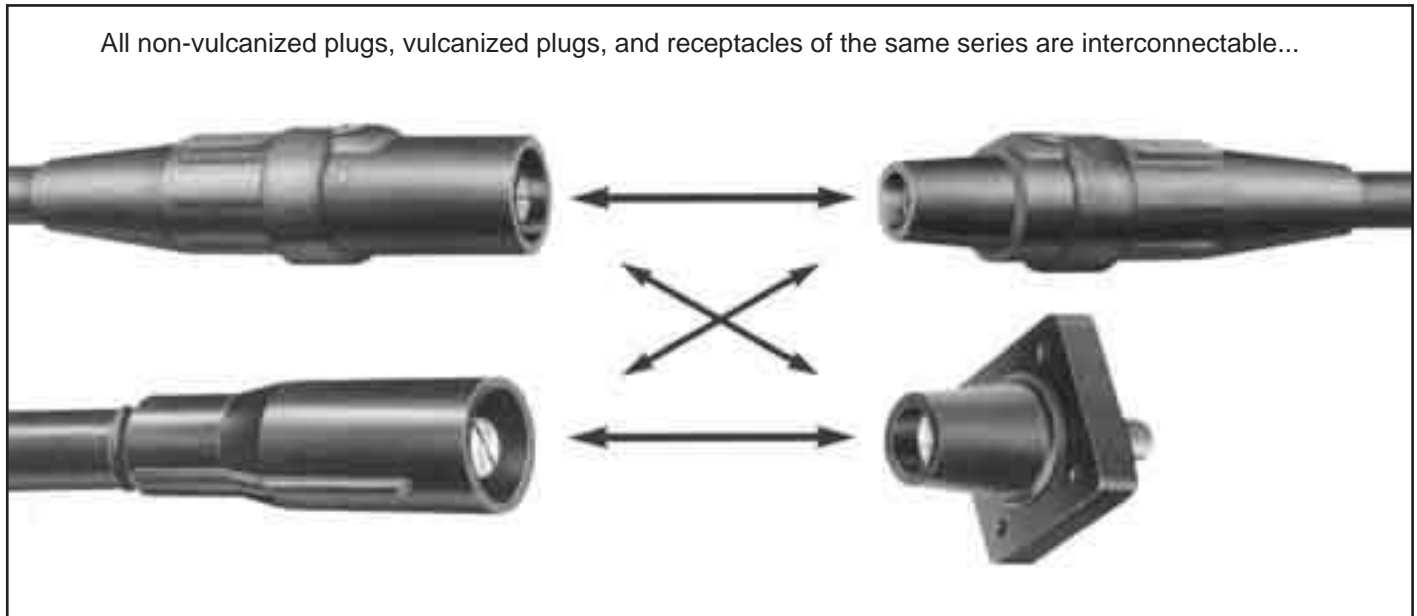
***Cam-Lok "J" Power Series connectors are UL Listed and CSA Certified only when used with genuine Crouse-Hinds Cam-Lok listed connectors.**



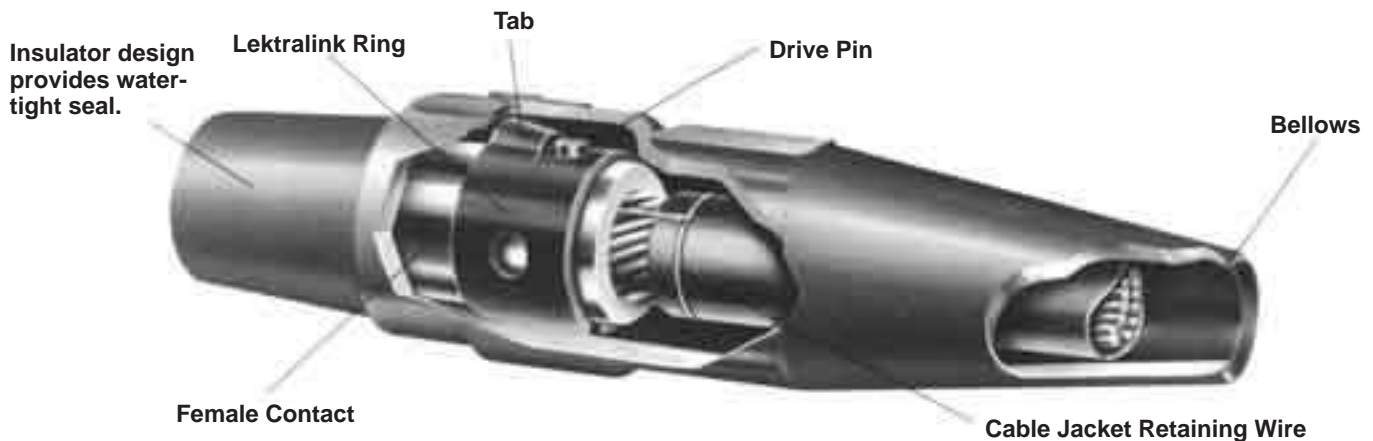
Construction/Industrial/Mining

Field-attachable Plugs

Two styles: non-vulcanized plugs and vulcanized plugs.



Non-vulcanized Plugs



SAFE, EASY ASSEMBLY — Crouse-Hinds E1016 Power Series non-vulcanized style plugs feature the exclusive Lektralink™ principle.* The lektralink design permits assembly to cables in seconds without vulcanization and without exposed set screws or pins.

The locking ring is permanently molded into the insulator. (See illustration above). The ring, made of high strength material, cannot cause inductive heating. As the contact is pulled into the insulator a drive pin is captured by the ring, locking the contact into an immovable position. That's all there is to it!

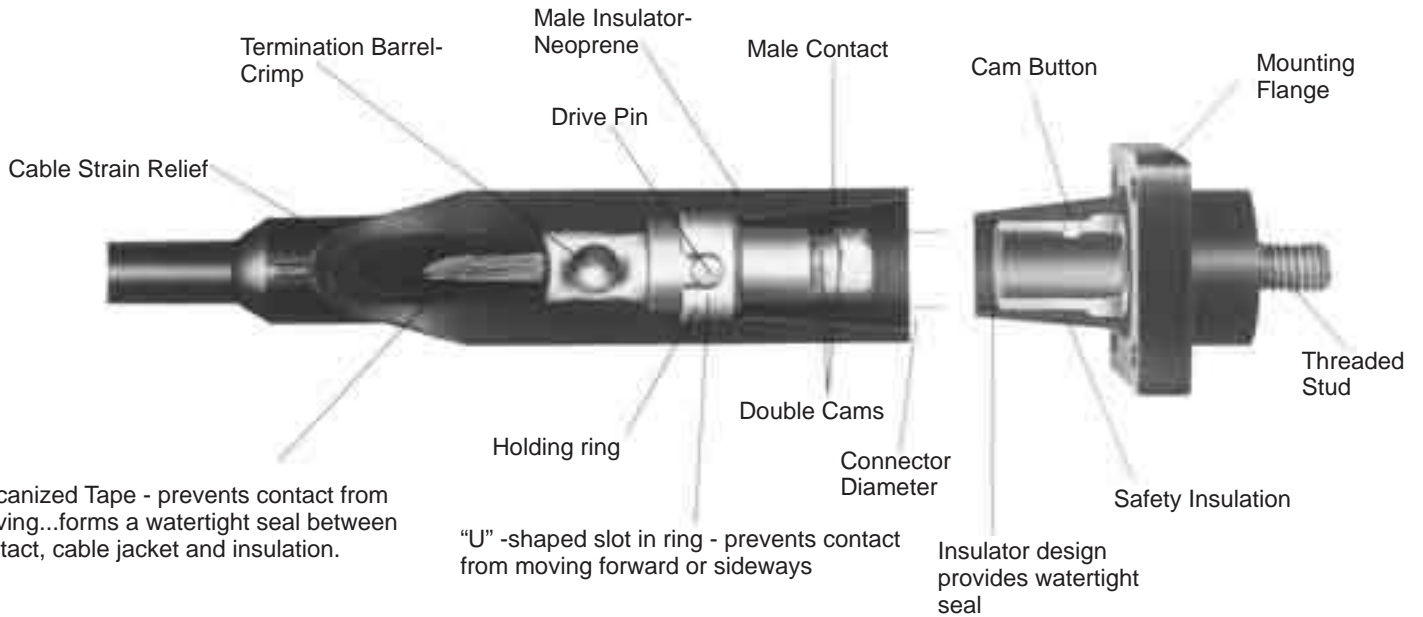
*The E1015 Series features friction fit attachment. The E1017 Series features mechanical clamp attachment.

EASE OF DISASSEMBLY — Disassembly is just as easy. Insert a 3/16" wide screw driver between the contact and insulator, raise the tab on the locking ring and pull the contact from the insulator. Refer to instruction sheet #EB9 packed in each carton.

LESS DOWNTIME, MORE RELIABILITY — Crouse-hinds strain relief system distributes flexing over a wide area. A retaining wire prevents cable jacket from pulling away from contacts exposing dangerous bare wires.

The insulator material is specially formulated to provide superior heat, weather, ozone, and abrasion resistance.

Vulcanized Plugs



Vulcanizing has many advantages...

Five simple steps give you Molded-to-Cable Plugs.

WATERPROOF — Prevents corrosion, freezing of connectors, or internal corrosion of cable strands.

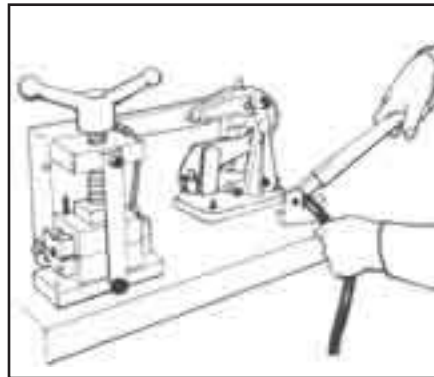
REDUCES CABLE BREAKAGE — Vulcanization distributes flexing over a wide area to provide an effective strain relief system.

SAFE — Minimizes shorts and shock hazards. Plug insulator is permanently vulcanized to cable so that cable jacket cannot pull away from connection exposing dangerous bare conductor. Can be used outdoors in all kinds of weather. Even around water your connections remain dry and safe.

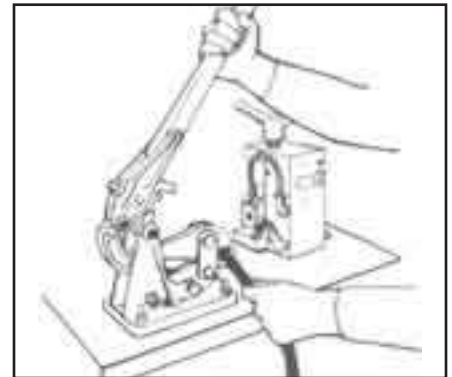
SHATTER RESISTANT — Insulators will not shatter or crack and are resistant to oil, gasoline, etc. Connections will withstand the impact of trucks or heavy plates without damage.

5 STEP PROCESS TAKES ONLY 7 MINUTES... Crouse-Hinds Portable Vulcanizing Press produces virtually indestructible cable connectors in

your own plant or in the field. You need only four inexpensive parts to make one pair of connectors.



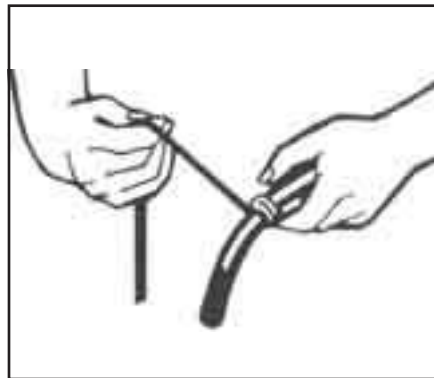
1. CUT CABLE, strip jacket. Insert bare wire in contact crimping tube.



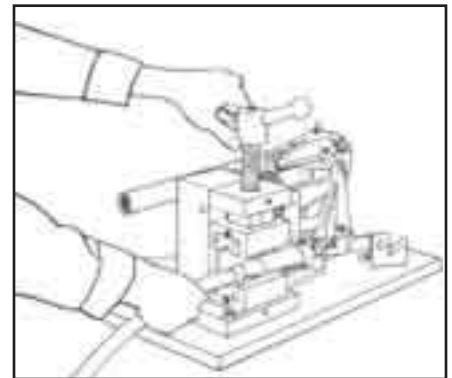
2. CRIMP contact to cable.



3. WRAP CRIMP TUBE and cable with uncured tape. Pull into insulator with COM-A-LONG tool.





4. WRAP UNCURED TAPE AROUND JOINT, sealing insulator to cable jacket.







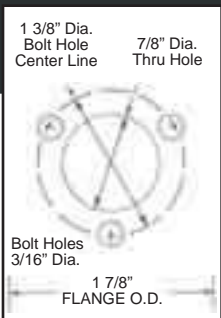
5. MOLD. (5 steps take 7 minutes)... repeat process with other half of connector. Refer to EB #90 for detailed instructions.

E1015 Series



Connectors and Accessories for cable size #8-#4,
600 volts, rated up to 150 amperes continuous

NON-VULCANIZED			MALE PLUG			FEMALE PLUG		
	COLOR	CABLE SIZE	COMPLETE PART NO.	CONTACT ONLY PART NO.	INSULATOR ONLY PART NO.	COMPLETE PART NO.	CONTACT ONLY PART NO.	INSULATOR ONLY PART NO.
 MALE  FEMALE	BLACK RED GREEN WHITE BLUE	#8-#4	E1015-8306 E1015-8308 E1015-8310 E1015-8311 E1015-8313	A100864-1	A1000869-7 A1000869-9 A1000869-11 A1000869-12 A1000869-14	E1015-8331 E1015-8333 E1015-8335 E1015-8336 E1015-8338	A100865-1	A1000868-7 A1000868-9 A1000868-11 A1000868-12 A1000868-14




VULCANIZED			MALE PLUG			FEMALE PLUG		
	COLOR	CABLE SIZE	COMPLETE PART NO.	CONTACT ONLY PART NO.	INSULATOR ONLY PART NO.	COMPLETE PART NO.	CONTACT ONLY PART NO.	INSULATOR ONLY PART NO.
 MALE  FEMALE	BLACK RED GREEN WHITE BLUE	#8-#4	E1015-1 E1015-3 E1015-5 E1015-6 E1015-19	A100087-1	A100092-1 A100092-3 A100092-5 A100092-6 A100092-7	E1015-50 E1015-52 E1015-54 E1015-55 E1015-47	A100088-1	A100093-1 A100093-3 A100093-5 A100093-6 A100093-14



		MALE RECEPTACLE		FEMALE RECEPTACLE	
		COLOR	CABLE SIZE	COMPLETE PART NO.	COMPLETE PART NO.
 MALE  FEMALE	 1 3/8" Dia. Bolt Hole Center Line 7/8" Dia. Thru Hole Bolt Holes 3/16" Dia. 1 7/8" FLANGE O.D.	BLACK RED GREEN WHITE BLUE	#8-#4	E1015-1600 E1015-1602 E1015-1604 E1015-1605 E1015-1606	E1015-1625 E1015-1627 E1015-1629 E1015-1630 E1015-1631

Threaded stud size 5/16"-18

FEMALE TERMINAL CONNECTORS				
	COLOR	CABLE SIZE	ANGLE STYLE COMPLETE PART NO.	OFFSET STYLE COMPLETE PART NO.
 ANGLE STYLE  OFFSET STYLE	BLACK RED GREEN WHITE BLUE	#8-#4	E1015-575 E1015-577 E1015-579 E1015-580 E1015-581	E1015-625 E1015-627 E1015-629 E1015-630 E1015-631

Stud hole size 5/16"

THREE WAY "T" CONNECTORS				
	COLOR	PARALLELING "T" COMPLETE PART NO.	TAPPING "T" COMPLETE PART NO.	DOUBLE FEMALE COMPLETE PART NO.
 PARALLELING "T" (MALE-MALE-FEMALE)  TAPPING "T" (MALE-FEMALE-FEMALE)  DOUBLE FEMALE	BLACK RED GREEN WHITE BLUE	E1015-2324 E1015-2326 E1015-2328 E1015-2329 E1015-2348	E1015-2312 E1015-2314 E1015-2316 E1015-2317 E1015-2350	E1015-2352 E1015-2354 E1015-2356 E1015-2357 E1015-2358

PROTECTIVE CAPS			
	COLOR	COMPLETE PART NO.	DESCRIPTION
 MALE  FEMALE	BLACK BLACK	A100793-1 A100792-1	CAP FOR MALE CAP FOR FEMALE

Connectors and Accessories for cable size #2-4/0,
600 volts, rated up to 400 amperes continuous*

E1016 Series

NON-VULCANIZED		MALE PLUG			FEMALE PLUG		
COLOR	CABLE SIZE	COMPLETE PART NO.	CONTACT ONLY PART NO.	INSULATOR ONLY PART NO.	COMPLETE PART NO.	CONTACT ONLY PART NO.	INSULATOR ONLY PART NO.
BLACK	#2-#1	E1016-8006	A200036-18	A200074-19	E1016-8056	A200037-23	A200075-19
RED		E1016-8008			E1016-8058		
GREEN		E1016-8010			E1016-8060		
WHITE		E1016-8011			E1016-8061		
BLUE		E1016-7700			E1016-7716		
BLACK	1/0-2/0	E1016-8012	A200036-19	A200074-19	E1016-8062	A200037-24	A200075-19
RED		E1016-8014			E1016-8064		
GREEN		E1016-8016			E1016-8066		
WHITE		E1016-8017			E1016-8067		
BLUE	E1016-7702	E1016-7718					
BLACK	1/0-2/0 HEAVY DUTY	E1016-8018	A200038-11	A200074-13	E1016-8068	A200035-17	A200075-13
RED		E1016-8020			E1016-8070		
GREEN		E1016-8022			E1016-8072		
WHITE		E1016-8023			E1016-8073		
BLUE		E1016-7704			E1016-7720		
BLACK	3/0-4/0	E1016-8030	A200038-6	A200074-13	E1016-8080	A200035-14	A200075-13
RED		E1016-8032			E1016-8082		
GREEN		E1016-8034			E1016-8084		
WHITE		E1016-8035			E1016-8085		
BLUE		E1016-7708			E1016-7724		
BLACK	#2-2/0	E1016-8300	A200065-1	A200074-19	E1016-8325	A200067-3	A200075-19
RED		E1016-8302			E1016-8327		
GREEN		E1016-8304			E1016-8329		
WHITE		E1016-8305			E1016-8330		
BLUE		E1016-8818			E1016-8820		
BLACK	2/0-4/0	E1016-8312	A200064-1	A200074-13	E1016-8337	A200090-1	A200075-13
RED		E1016-8314			E1016-8339		
GREEN		E1016-8316			E1016-8341		
WHITE		E1016-8317			E1016-8342		
BLUE		E1016-8819			E1016-8821		
BLACK	#2-2/0	E1016-8350	A200630-1	A200074-19	E1016-8375	A200640-3	A200075-19
RED		E1016-8352			E1016-8377		
GREEN		E1016-8354			E1016-8379		
WHITE		E1016-8355			E1016-8380		
BLUE		E1016-8356			E1016-8381		
BLACK	2/0-4/0	E1016-8362	A200639-1	A200074-60	E1016-8387	A200641-1	A200075-60
RED		E1016-8364			E1016-8389		
GREEN		E1016-8366			E1016-8391		
WHITE		E1016-8367			E1016-8392		
BLUE		E1016-8368			E1016-8393		
VULCANIZED		MALE PLUG			FEMALE PLUG		
COLOR	CABLE SIZE	COMPLETE PART NO.	CONTACT ONLY PART NO.	INSULATOR ONLY PART NO.	COMPLETE PART NO.	CONTACT ONLY PART NO.	INSULATOR ONLY PART NO.
BLACK	#2-#1	E1016-7	A200036-2	A2000706-7	E1016-56	A200037-2	A2000705-7
RED		E1016-9			E1016-58		
GREEN		E1016-11			E1016-60		
WHITE		E1016-12			E1016-61		
BLUE		E1016-46			E1016-95		
BLACK	1/0-2/0	E1016-13	A200036-3	A2000706-7	E1016-62	A200037-3	A2000705-7
RED		E1016-15			E1016-64		
GREEN		E1016-17			E1016-66		
WHITE		E1016-18			E1016-67		
BLUE		E1016-43			E1016-92		
BLACK	3/0-4/0	E1016-31	A200038-2	A2000706-13	E1016-80	A200035-2	A2000705-13
RED		E1016-33			E1016-82		
GREEN		E1016-35			E1016-84		
WHITE		E1016-36			E1016-85		
BLUE		E1016-45			E1016-94		



MALE



FEMALE



MALE



FEMALE

* NOTE: Double set-screw male and female plugs are CSA and UL Listed for 400 amps when used with #4/0 90°C cable. Crimp and single set-screw male and female plugs are listed for 315 amps.

E1016 Series

Connectors and Accessories for cable size #2-4/0, 600 volts, rated up to 400 amperes continuous *

FEMALE TERMINAL CONNECTORS

FEMALE SAFETY TERMINALS



COLOR	CABLE SIZE
BLACK	#8-#4
RED	—
GREEN	—
WHITE	—
BLUE	—

ANGLE STYLE COMPLETE PART NO.	OFFSET STYLE COMPLETE PART NO.
E1016-575	E1016-625
—	—
—	—
—	—
—	—

ROUND COMPLETE PART NO.	RECTANGULAR COMPLETE PART NO.
E1016-813	E1016-801
E1016-815	E1016-803
E1016-817	E1016-805
E1016-818	E1016-806
E1016-819	E1016-807

Stud Hole Size 1/2"

Tap Hole Size 1/2"-13

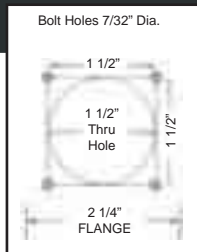
INSULATED RECEPTACLES



MALE THREADED STUD STYLE

FEMALE DOUBLE SET-SCREW STYLE

Stud Size 1/2"-13



MOUNTING DIMENSIONS

	COLOR	CABLE SIZE	MALE COMPLETE PART NO.	FEMALE COMPLETE PART NO.
THREADED STUD	BLACK	#2-4/0	E1016-1600	E1016-1631
	RED		E1016-1602	E1016-1633
	GREEN		E1016-1604	E1016-1635
	WHITE		E1016-1605	E1016-1636
	BLUE		E1016-1612	E1016-1643
DOUBLE SET-SCREW	BLACK	#2-4/0	E1016-1700	E1016-1725
	RED		E1016-1702	E1016-1727
	GREEN		E1016-1704	E1016-1729
	WHITE		E1016-1705	E1016-1730
	BLUE		E1016-1706	E1016-1731

THREE WAY LAY-DOWN "T" CONNECTORS



PARALLELING "T" (MALE-MALE-FEMALE)

TAPPING "T" (MALE-FEMALE-FEMALE)

DOUBLE FEMALE

COLOR	PARALLELING "T" PART NO.	TAPPING "T" PART NO.	DOUBLE FEMALE PART NO.
BLACK	E1016-2324	E1016-2312	E1016-2352
RED	E1016-2326	E1016-2314	E1016-2354
GREEN	E1016-2328	E1016-2316	E1016-2356
WHITE	E1016-2329	E1016-2317	E1016-2357
BLUE	E1016-2348	E1016-2350	E1016-2358

PROTECTIVE CAPS



CAP FOR MALE

CAP FOR FEMALE

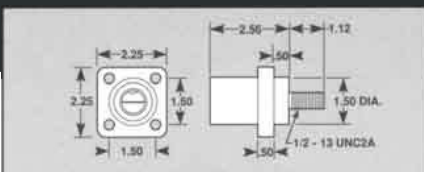
SNAP BACK METAL COVER

COLOR	PART NO.	DESCRIPTION
BLACK	A100601-1	CAP FOR MALE
BLACK	A100602-1	CAP FOR FEMALE
PLATED	A100895-1	SNAP BACK METAL COVER
ALUMINUM	100444	SPACER

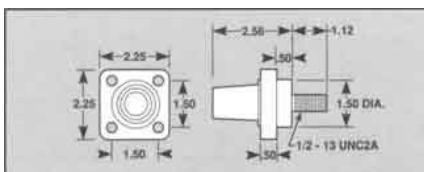
DIMENSIONS



MALE



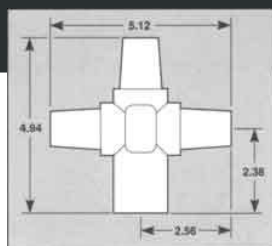
FEMALE



THREADED STUD PANEL MOUNTS

COLOR	CABLE SIZE	MALE COMPLETE PART NO.	FEMALE COMPLETE PART NO.
BLACK	#2-4/0	E1016-1600S	E1016-1631S
YELLOW		E1016-1601S	E1016-1632S
RED		E1016-1602S	E1016-1633S
ORANGE		E1016-1603S	E1016-1634S
GREEN		E1016-1604S	E1016-1635S
WHITE		E1016-1605S	E1016-1636S
BLUE		E1016-1612S	E1016-1643S
BROWN		E1016-1619S	E1016-1687S



DIMENSIONS





THREE-FER™ TAPPING TEE

COLOR	PART NO.
BLACK	E1016-9500
YELLOW	E1016-9501
RED	E1016-9502
ORANGE	E1016-9503
GREEN	E1016-9504
WHITE	E1016-9505
BLUE	E1016-9506

* All connectors and receptacles shown above are Listed for 400 amps.

NON-VULCANIZED			MALE PLUG			FEMALE PLUG					
	COLOR	CABLE SIZE	COMPLETE PART NO.	CONTACT ONLY PART NO.	INSULATOR ONLY PART NO.	COMPLETE PART NO.	CONTACT ONLY PART NO.	INSULATOR ONLY PART NO.			
DOUBLE SET-SCREW	BLACK	350-500MCM	E1017-350	A200612-1	A200056-1	E1017-375	A200614-2	A200040-1	 MALE		
	RED		E1017-352			A200056-3				E1017-377	A200040-3
	GREEN		E1017-354			A200056-5				E1017-379	A200040-5
	WHITE		E1017-355			A200056-6				E1017-380	A200040-6
	BLUE		E1017-356			A200056-7				E1017-381	A200040-39
								 FEMALE			

VULCANIZED			MALE PLUG			FEMALE PLUG						
	COLOR	CABLE SIZE	COMPLETE PART NO.	CONTACT ONLY PART NO.	INSULATOR ONLY PART NO.	COMPLETE PART NO.	CONTACT ONLY PART NO.	INSULATOR ONLY PART NO.				
CRIMP	BLACK	350MCM	E1017-1	A200028-1	A200056-1	E1017-50	A200027-5	A200040-1	 MALE			
	RED		E1017-3			A200056-3				E1017-52	A200040-3	
	GREEN		E1017-5			A200056-5				E1017-54	A200040-5	
	WHITE		E1017-6			A200056-6				E1017-55	A200040-6	
	BLUE		E1017-26			A200056-37				E1017-74	A200040-39	
		BLACK	500MCM	E1017-7	A200028-2	A200056-1	E1017-56	A200027-6	A200040-1	 FEMALE		
		RED		E1017-9			A200056-3				E1017-58	A200040-3
		GREEN		E1017-11			A200056-5				E1017-60	A200040-5
		WHITE		E1017-12			A200056-6				E1017-61	A200040-6
		BLUE		E1017-27			A200056-37				E1017-75	A200040-39
		BLACK	750MCM	E1017-13	A200028-3	A200056-7	E1017-62	A200027-7	A200040-7			
		RED		E1017-15			A200056-9				E1017-64	A200040-9
		GREEN		E1017-17			A200056-11				E1017-66	A200040-11
	WHITE	E1017-18		A200056-12			E1017-67				A200040-12	
	BLUE	E1017-28		A200056-41			E1017-76				A200040-40	

FEMALE TERMINAL CONNECTORS



COLOR	CABLE SIZE	COMPLETE PART NO.	DESCRIPTION
BLACK	350-750MCM	E1017-575	ANGLE STYLE
BLACK	350-750MCM	E1017-625	OFFSET STYLE

Bolt Hole 5/8"



ANGLE STYLE

OFFSET STYLE

RECEPTACLES		MALE		FEMALE			
COLOR	CABLE SIZE	90° COMPLETE PART NO.	30° COMPLETE PART NO.	90° COMPLETE PART NO.	30° COMPLETE PART NO.		
BLACK	350-750MCM	E1017-1600	E1017-1601	E1017-1625	E1017-1626	 90° MALE	 30° FEMALE
RED		E1017-1604	E1017-1605	E1017-1629	E1017-1630		
GREEN		E1017-1608	E1017-1609	E1017-1633	E1017-1634		
WHITE		E1017-1610	E1017-1611	E1017-1635	E1017-1636		
BLUE		E1017-1612	E1017-1613	E1017-1637	E1017-1638		

Stud Size 1/2"-13

PROTECTIVE CAPS


COLOR	PART NO.	DESCRIPTION
BLACK	A100603-1	CAP FOR MALE
BLACK	A100604-1	CAP FOR FEMALE



MALE

FEMALE

Portable Vulcanizing Kits and Presses



Vulcanize connectors and splices with the same basic equipment.

The vulcanizing press used for connectors may be converted to a splicing press by replacing connector mold bushings with splice mold bushings (consult factory).

COMPLETE VULCANIZING KITS

CABLE SIZE	CABLE O.D.	E1015 SERIES	E1016 SERIES
#8	.440	A300120-1	—
#6	.510	A300120-2	—
#4	.570	A300120-3	—
#2	.660	—	A300100-3
#1	.740	—	A300100-4
1/0	.770	—	A300100-5
2/0	.820	—	A300100-6
3/0	.870	—	A300100-7
4/0	.930	—	A300100-8

Vulcanizing kit for cable sizes #8-4/0 comes complete with mold bushings and crimping nest for one cable size. Additional cable sizes can be accommodated by ordering additional mold bushings (listed below). See page 11 for crimping presses and nests.
NOTE: Vulcanizing equipment for cable sizes #8-4/0 is not interchangeable with equipment for cable sizes 350-750MCM. Other sizes are available.



VULCANIZING PRESSES ONLY

CABLE SIZE	CABLE O.D.	E1015 SERIES	E1016 SERIES	E1017 SERIES
#8	.440	A300121-1	—	—
#6	.510	A300100-2	—	—
#4	.570	A300100-3	—	—
#2	.660	—	A300103-3	—
#1	.740	—	A300103-4	—
1/0	.770	—	A300103-5	—
2/0	.820	—	A300103-6	—
3/0	.870	—	A300103-7	—
4/0	.930	—	A300103-8	—
350MCM	1.150	—	—	A300106-1
500MCM	1.310	—	—	A300106-2
750MCM	1.580	—	—	A300106-3

Vulcanizing press for cable sizes #8-750MCM comes complete with mold bushings for one cable size. Additional cable sizes can be accommodated by ordering additional mold bushings to match your cable size (listed below).
NOTE: Vulcanizing equipment for cable sizes #8-4/0 is not interchangeable with equipment for cable sizes 350-750MCM.



PLUG MOLDED BUSHINGS

CABLE SIZE	NOMINAL CABLE O.D.	E1015 SERIES	E1016 SERIES	E1017 SERIES
#8	.440	201015-3	—	—
#6	.510	201015-15	—	—
#4	.570	201015-18	—	—
#2	.660	—	200895-20	—
#1	.740	—	200895-21	—
1/0	.770	—	200895-22	—
2/0	.820	—	200895-23	—
3/0	.870	—	200895-24	—
4/0	.930	—	200895-17	—
350MCM	1.150	—	—	200006-3
500MCM	1.310	—	—	200006-6
750MCM	1.580	—	—	200006-8



Parts, Tools, & Accessories

PLUG ASSEMBLY TOOLS AND ACCESSORIES

PART NO.	DESCRIPTION	PART NO.	DESCRIPTION
A400001	E1016 Lektralink Assembly Tool	A200020-1	COM-A-LONG for pulling male contact in E1015 Series
100300	Spraylube #70, 12 oz.	A200020-2	COM-A-LONG for pulling female contact in E1015 Series
100300-1	Spraylube, 16 oz., / brush applicator	A200020-3	COM-A-LONG for pulling male contact in E1016 Series
A101208	2 oz. tube silicon grease for lubricating business end of synthetic rubber insulators	A200020-4	COM-A-LONG for pulling female contact in E1016 Series
A100632	Tool for removing E1016 contacts from insulators		
A100072	Cable Cutter - #6-4/0 Cable		



CONNECTOR SERIES NO.	SET SCREW	COPPER SHIM	PRESSURE PAD	RETAINING WIRE	INSTRUCTION SHEET
E1015	100012-25	100400-2	—	100573-1	EB-175
E1016	100012-18	100400-4*	101214	↓	EB-169
E1017	100012-5	—	101214		EB-168

*NOTE: Shim 100400-4 is for single set-screw or crimp style. For double set-screw style, use shim 100400-5.

E1015 AND E1016 SERIES CRIMPING NEST AND PRESSES

CABLE SIZE	CRIMPING NESTS PART NO.	CRIMPING PRESSES
#8	100514-1	A200914-1
#4-6	100514-2	A200914-2
#1-2	100514-3	A200914-3
1/0-2/0	100514-4	A200914-4
4/0	100514-6	A200914-6



CRIMPING NEST



CRIMPING PRESS

GAGE BLOCK FOR CALIBRATING CRIMPER: #100891.

* The product information published in this catalog is sufficiently accurate for most purposes, but is not guaranteed. Product information is subject to change without notice.