

# Conductive Sensors Level Probes Types VN, VNY, VPC, VPP



- 1 to 4 electrodes
- Isolated or unisolated electrodes
- Cable or screw connection
- 1/2", 1" or 1 1/2" without pipe thread according to ISO 228/1-Gxxx"



## Product Description

Level sensor for measuring the level of conductive liquids, i.e. max./min. control of charging or discharging. The function is determined

by the amplifier relay used. The sensors are delivered with standard length electrodes - these are cut off to suit the application.

## Ordering Key

**VPC 110**

Type \_\_\_\_\_  
 Housing material \_\_\_\_\_  
 Number of electrodes \_\_\_\_\_  
 Thread \_\_\_\_\_

## Type Selection

Pipe thread	Electrode isolation	Housing Material	Ordering no. 1 electrode	Ordering no. 2 electrodes	Ordering no. 3 electrodes	Ordering no. 4 electrodes
1 1/2"	No	Nylon 6	<b>VN 1</b>	<b>VN 2</b>	<b>VN 3</b>	<b>VN 4</b>
1 1/2"	No	Nylon 6	<b>VNY 1</b>	<b>VNY 2</b>	<b>VNY 3</b>	<b>VNY 4</b>
1 1/2"	Polyethylene	Nylon 6	<b>VNI 1</b>	<b>VNI 2</b>	<b>VNI 3</b>	<b>VNI 4</b>
1 1/2"	Polyethylene	Nylon 6	<b>VNYI 1</b>	<b>VNYI 2</b>	<b>VNYI 3</b>	<b>VNYI 4</b>
1/2"	Polyethylene	PVC	<b>VPC 105</b>	<b>VPC 205</b>		
1"	Polyethylene	PVC	<b>VPC 110</b>	<b>VPC 210</b>	<b>VPC 310</b>	
1/2"	Kynar (PVDF)	Polypropylene	<b>VPP 105</b>	<b>VPP 205</b>		
1"	Kynar (PVDF)	Polypropylene	<b>VPP 110</b>	<b>VPP 210</b>	<b>VPP 310</b>	

## Specifications

<b>Electrodes</b> Material Standard length VN, VNY VPC, VPP Diameter VN, VNY VPC, VPP	Stainless steel AISI316/DIN1.4401 100 cm 50 cm Ø 5 mm Ø 4 mm	<b>Environment</b> Degree of protection Operating temperature VN, VNY VPC VPP Storage temperature VN, VNY VPC, VPP Pressure VN, VNY, VPP VPC	IP 67 0 to 90°C (32° to 194 °F) 0 to 60°C (32° to 140 °F) 0 to 100°C (32° to 212 °F) -25° to 100°C (-13° to 212°F) -20° to 110°C (-40° to 230°F) 10 bar at 60°C 2 bar at 60°C
<b>Housing</b> Connection VN VNY, VPC, VPP	Cable (PVC), 2 m Screw terminals	<b>CE marking</b>	IEC 529

## Mode of Operation

The length of the electrodes determines the levels which will be detected and the amplifier chosen determines the function (see SV...,

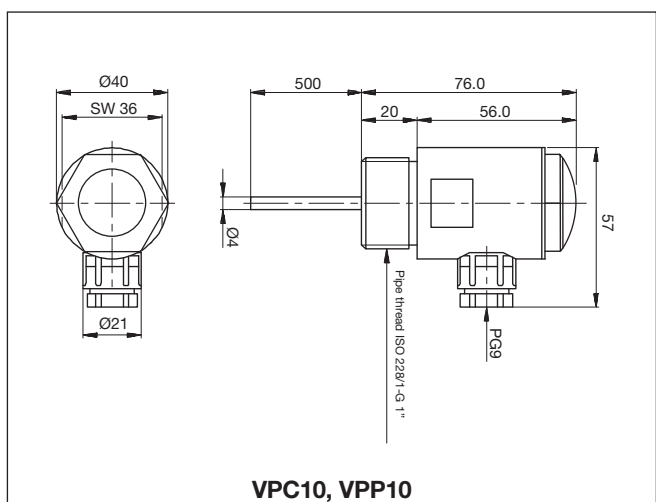
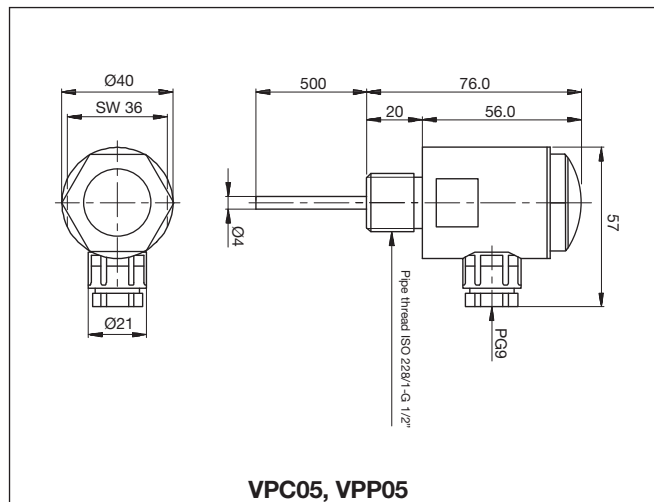
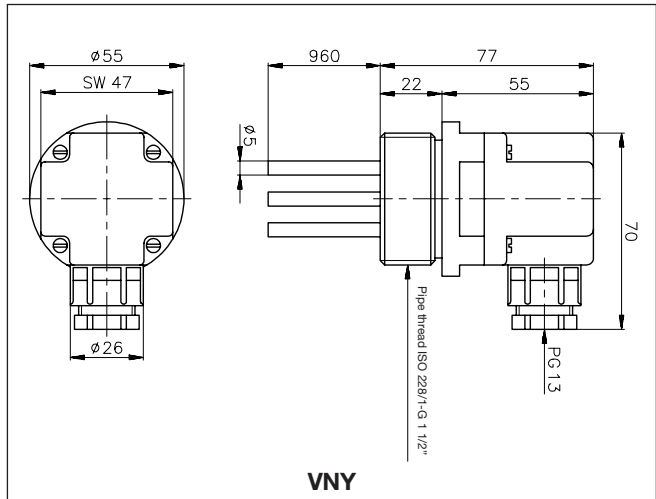
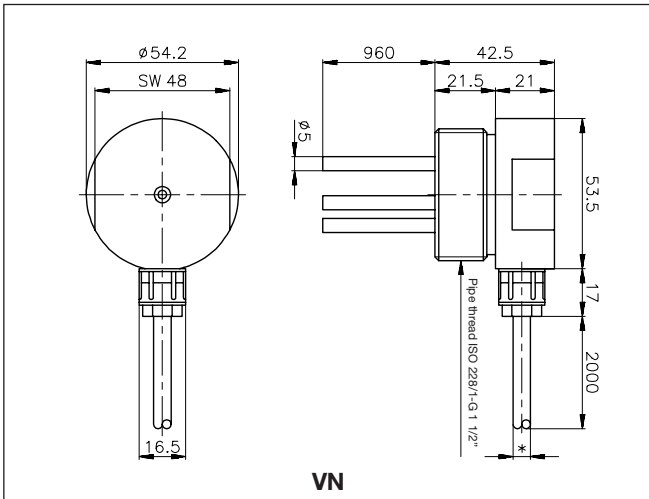
S195/196, S1961, ELA, ELC or ELD). If the container is made of a conductive material this can be used as common electrode.

## Accessories

Extension joint for Ø5 mm electrodes (VN/VNI):

**VD1**

## Dimensions



## Wiring Diagrams

